

STUDENT NUMBER Letter

MUSIC PERFORMANCE

Aural and written examination

Tuesday 15 November 2022

Reading time: 9.00 am to 9.15 am (15 minutes)

Writing time: 9.15 am to 10.45 am (1 hour 30 minutes)

QUESTION AND ANSWER BOOK

Structure of book

<i>Section</i>	<i>Number of questions</i>	<i>Number of questions to be answered</i>	<i>Number of marks</i>
A	3	3	30
B	9	9	50
C	6	6	20
			Total 100

- Students are permitted to bring into the examination room: pens, pencils, highlighters, erasers, sharpeners and rulers.
- Students are NOT permitted to bring into the examination room: blank sheets of paper and/or correction fluid/tape.
- No calculator is allowed in this examination.

Materials supplied

- Question and answer book of 18 pages, including blank manuscript for rough work on page 12
- An audio compact disc containing musical excerpts for Sections A and B

Instructions

- Write your **student number** in the space provided above on this page.
- You may write at any time during the running of the audio compact disc and after it stops.
- All written responses must be in English.

Students are NOT permitted to bring mobile phones and/or any other unauthorised electronic devices into the examination room.

DO NOT WRITE IN THIS AREA

SECTION B – Music language (aural)**Instructions for Section B**

Answer **all** questions in **pencil** in the spaces provided.

An audio compact disc will run continuously throughout Section B.

Question 4 (5 marks)

Listen to the following intervals. Each interval will be played twice.

Each interval may be played harmonically and/or melodically, ascending and/or descending.

Identify the size and the quality of each interval.

First playing – 5 seconds of silence

Second and final playing – 5 seconds of silence

1. _____

2. _____

3. _____

4. _____

5. _____

Question 5 (4 marks)

Listen to the following scales and/or modes. Each scale or mode will be played twice, ascending and/or descending.

Identify each scale and/or mode.

First playing – 5 seconds of silence

Second and final playing – 5 seconds of silence

1. _____

2. _____

3. _____

4. _____

Question 6 (4 marks)

Listen to the following four-bar melody. The melody will be played four times. There will be three playings for **part a.** and a fourth playing for **part b.** The rhythm of the melody is provided. A one-bar count-in will precede each playing.

First playing – 5 seconds of silence
 Second playing – 10 seconds of silence
 Third playing – 15 seconds of silence

- a. Identify the size and the quality of the intervals indicated by the brackets. 3 marks

1. _____
2. _____
3. _____

Fourth and final playing – 10 seconds of silence

- b. Identify the type of scale or mode on which the melody is based. 1 mark

Question 7 (4 marks)

Listen to the following triads/chords. Each triad/chord is in root position. Each triad/chord will be played twice, in block harmony and/or as an arpeggio.

Identify the quality of each triad/chord.

First playing – 5 seconds of silence
 Second and final playing – 5 seconds of silence

1. _____
2. _____
3. _____
4. _____

Question 8 (4 marks)

Listen to the following chord progression. The chord progression begins on the tonic chord and will be played three times, with silent working time after each playing. Each chord is in root position and the progression ends with a common cadence. The first three chords are given. A one-bar count-in will precede each playing.

Identify the bass note and the quality of chords 4 and 5 in the blank spaces of the harmonic grid below.

First playing – 5 seconds of silence

Second playing – 10 seconds of silence

Third and final playing – 20 seconds of silence

Harmonic grid	1.	2.	3.	4.	5.
Bass note	C	G	A \flat		
Quality	minor	major	major		

Question 9 (10 marks)

Listen to the following chord progression. The chord progression begins on the tonic chord and will be played five times, with silent working time after each playing. Each chord is in root position and the progression ends with a common cadence. The first two chords and the last two chords are given. A two-bar count-in will precede each playing.

Identify the bass note and the quality of chords 3–7 in the blank spaces of the harmonic grid below.

First playing – 5 seconds of silence

Second playing – 5 seconds of silence

Third playing – 5 seconds of silence

Fourth playing – 10 seconds of silence

Fifth and final playing – 15 seconds of silence

Harmonic grid	1.	2.	3.	4.	5.	6.	7.	8.	9.
Bass note	G	D						D	G
Quality	major	major						major	major

Question 10 (8 marks)

Listen to the following eight-bar work for vibraphone and piano. The work will be played six times.

A transcription of this work is printed below; however, the notation is missing for bars 5 and 6 of the vibraphone part. All parts are written at concert pitch. The rhythm of the missing part is given in the top line. A one-bar count-in will precede each playing.

Transcribe the missing notation for bars 5 and 6 of the vibraphone part.

First playing – 20 seconds of silence

Second playing – 20 seconds of silence

Third playing – 20 seconds of silence

Fourth playing – 20 seconds of silence












Fifth playing – 30 seconds of silence

Sixth and final playing – 30 seconds of silence

DO NOT WRITE IN THIS AREA

The musical score is for an eight-bar piece in 4/4 time, B-flat major. It features a vibraphone (vib.) and piano (pno.) part. The score is divided into two systems. The first system contains bars 1 through 4. The vibraphone part has notes: bar 1 (Bb, D, F), bar 2 (Bb, D, F), bar 3 (Bb, D, F), and bar 4 (Bb, D, F). The piano part has chords and moving lines. The second system contains bars 5 through 8. The vibraphone part has notes: bar 5 (Bb, D, F), bar 6 (Bb, D, F), bar 7 (Bb, D, F), and bar 8 (Bb, D, F). The piano part continues with chords and moving lines.

Blank manuscript for rough work if required



DO NOT WRITE IN THIS AREA

Question 11 (2 marks)

Listen to the following eight-bar excerpt. The excerpt will be played three times. A two-bar count-in will precede each playing.

Circle the correct version of the missing snare drum rhythm for bars 3 to 6 from the alternatives **A.–D.** below.

First playing – 10 seconds of silence

Second playing – 10 seconds of silence

Third and final playing – 10 seconds of silence

A.

B.

C.

D.

Question 12 (9 marks)

Listen to the following seven-bar excerpt. The excerpt will be played seven times. A one-bar count-in will precede each playing.

Transcribe the missing rhythmic notation for:

- bars 2 and 3 of the tambourine part
- bar 6 of the concert bass drum part.

- First playing – 15 seconds of silence
- Second playing – 15 seconds of silence
- Third playing – 15 seconds of silence
- Fourth playing – 15 seconds of silence
- Fifth playing – 15 seconds of silence
- Sixth playing – 20 seconds of silence
- Seventh and final playing – 25 seconds of silence

tambourine $\frac{3}{4}$ *f*

concert bass drum $\frac{3}{4}$

tamb.

con. b. d.

DO NOT WRITE IN THIS AREA

SECTION C – Music language (written)**Instructions for Section C**

Answer **all** questions in **pencil** in the spaces provided.

Question 13 (2 marks)

Identify the size and the quality of the two intervals indicated by the brackets.




1. _____

2. _____

Question 14 (3 marks)

Write each interval using semibreves on the printed treble stave below.



minor 3rd below A

perfect 5th above A

major 7th above G

Question 15 (6 marks)

a. Write an ascending one octave lydian mode on the printed staff below. The mode should:

- be written in crotchets with correct stem direction
- begin on the given starting note
- include the upper tonic.

You may use accidentals or a key signature.

3 marks



b. Identify the following scales and/or modes by circling the correct name below.

3 marks



G minor pentatonic G blues G melodic minor



Bb dorian Bb mixolydian Bb major




F lydian F major F major pentatonic

DO NOT WRITE IN THIS AREA

Question 16 (2 marks)

Write each chord in the given keys on the printed staff below. You may use accidentals or a key signature.



IV7 of D major

vi of F major

Question 17 (4 marks)

Identify the quality of the given chords and their diatonic function in the key of D minor. The diatonic function and the quality of the first chord and the last chord are given.



1.

2.

3.

4.

Diatonic function	I			I
Quality	minor			minor

Question 18 (3 marks)

Use the following notation to answer the questions below. All parts are written at concert pitch.

The musical score is for three voices: soprano, alto, and bass. It is in 3/4 time and the key of E major (one sharp). The piece consists of four bars. The soprano part begins with a piano (*p*) dynamic and concludes with a forte (*f*) dynamic. The alto part also starts with *p* and ends with *f*. The bass part starts with *p* and ends with *f*. A box is drawn around the notes in the second bar of all three parts. A bracket is drawn over the notes in the third and fourth bars of the bass part.

- a. Circle the correct name of the chord in bar 2 indicated by a box. 1 mark

C dominant 7th C major C sus 4

- b. Circle the correct tonality for this excerpt from the options below. 1 mark

E natural minor G major E harmonic minor

- c. Identify the quality and the size of the interval indicated by the bracketed notes in bars 3 and 4 of the bass part. 1 mark
