VICTORIAN CURRICULUM AND ASSESSMENT AUTHORITY

Music Style and Composition

Graded Assessment 1
COURSEWORK UNIT 3/4
2013

Table of Grade Distributions: male, female and all students assessed

Grade		UG	E	E+	D	D+	C	C+	B	B+	A	A+	Total
Male	**n**	0	1	1	3	2	6	12	15	21	33	19	113
	%	0	1	1	3	2	5	11	13	19	29	17	100
Female	**n**	1	1	0	0	0	2	3	9	14	13	15	58
	%	2	2	0	0	0	3	5	16	24	22	26	100
All	**n**	1	2	1	3	2	8	15	24	35	46	34	171
	%	1	1	1	2	1	5	9	14	20	27	20	100
Cumul	**n**	1	3	4	7	9	17	32	56	91	137	171	
	%	1	2	2	4	5	10	19	33	53	80	100	
Score Ranges		0-5	6-8	9-11	12-14	15-18	19-26	27-33	34-38	39-44	45-50	51-60	Max 60

Summary Statistics:	
Mean	41.2
Std Dev	11.1
Median	B+

Not Assessed:		
Male	n	18
	%	14
Female	n	14
	%	19
All	n	32
	%	16

Total Enrolments incl. Not Assessed:		
Male	n	131
Female	n	72
All	n	203

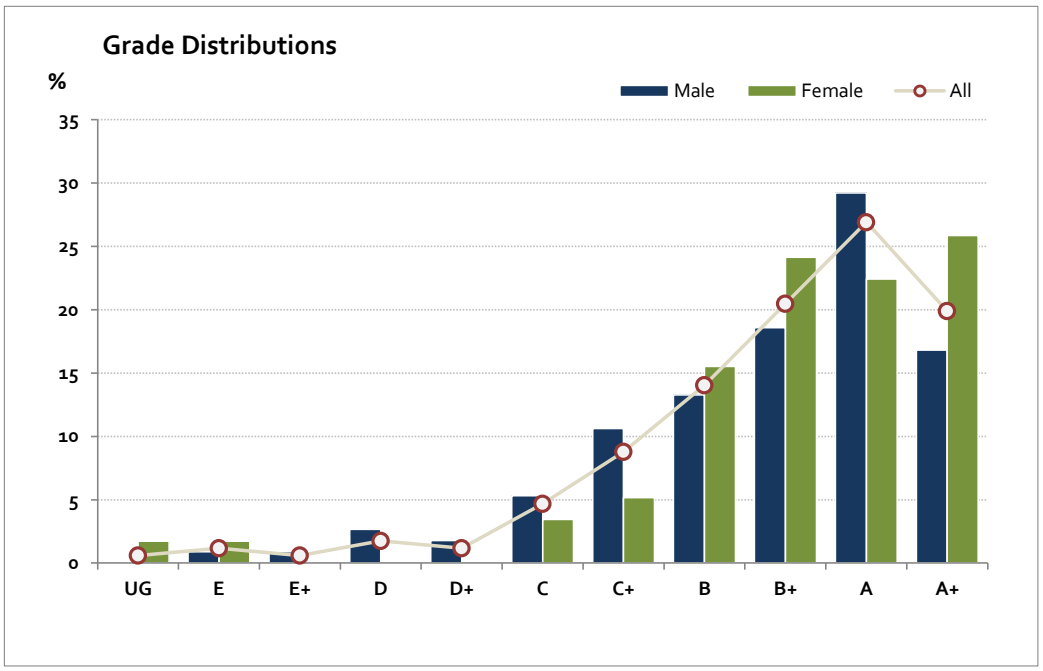

The Victorian Curriculum and Assessment Authority provides high quality curriculum, assessment and reporting that enables individual lifelong learning.

State Government Victoria

© Victorian Curriculum and Assessment Authority, 2014

VICTORIAN CURRICULUM AND ASSESSMENT AUTHORITY

Music Style and Composition

Graded Assessment 2
EXTERNALLY-ASSESSED TASK
2013

Table of Grade Distributions: male, female and all students assessed

Grade		UG	E	E+	D	D+	C	C+	B	B+	A	A+	Total
Male	**n**	0	0	0	2	11	16	17	20	17	13	12	108
	%	0	0	0	2	10	15	16	19	16	12	11	100
Female	**n**	0	0	1	3	2	7	10	10	11	9	3	56
	%	0	0	2	5	4	13	18	18	20	16	5	100
All	**n**	0	0	1	5	13	23	27	30	28	22	15	164
	%	0	0	1	3	8	14	16	18	17	13	9	100
Cumul	**n**	0	0	1	6	19	42	69	99	127	149	164	
	%	0	0	1	4	12	26	42	60	77	91	100	
Score Ranges		0-9	10-19	20-25	26-64	65-89	90-111	112-126	127-145	146-156	157-173	174-200	Max 200

Summary Statistics:	
Mean	129.8
Std Dev	35.3
Median	B

Not Assessed:		
Male	n	23
	%	18
Female	n	16
	%	22
All	n	39
	%	19

Total Enrolments incl. Not Assessed:		
Male	n	131
Female	n	72
All	n	203

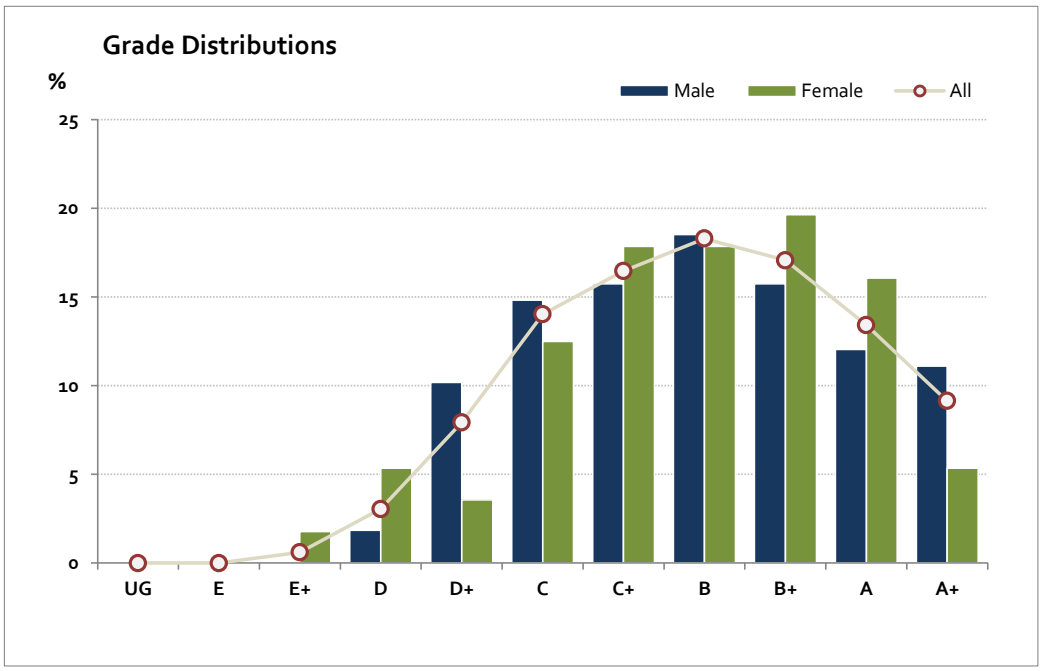

The Victorian Curriculum and Assessment Authority provides high quality curriculum, assessment and reporting that enables individual lifelong learning.

State Government Victoria

© Victorian Curriculum and Assessment Authority, 2014

VICTORIAN CURRICULUM AND ASSESSMENT AUTHORITY

Music Style and Composition

Graded Assessment 3
AURAL AND WRITTEN EXAMINATION
2013

Table of Grade Distributions: male, female and all students assessed

Grade		UG	E	E+	D	D+	C	C+	B	B+	A	A+	Total
Male	**n**	0	1	2	10	10	16	19	17	16	6	8	105
	%	0	1	2	10	10	15	18	16	15	6	8	100
Female	**n**	0	0	2	0	7	8	8	7	5	11	7	55
	%	0	0	4	0	13	15	15	13	9	20	13	100
All	**n**	0	1	4	10	17	24	27	24	21	17	15	160
	%	0	1	3	6	11	15	17	15	13	11	9	100
Cumul	**n**	0	1	5	15	32	56	83	107	128	145	160	
	%	0	1	3	9	20	35	52	67	80	91	100	
Score Ranges		0-19	20-39	40-51	52-82	83-108	109-130	131-143	144-158	159-169	170-178	179-200	Max 200

Summary Statistics:	
Mean	137.1
Std Dev	36
Median	C+

Not Assessed:		
Male	n	26
	%	20
Female	n	17
	%	24
All	n	43
	%	21

Total Enrolments incl. Not Assessed:		
Male	n	131
Female	n	72
All	n	203

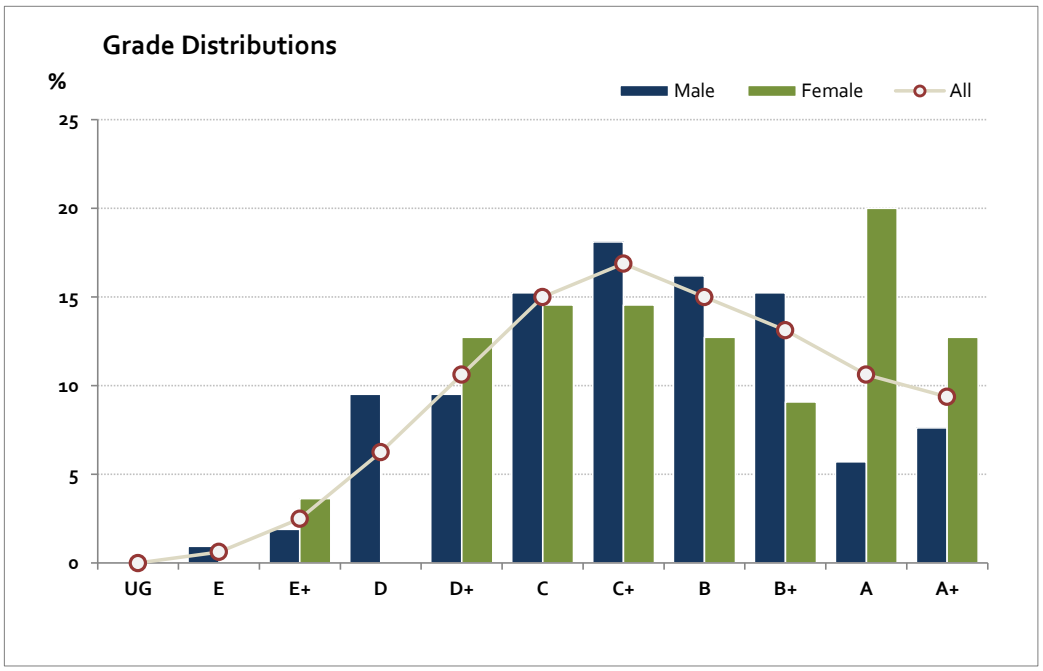

The Victorian Curriculum and Assessment Authority provides high quality curriculum, assessment and reporting that enables individual lifelong learning.

State Government Victoria

© Victorian Curriculum and Assessment Authority, 2014