VICTORIAN CURRICULUM AND ASSESSMENT AUTHORITY

41 St Andrews Place
East Melbourne
Victoria 3002 Australia

TELEPHONE +61 3 9651 4300
FACSIMILE +61 3 9651 4324
EMAIL vcaa@edumail.vic.gov.au
WEB www.vcaa.vic.edu.au
ABN 82 628 957 617

Texts and Traditions

Graded Assessment 1
COURSEWORK UNIT 3
2010

Table of Grade Distributions: male, female and all students assessed

GRADE	UG	E	E+	D	D+	C	C+	B	B+	A	A+	Total
Male n	0	0	0	1	15	25	31	39	36	46	24	217
%	0	0	0	0	7	12	14	18	17	21	11	100
Female n	0	0	0	1	14	33	44	42	73	70	56	333
%	0	0	0	0	4	10	13	13	22	21	17	100
All n	0	0	0	2	29	58	75	81	109	116	80	550
%	0	0	0	0	5	11	14	15	20	21	15	100
Cumul n	0	0	0	2	31	89	164	245	354	470	550	
%	0	0	0	0	6	16	30	45	64	85	100	
Score Ranges	0-4	5-9	10-24	25-31	32-51	52-62	63-70	71-76	77-83	84-93	94-100	Max 100

Summary Statistics:	
Mean	77.2
Std. dev.	14.3
Median	B+
Not Assessed:	
Male n	0
%	0
Female n	3
%	1
All n	3
%	1
Total Enrolments inc Not Assessed:	
Male n	217
Female n	336
All n	553

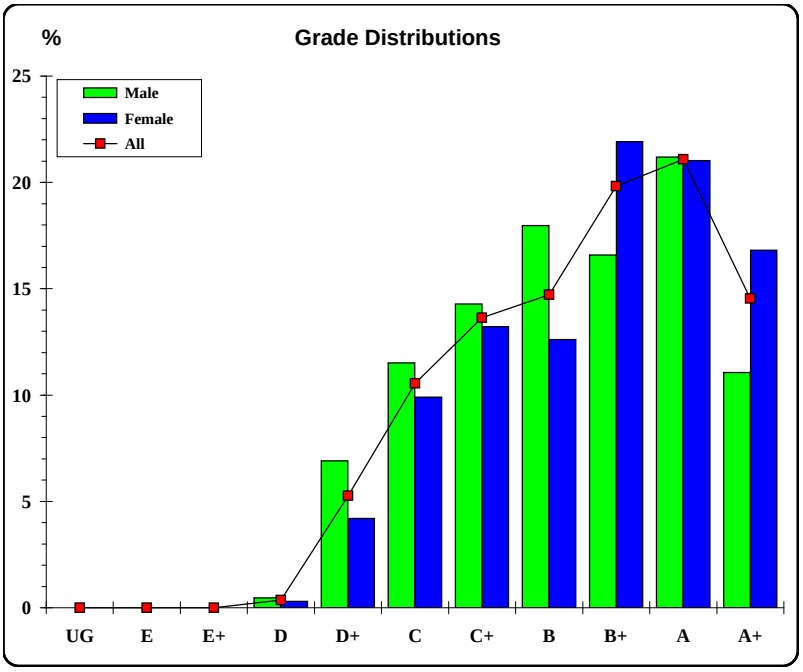

The Victorian Curriculum and Assessment Authority provides high quality curriculum, assessment and reporting that promote individual lifelong learning.

Victoria The Place To Be

VICTORIAN CURRICULUM AND ASSESSMENT AUTHORITY

41 St Andrews Place
East Melbourne
Victoria 3002 Australia

TELEPHONE +61 3 9651 4300
FACSIMILE +61 3 9651 4324
EMAIL vcaa@edumail.vic.gov.au
WEB www.vcaa.vic.edu.au
ABN 82 628 957 617

Texts and Traditions

Graded Assessment 2
COURSEWORK UNIT 4
2010

Table of Grade Distributions: male, female and all students assessed

GRADE	UG	E	E+	D	D+	C	C+	B	B+	A	A+	Total
Male n	0	0	0	0	17	30	25	35	38	34	36	215
%	0	0	0	0	8	14	12	16	18	16	17	100
Female n	0	1	0	0	14	32	46	43	72	68	56	332
%	0	0	0	0	4	10	14	13	22	20	17	100
All n	0	1	0	0	31	62	71	78	110	102	92	547
%	0	0	0	0	6	11	13	14	20	19	17	100
Cumul n	0	1	1	1	32	94	165	243	353	455	547	
%	0	0	0	0	6	17	30	44	65	83	100	
Score Ranges	0-5	6-9	10-14	15-22	23-49	50-60	61-67	68-73	74-82	83-92	93-100	Max 100

Summary Statistics:	
Mean	75.3
Std. dev.	16.1
Median	B+
Not Assessed:	
Male n	2
%	1
Female n	4
%	1
All n	6
%	1
Total Enrolments inc Not Assessed:	
Male n	217
Female n	336
All n	553

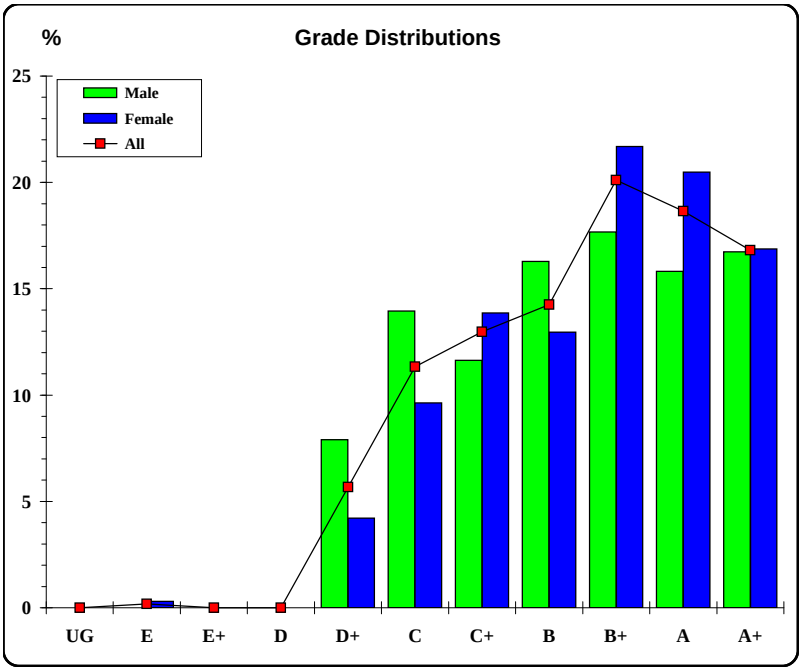

The Victorian Curriculum and Assessment Authority provides high quality curriculum, assessment and reporting that promote individual lifelong learning.

Victoria
The Place To Be

VICTORIAN CURRICULUM AND ASSESSMENT AUTHORITY

41 St Andrews Place
East Melbourne
Victoria 3002 Australia

TELEPHONE +61 3 9651 4300
FACSIMILE +61 3 9651 4324
EMAIL vcaa@edumail.vic.gov.au
WEB www.vcaa.vic.edu.au
ABN 82 628 957 617

Texts and Traditions

Graded Assessment 3
WRITTEN EXAMINATION
2010

Table of Grade Distributions: male, female and all students assessed

GRADE		UG	E	E+	D	D+	C	C+	B	B+	A	A+	Total
Male	n	3	6	7	14	25	25	35	33	26	25	15	214
	%	1	3	3	7	12	12	16	15	12	12	7	100
Female	n	3	4	12	18	28	39	41	49	54	42	38	328
	%	1	1	4	5	9	12	13	15	16	13	12	100
All	n	6	10	19	32	53	64	76	82	80	67	53	542
	%	1	2	4	6	10	12	14	15	15	12	10	100
Cumul	n	6	16	35	67	120	184	260	342	422	489	542	
	%	1	3	6	12	22	34	48	63	78	90	100	
Score Ranges		0-15	16-29	30-46	47-60	61-75	76-89	90-102	103-115	116-134	135-148	149-180	Max 180

Summary Statistics:	
Mean	103.1
Std. dev.	36.0
Median	B
Not Assessed:	
Male n	3
%	1
Female n	8
%	2
All n	11
%	2
Total Enrolments inc Not Assessed:	
Male n	217
Female n	336
All n	553

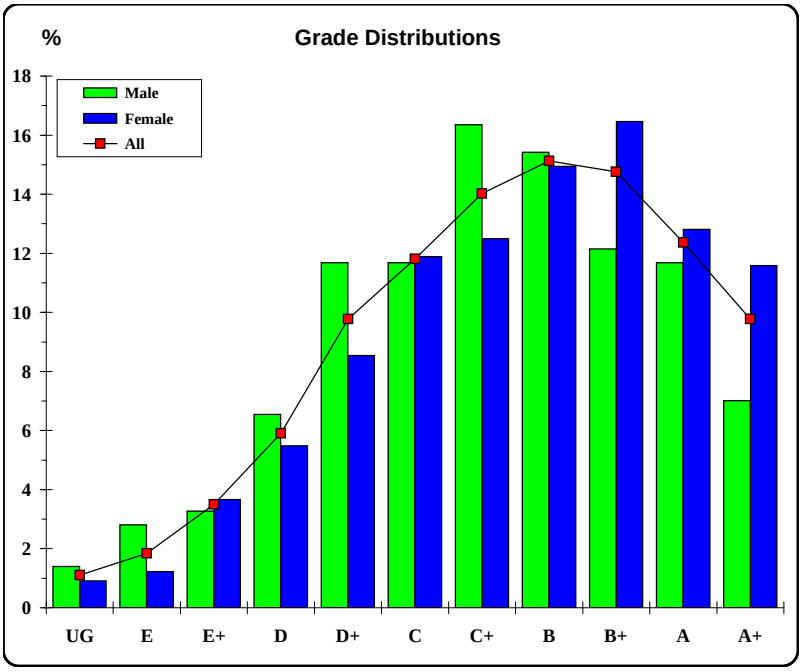

The Victorian Curriculum and Assessment Authority provides high quality curriculum, assessment and reporting that promote individual lifelong learning.

Victoria
The Place To Be