VICTORIAN CURRICULUM AND ASSESSMENT AUTHORITY

41 St Andrews Place
East Melbourne
Victoria 3002 Australia

TELEPHONE +61 3 9651 4300
FACSIMILE +61 3 9651 4324
EMAIL vcaa@edumail.vic.gov.au
WEB www.vcaa.vic.edu.au
ABN 82 628 957 617

Visual Communication and Design

Graded Assessment 1
COURSEWORK UNIT 3
2010

Table of Grade Distributions: male, female and all students assessed

GRADE	UG	E	E+	D	D+	C	C+	B	B+	A	A+	Total
Male n	22	36	34	37	316	394	477	463	454	394	326	2953
%	1	1	1	1	11	13	16	16	15	13	11	100
Female n	12	23	18	22	136	264	419	455	529	649	572	3099
%	0	1	1	1	4	9	14	15	17	21	18	100
All n	34	59	52	59	452	658	896	918	983	1043	898	6052
%	1	1	1	1	7	11	15	15	16	17	15	100
Cumul n	34	93	145	204	656	1314	2210	3128	4111	5154	6052	
%	1	2	2	3	11	22	37	52	68	85	100	
Score Ranges	0-6	7-16	17-22	23-29	30-46	47-56	57-65	66-73	74-81	82-91	92-100	Max 100

Summary Statistics:	
Mean	70.6
Std. dev.	19.6
Median	B
Not Assessed:	
Male n	105
%	3
Female n	83
%	3
All n	188
%	3
Total Enrolments inc Not Assessed:	
Male n	3058
Female n	3182
All n	6240

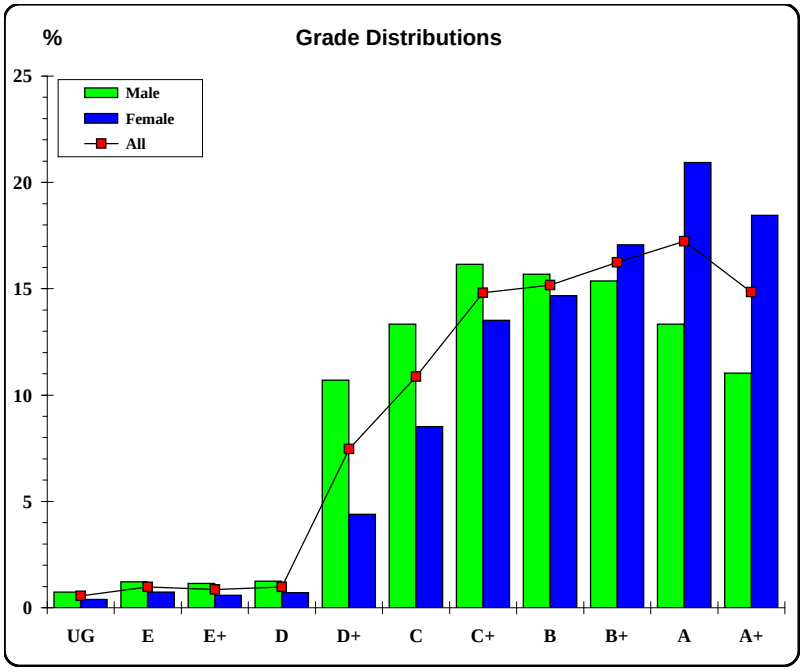

The Victorian Curriculum and Assessment Authority provides high quality curriculum, assessment and reporting that promote individual lifelong learning.

Victoria
The Place To Be

VICTORIAN CURRICULUM AND ASSESSMENT AUTHORITY

41 St Andrews Place
East Melbourne
Victoria 3002 Australia

TELEPHONE +61 3 9651 4300
FACSIMILE +61 3 9651 4324
EMAIL vcaa@edumail.vic.gov.au
WEB www.vcaa.vic.edu.au
ABN 82 628 957 617

Visual Communication and Design

Graded Assessment 2
SCHOOL-ASSESSED TASK
2010

Table of Grade Distributions: male, female and all students assessed

GRADE	UG	E	E+	D	D+	C	C+	B	B+	A	A+	Total
Male n	41	83	115	169	216	287	344	308	297	351	547	2758
%	1	3	4	6	8	10	12	11	11	13	20	100
Female n	15	32	60	67	132	250	253	353	376	481	953	2972
%	1	1	2	2	4	8	9	12	13	16	32	100
All n	56	115	175	236	348	537	597	661	673	832	1500	5730
%	1	2	3	4	6	9	10	12	12	15	26	100
Cumul n	56	171	346	582	930	1467	2064	2725	3398	4230	5730	
%	1	3	6	10	16	26	36	48	59	74	100	
Score Ranges	0-6	7-9	10-12	13-15	16-18	19-21	22-24	25-27	28-30	31-34	35-40	Max 40

Summary Statistics:	
Mean	27.5
Std. dev.	8.7
Median	B+
Not Assessed:	
Male n	300
%	10
Female n	210
%	7
All n	510
%	8
Total Enrolments inc Not Assessed:	
Male n	3058
Female n	3182
All n	6240

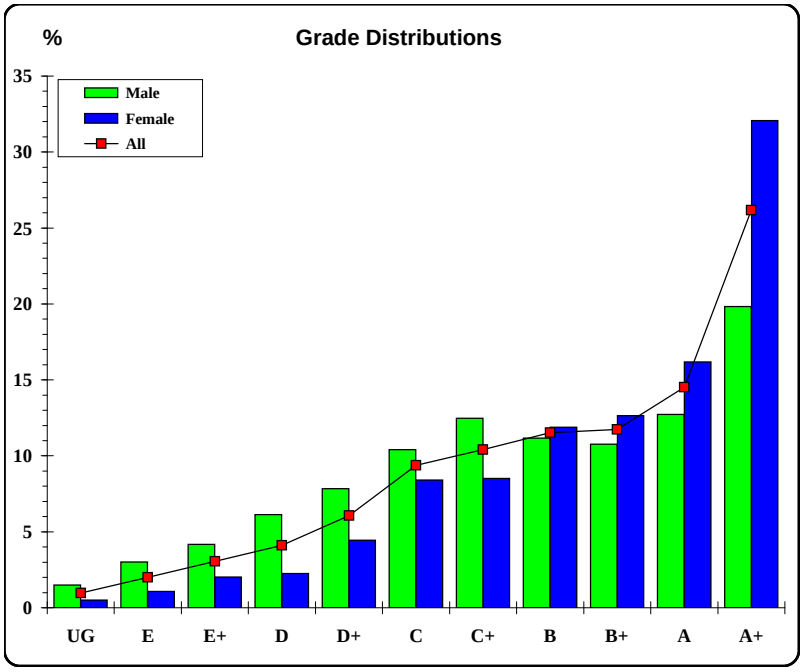

The Victorian Curriculum and Assessment Authority provides high quality curriculum, assessment and reporting that promote individual lifelong learning.

Victoria
The Place To Be

VICTORIAN CURRICULUM AND ASSESSMENT AUTHORITY

41 St Andrews Place
East Melbourne
Victoria 3002 Australia

TELEPHONE +61 3 9651 4300
FACSIMILE +61 3 9651 4324
EMAIL vcaa@edumail.vic.gov.au
WEB www.vcaa.vic.edu.au
ABN 82 628 957 617

Visual Communication and Design

Graded Assessment 3
WRITTEN EXAMINATION
2010

Table of Grade Distributions: male, female and all students assessed

GRADE	UG	E	E+	D	D+	C	C+	B	B+	A	A+	Total
Male n	6	36	131	195	345	475	469	355	310	224	152	2698
%	0	1	5	7	13	18	17	13	11	8	6	100
Female n	1	20	81	151	324	444	511	463	381	318	241	2935
%	0	1	3	5	11	15	17	16	13	11	8	100
All n	7	56	212	346	669	919	980	818	691	542	393	5633
%	0	1	4	6	12	16	17	15	12	10	7	100
Cumul n	7	63	275	621	1290	2209	3189	4007	4698	5240	5633	
%	0	1	5	11	23	39	57	71	83	93	100	
Score Ranges	0-16	17-35	36-53	54-65	66-79	80-92	93-104	105-115	116-125	126-137	138-186	Max 186

Summary Statistics:	
Mean	99.2
Std. dev.	26.7
Median	C+
Not Assessed:	
Male n	360
%	12
Female n	247
%	8
All n	607
%	10
Total Enrolments inc Not Assessed:	
Male n	3058
Female n	3182
All n	6240

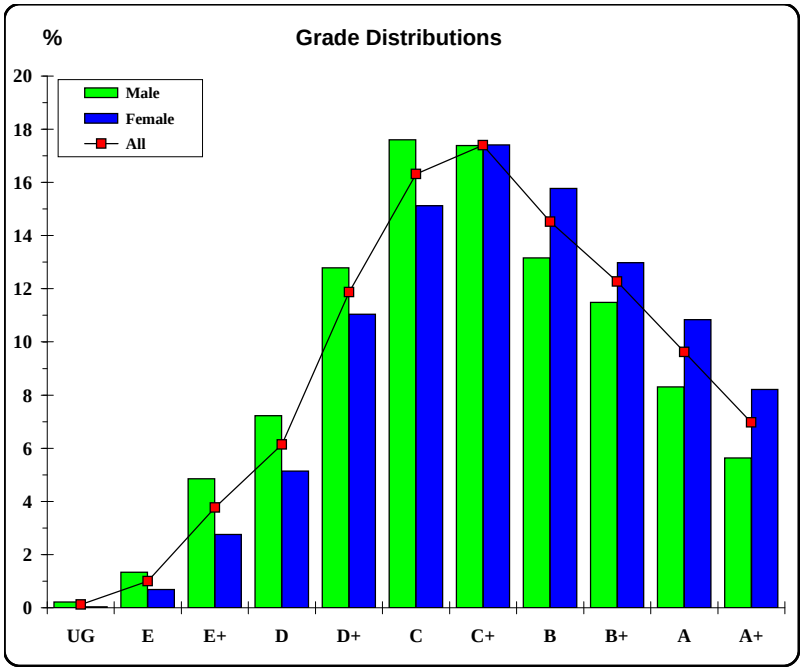

The Victorian Curriculum and Assessment Authority provides high quality curriculum, assessment and reporting that promote individual lifelong learning.

Victoria
The Place To Be