

VCAA Bulletin Supplement 4

VCE Examination Results Service

Release of November 2004 Results

On Monday 7 February 2005 schools will be able to access class and school results for all 2004 November examinations as well as the 2004 June examinations. Reports on all written and performance examinations including both VCE and VCE VET examinations will be available.

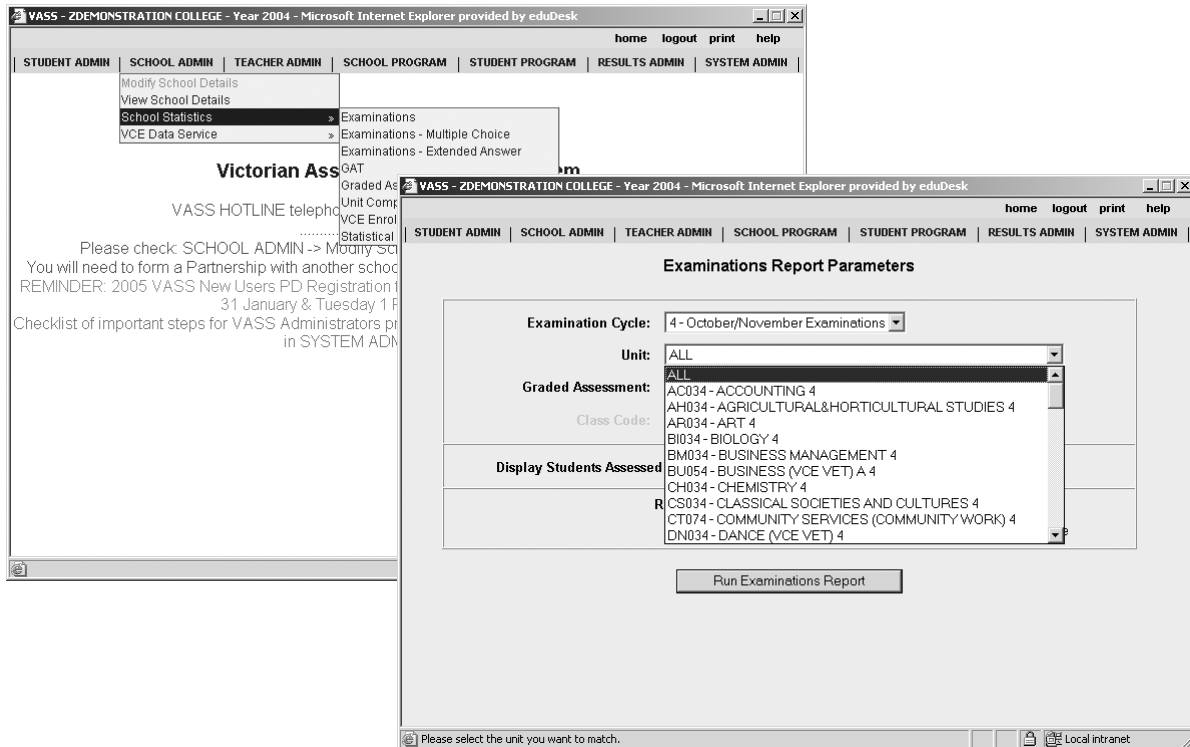
Last October a prototype Examination Results Service which provided information about 2004 June examinations was released and the release was followed by a series of focus groups and surveys to determine school attitudes to the reports. This investigation indicated teachers and schools were very positive about the reports, finding them valuable for planning, teaching and review of VCE programs.

This prototype service enables principals and classroom teachers to access details of the class performance on each of the 2004 June and November VCE examinations. Classroom teachers will be able to view the results of their class (but not other teachers' class results); principals will have access to all results.

The VCE Examinations Results Service remains as a prototype and has been released to provide data to teachers and schools during an extended consultation period while ideas are being collected from schools and a more permanent examinations reporting service is built.



This service will be accessed through VASS in the same way as other VCE information is accessed. Further information about access will be forwarded to schools in early February and can also be found on the VCAA website.



The prototype supplies simple reports which set out results for the class, the school and the state for each question and allows comparisons between the performances on each question. This will allow teachers clear and simple information on the class performance on the different concepts assessed in the examination.

What does the Data Service report?

2004 November examinations

For all examinations, two reports will be available. The *Extended Answers Report* and an *Examinations Report*.

Extended Answer Reports

Question/Criterion	Marks for Question/Criterion	Maximum	Class Mean	School Mean	State Mean
Question 1	4	4	2.8	2.8	2.3
Question 2 2-2	8	8	6.4	6.7	6.1
Question 3	1	2	1.6	1.6	1.4
Question 4	2	4	1.8	2.0	1.7
Question 5 2-2	4	8	4.9	5.2	4.8
Question 6	3	6	2.9	3.1	2.9
Question 7	4	8	5.9	6.1	4.6
On chosen 0 or 8-9	-	-	-	-	-

For each question on the examination paper the report shows:

- The Marks for the Question/criterion as they appear on the examination paper.
- The maximum score. In general this is twice the marks shown on the paper. (Most papers are marked at least twice and the score for each question is calculated from the combination of these two marks.)

- The Class Mean (or average)
- The School Mean (or average)

Results for individual students are not available.

From each line on the reports, teachers can see which questions the class performed well on and which questions were difficult for the class.

The Examinations Report

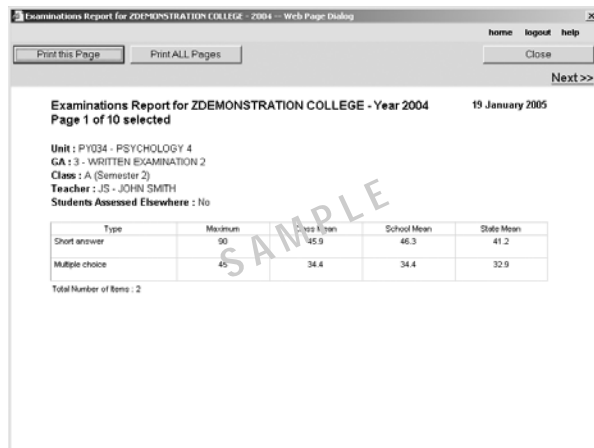
The *Examinations Report* summarises the results for each class and the school and compares these with overall state results.

Type	Maximum	Class Mean	School Mean	State Mean
Text response 1	20	8.6	10.8	11.5
Text response 2	20	7.9	10.2	10.9
Writing task	40	17.8	20.3	21.3

Examinations that have a component of multiple-choice questions

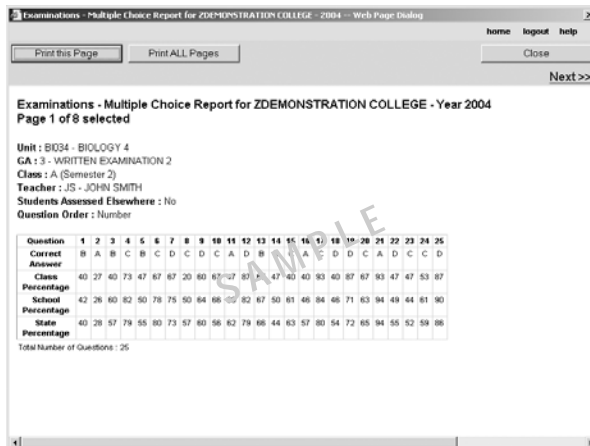
Examinations which have a multiple-choice component have a number of extra reports available.

The Examinations Report



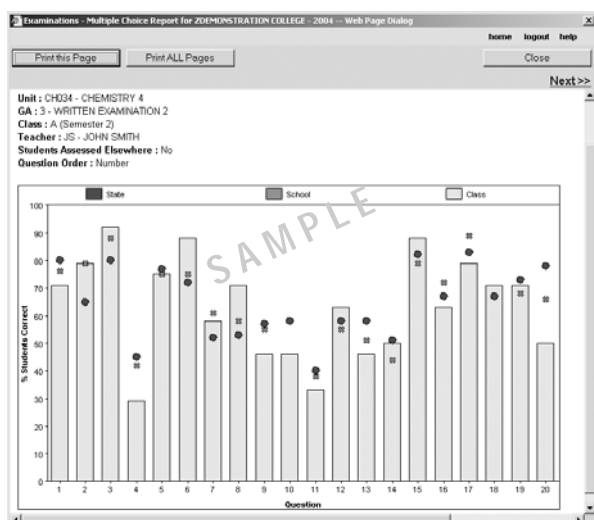
The report summarises both the multiple-choice section and the extended-answer section.

Multiple-choice Report

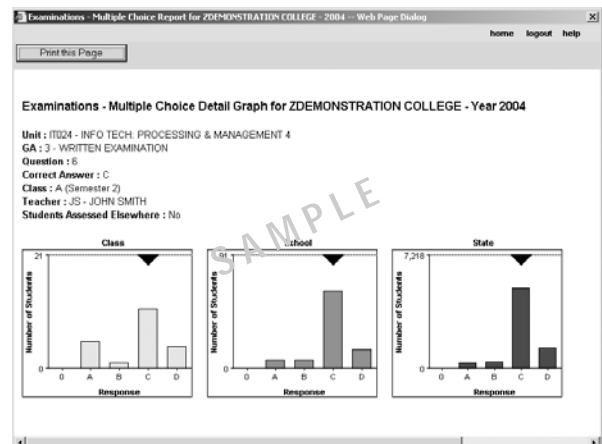


This report is available in two forms. It can be displayed in question order (as shown in the diagram) or in the order of difficulty of the questions. As in the other reports it compares responses of the class, the school and the state.

The numbers in the report indicate the percentage of the class, school or state correctly answering each question. Another report shows the same data presented diagrammatically. Like the tabular form of this report the diagram can display multiple-choice items in order of examination presentation or in difficulty order.



In addition a further set of reports show how students responded in terms of which distracters they chose. Again these reports compare responses between the class, the school and the state.



Help Service

The reports are accompanied by Help screens which explain how to best access the information and provide tips on using the service.

Where to next?

The prototype reports are simple reports which may be improved in terms of what they report and how they report examination information. Many different types of reports could be prepared which present data in a range of ways. The VCAA wishes to present the data in ways that are most useful for teachers and is seeking feedback from teachers for this purpose.

Feedback

Survey on the VCAA homepage

A survey is available on the homepage of the VCAA website <www.vcaa.vic.edu.au>. It asks a small number of questions and leaves space for written responses. You are invited to use this survey to provide us with your ideas about how to better present these data.

Feedback from surveys and consultations will be used to refine and improve the Results Service in line with the requirements of teachers and schools.

Consultations

During Term 4 the VCAA will be consulting with groups of teachers and principals from all sectors. If you wish to attend one of these meetings please contact Merry Young on (03) 9651 4403 or email young.merry.m@edumail.vic.gov.au

Write to us

We would be pleased to receive your written feedback on the reports.

Please write to the VCAA addressed as follows:
'VCE Examination Results Service Feedback'

VCAA, 41 St Andrews Place
EAST MELBOURNE VIC 3002

Or email: young.merry.m@edumail.vic.gov.au



Published by

VICTORIAN CURRICULUM AND ASSESSMENT AUTHORITY

41 St Andrews Place East Melbourne Victoria 3002 Australia

TELEPHONE +61 3 9651 4300 FACSIMILE +61 3 9651 4324

EMAIL vcaa@edumail.vic.gov.au

WEB www.vcaa.vic.edu.au

