



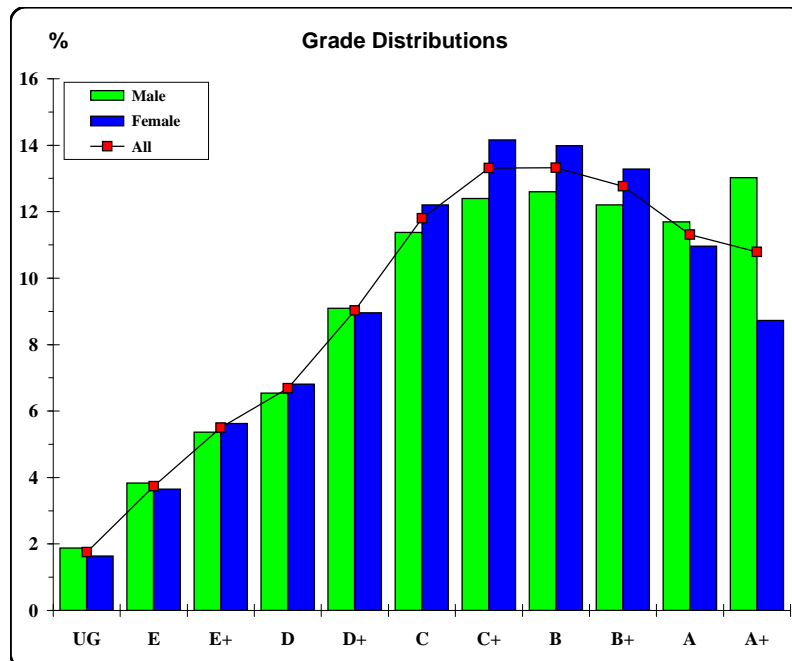
Chemistry

Graded Assessment 1 WRITTEN EXAMINATION 1 2008

Table of Grade Distributions: male, female and all students assessed

GRADE	UG	E	E+	D	D+	C	C+	B	B+	A	A+	Total
Male n	81	165	231	282	392	490	534	543	526	504	561	4309
%	2	4	5	7	9	11	12	13	12	12	13	100
Female n	76	170	262	317	417	568	659	651	618	510	406	4654
%	2	4	6	7	9	12	14	14	13	11	9	100
All n	157	335	493	599	809	1058	1193	1194	1144	1014	967	8963
%	2	4	6	7	9	12	13	13	13	11	11	100
Cumul n	157	492	985	1584	2393	3451	4644	5838	6982	7996	8963	
%	2	5	11	18	27	39	52	65	78	89	100	
Score Ranges	0-17	18-29	30-40	41-52	53-66	67-80	81-96	97-110	111-123	124-135	136-156	Max 156

Summary Statistics:	
Mean	91.0
Std. dev.	35.7
Median	C+
Not Assessed:	
Male n	62
%	1
Female n	53
%	1
All n	115
%	1
Total Enrolments inc Not Assessed:	
Male n	4371
Female n	4707
All n	9078



The VCAA provides curriculum and assessment for Prep to Year 12. The VCAA is a statutory body directly responsible to the Minister for Education and serves government and non-government schools.





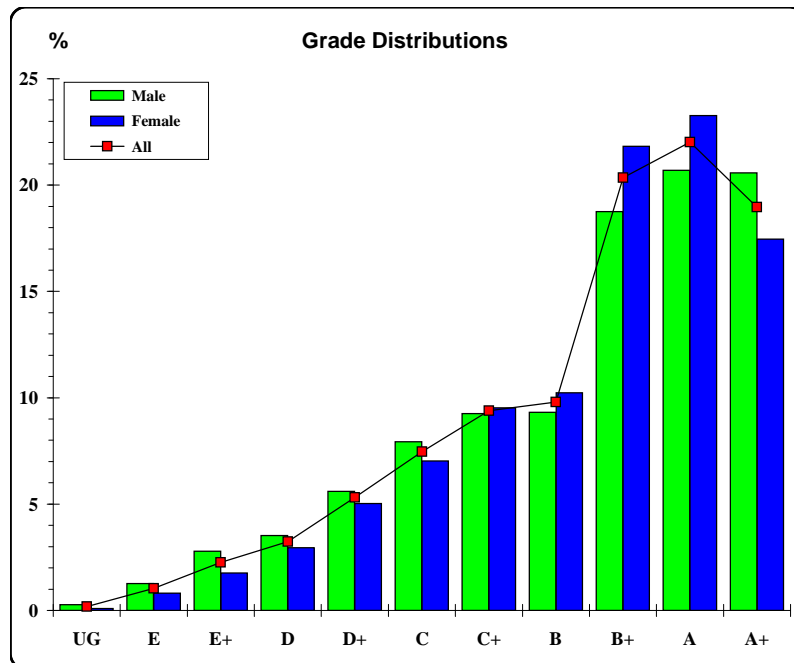
Chemistry

Graded Assessment 2 COURSEWORK UNIT 3/4 2008

Table of Grade Distributions: male, female and all students assessed

GRADE	UG	E	E+	D	D+	C	C+	B	B+	A	A+	Total
Male n	12	55	121	153	243	344	401	404	813	897	892	4335
Male %	0	1	3	4	6	8	9	9	19	21	21	100
Female n	4	38	82	138	235	328	445	478	1019	1086	815	4668
Female %	0	1	2	3	5	7	10	10	22	23	17	100
All n	16	93	203	291	478	672	846	882	1832	1983	1707	9003
All %	0	1	2	3	5	7	9	10	20	22	19	100
Cumul n	16	109	312	603	1081	1753	2599	3481	5313	7296	9003	
Cumul %	0	1	3	7	12	19	29	39	59	81	100	
Score Ranges	0-19	20-61	62-93	94-105	106-115	116-125	126-135	136-144	145-162	163-180	181-200	Max 200

Summary Statistics:	
Mean	151.6
Std. dev.	30.9
Median	B+
Not Assessed:	
Male n	36
Male %	1
Female n	39
Female %	1
All n	75
All %	1
Total Enrolments inc Not Assessed:	
Male n	4371
Female n	4707
All n	9078



The VCAA provides curriculum and assessment for Prep to Year 12. The VCAA is a statutory body directly responsible to the Minister for Education and serves government and non-government schools.





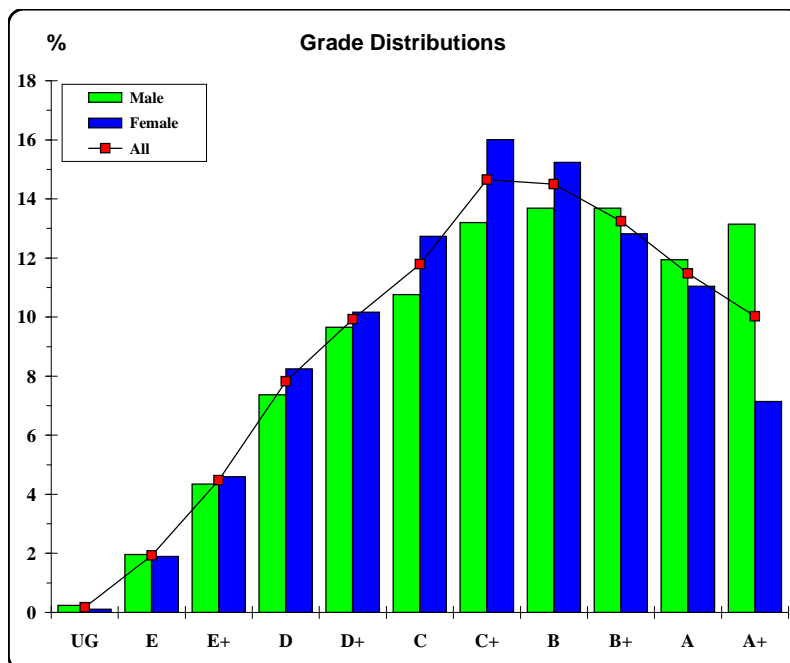
Chemistry

Graded Assessment 3 WRITTEN EXAMINATION 2 2008

Table of Grade Distributions: male, female and all students assessed

GRADE	UG	E	E+	D	D+	C	C+	B	B+	A	A+	Total
Male n	10	83	184	312	409	456	559	580	580	506	557	4236
%	0	2	4	7	10	11	13	14	14	12	13	100
Female n	5	87	211	379	467	585	735	700	589	507	328	4593
%	0	2	5	8	10	13	16	15	13	11	7	100
All n	15	170	395	691	876	1041	1294	1280	1169	1013	885	8829
%	0	2	4	8	10	12	15	14	13	11	10	100
Cumul n	15	185	580	1271	2147	3188	4482	5762	6931	7944	8829	
%	0	2	7	14	24	36	51	65	79	90	100	
Score Ranges	0-8	9-19	20-29	30-41	42-53	54-67	68-82	83-98	99-112	113-127	128-158	Max 158

Summary Statistics:	
Mean	81.5
Std. dev.	34.0
Median	C+
Not Assessed:	
Male n	135
%	3
Female n	114
%	2
All n	249
%	3
Total Enrolments inc Not Assessed:	
Male n	4371
Female n	4707
All n	9078



The VCAA provides curriculum and assessment for Prep to Year 12. The VCAA is a statutory body directly responsible to the Minister for Education and serves government and non-government schools.

