



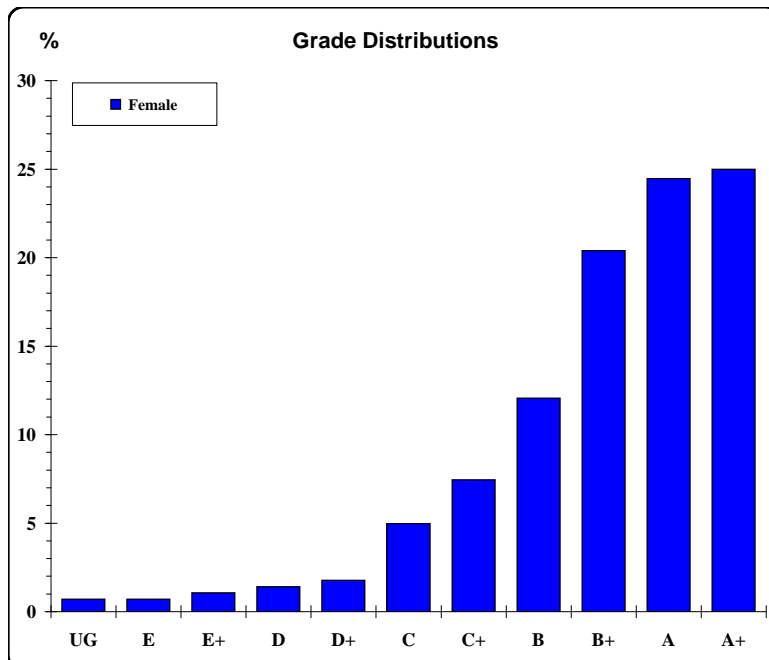
Dance

Graded Assessment 1 COURSEWORK UNIT 3/4 2008

Table of Grade Distributions: male, female and all students assessed

GRADE	UG	E	E+	D	D+	C	C+	B	B+	A	A+	Total
Male n	1	0	0	0	3	4	4	5	5	11	6	39
%	3	0	0	0	8	10	10	13	13	28	15	100
Female n	4	4	6	8	10	28	42	68	115	138	141	564
%	1	1	1	1	2	5	7	12	20	24	25	100
All n	5	4	6	8	13	32	46	73	120	149	147	603
%	1	1	1	1	2	5	8	12	20	25	24	100
Cumul n	5	9	15	23	36	68	114	187	307	456	603	
%	1	1	2	4	6	11	19	31	51	76	100	
Score Ranges	0-7	8-11	12-17	18-25	26-42	43-55	56-63	64-71	72-81	82-91	92-100	Max 100

Summary Statistics:	
Mean	76.6
Std. dev.	19.9
Median	B+
Not Assessed:	
Male n	9
%	19
Female n	42
%	7
All n	51
%	8
Total Enrolments inc Not Assessed:	
Male n	48
Female n	606
All n	654



Male numbers are too low for a graph to be meaningful.



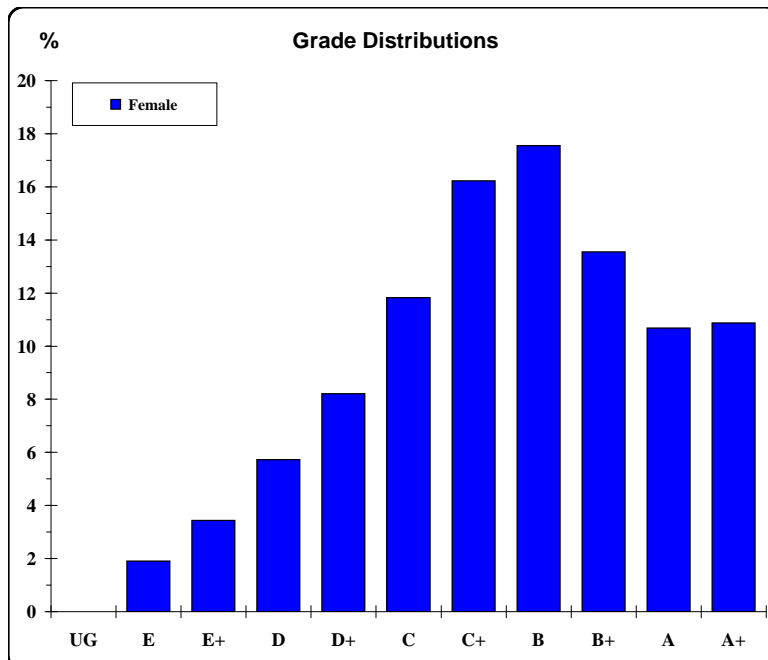
Dance

Graded Assessment 2 PERFORMANCE EXAMINATION 2008

Table of Grade Distributions: male, female and all students assessed

GRADE	UG	E	E+	D	D+	C	C+	B	B+	A	A+	Total
Male n	0	0	3	0	0	4	2	3	4	9	5	30
%	0	0	10	0	0	13	7	10	13	30	17	100
Female n	0	10	18	30	43	62	85	92	71	56	57	524
%	0	2	3	6	8	12	16	18	14	11	11	100
All n	0	10	21	30	43	66	87	95	75	65	62	554
%	0	2	4	5	8	12	16	17	14	12	11	100
Cumul n	0	10	31	61	104	170	257	352	427	492	554	
%	0	2	6	11	19	31	46	64	77	89	100	
Score Ranges	0-19	20-92	93-113	114-139	140-160	161-182	183-213	214-249	250-282	283-315	316-336	Max 336

Summary Statistics:	
Mean	222.8
Std. dev.	67.4
Median	B
Not Assessed:	
Male n	18
%	38
Female n	82
%	14
All n	100
%	15
Total Enrolments inc Not Assessed:	
Male n	48
Female n	606
All n	654



Male numbers are too low for a graph to be meaningful.

The VCAA provides curriculum and assessment for Prep to Year 12. The VCAA is a statutory body directly responsible to the Minister for Education and serves government and non-government schools.





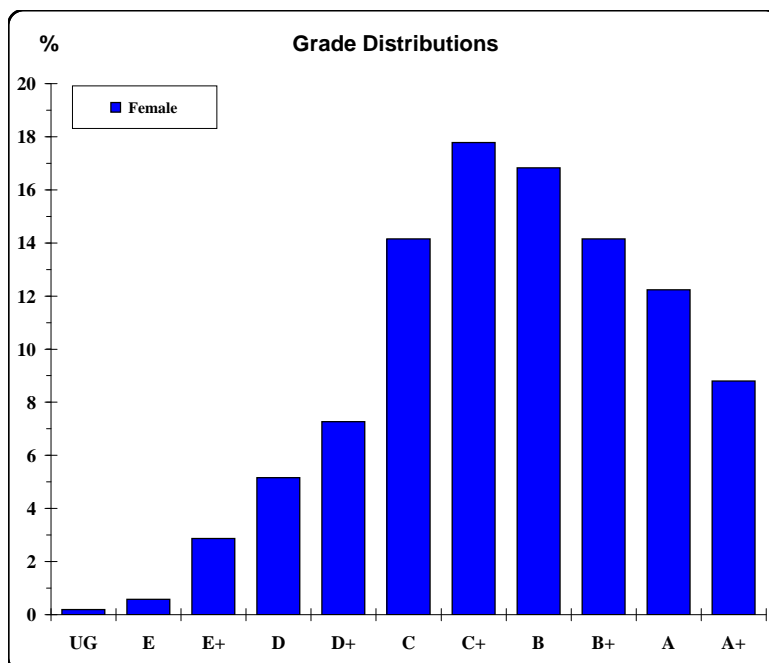
Dance

Graded Assessment 3 WRITTEN EXAMINATION 2008

Table of Grade Distributions: male, female and all students assessed

GRADE	UG	E	E+	D	D+	C	C+	B	B+	A	A+	Total
Male n	0	0	0	2	5	5	4	9	4	1	1	31
%	0	0	0	6	16	16	13	29	13	3	3	100
Female n	1	3	15	27	38	74	93	88	74	64	46	523
%	0	1	3	5	7	14	18	17	14	12	9	100
All n	1	3	15	29	43	79	97	97	78	65	47	554
%	0	1	3	5	8	14	18	18	14	12	8	100
Cumul n	1	4	19	48	91	170	267	364	442	507	554	
%	0	1	3	9	16	31	48	66	80	92	100	
Score Ranges	0-7	8-15	16-27	28-35	36-48	49-70	71-89	90-105	106-119	120-132	133-158	Max 158

Summary Statistics:	
Mean	87.8
Std. dev.	34.1
Median	B
Not Assessed:	
Male n	17
%	35
Female n	83
%	14
All n	100
%	15
Total Enrolments inc Not Assessed:	
Male n	48
Female n	606
All n	654



Male numbers are too low for a graph to be meaningful.

The VCAA provides curriculum and assessment for Prep to Year 12. The VCAA is a statutory body directly responsible to the Minister for Education and serves government and non-government schools.

