



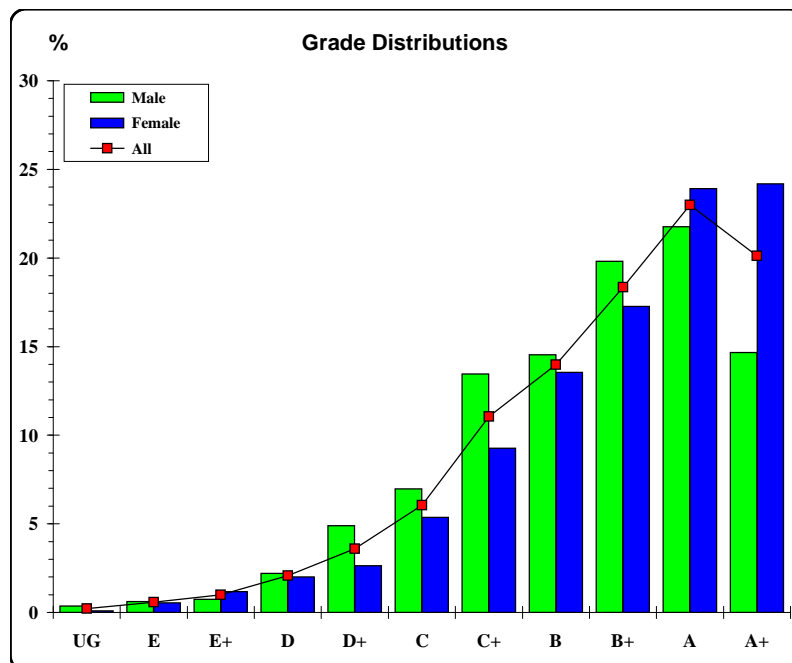
International Studies

Graded Assessment 1 COURSEWORK UNIT 3 2008

Table of Grade Distributions: male, female and all students assessed

GRADE	UG	E	E+	D	D+	C	C+	B	B+	A	A+	Total
Male n	3	5	6	18	40	57	110	119	162	178	120	818
Male %	0	1	1	2	5	7	13	15	20	22	15	100
Female n	1	6	13	22	29	59	102	149	190	263	266	1100
Female %	0	1	1	2	3	5	9	14	17	24	24	100
All n	4	11	19	40	69	116	212	268	352	441	386	1918
All %	0	1	1	2	4	6	11	14	18	23	20	100
Cumul n	4	15	34	74	143	259	471	739	1091	1532	1918	
Cumul %	0	1	2	4	7	14	25	39	57	80	100	
Score Ranges	0-9	10-18	19-27	28-36	37-46	47-54	55-63	64-71	72-79	80-88	89-100	Max 100

Summary Statistics:	
Mean	73.6
Std. dev.	17.2
Median	B+
Not Assessed:	
Male n	20
Male %	2
Female n	23
Female %	2
All n	43
All %	2
Total Enrolments inc Not Assessed:	
Male n	838
Female n	1123
All n	1961



The VCAA provides curriculum and assessment for Prep to Year 12. The VCAA is a statutory body directly responsible to the Minister for Education and serves government and non-government schools.





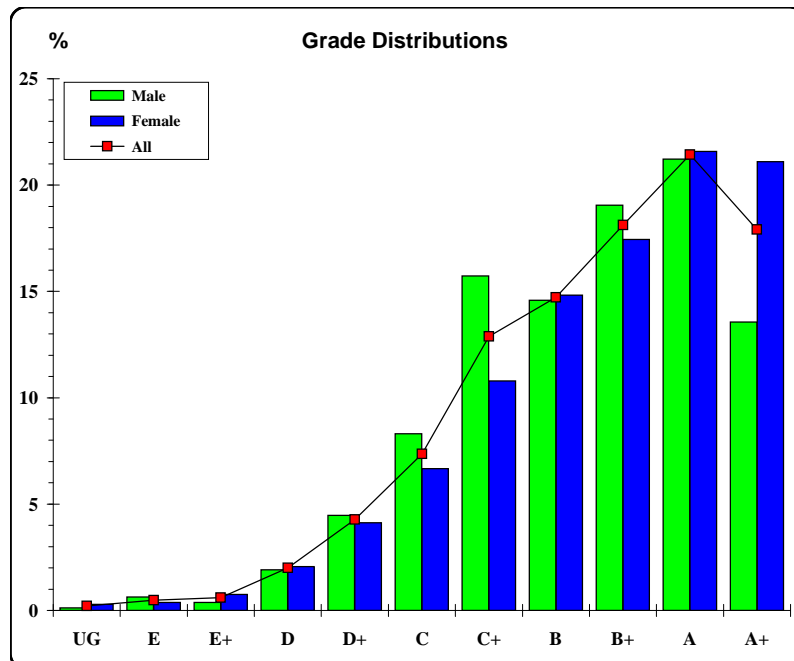
International Studies

Graded Assessment 2 COURSEWORK UNIT 4 2008

Table of Grade Distributions: male, female and all students assessed

GRADE	UG	E	E+	D	D+	C	C+	B	B+	A	A+	Total
Male n	1	5	3	15	35	65	123	114	149	166	106	782
Male %	0	1	0	2	4	8	16	15	19	21	14	100
Female n	3	4	8	22	44	71	115	158	186	230	225	1066
Female %	0	0	1	2	4	7	11	15	17	22	21	100
All n	4	9	11	37	79	136	238	272	335	396	331	1848
All %	0	0	1	2	4	7	13	15	18	21	18	100
Cumul n	4	13	24	61	140	276	514	786	1121	1517	1848	
Cumul %	0	1	1	3	8	15	28	43	61	82	100	
Score Ranges	0-9	10-19	20-27	28-35	36-44	45-53	54-64	65-73	74-81	82-90	91-100	Max 100

Summary Statistics:	
Mean	73.7
Std. dev.	17.9
Median	B+
Not Assessed:	
Male n	56
Male %	7
Female n	57
Female %	5
All n	113
All %	6
Total Enrolments inc Not Assessed:	
Male n	838
Female n	1123
All n	1961



The VCAA provides curriculum and assessment for Prep to Year 12. The VCAA is a statutory body directly responsible to the Minister for Education and serves government and non-government schools.





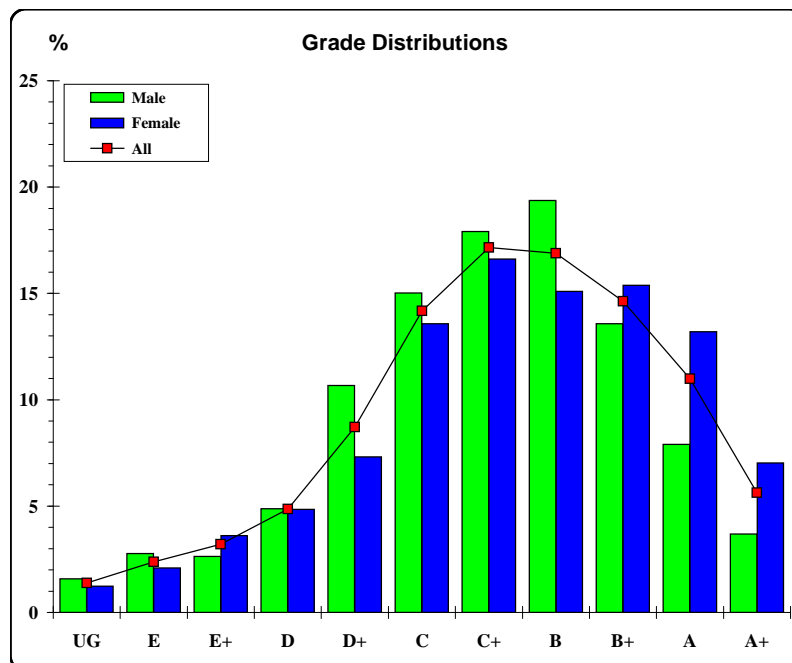
International Studies

Graded Assessment 3 WRITTEN EXAMINATION 2008

Table of Grade Distributions: male, female and all students assessed

GRADE	UG	E	E+	D	D+	C	C+	B	B+	A	A+	Total
Male n	12	21	20	37	81	114	136	147	103	60	28	759
Male %	2	3	3	5	11	15	18	19	14	8	4	100
Female n	13	22	38	51	77	143	175	159	162	139	74	1053
Female %	1	2	4	5	7	14	17	15	15	13	7	100
All n	25	43	58	88	158	257	311	306	265	199	102	1812
All %	1	2	3	5	9	14	17	17	15	11	6	100
Cumul n	25	68	126	214	372	629	940	1246	1511	1710	1812	
Cumul %	1	4	7	12	21	35	52	69	83	94	100	
Score Ranges	0-17	18-33	34-48	49-64	65-83	84-106	107-127	128-145	146-161	162-177	178-200	Max 200

Summary Statistics:	
Mean	119.2
Std. dev.	42.1
Median	C+
Not Assessed:	
Male n	79
Male %	9
Female n	70
Female %	6
All n	149
All %	8
Total Enrolments inc Not Assessed:	
Male n	838
Female n	1123
All n	1961



The VCAA provides curriculum and assessment for Prep to Year 12. The VCAA is a statutory body directly responsible to the Minister for Education and serves government and non-government schools.

