



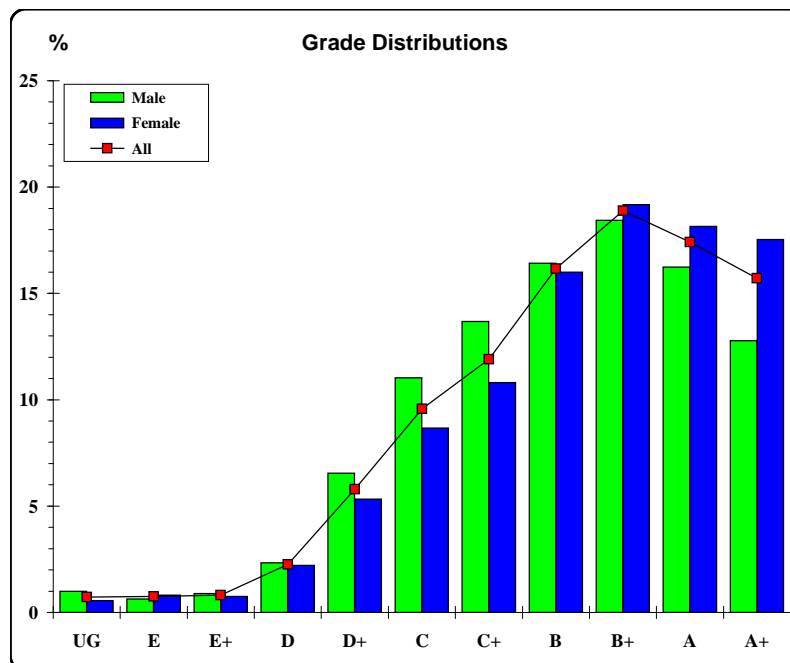
## Legal Studies

### Graded Assessment 1 COURSEWORK UNIT 3 2008

Table of Grade Distributions: male, female and all students assessed

GRADE	UG	E	E+	D	D+	C	C+	B	B+	A	A+	Total
Male n	31	20	28	73	205	345	428	514	577	508	400	3129
%	1	1	1	2	7	11	14	16	18	16	13	100
Female n	28	41	38	111	267	435	542	803	962	911	880	5018
%	1	1	1	2	5	9	11	16	19	18	18	100
All n	59	61	66	184	472	780	970	1317	1539	1419	1280	8147
%	1	1	1	2	6	10	12	16	19	17	16	100
Cumul n	59	120	186	370	842	1622	2592	3909	5448	6867	8147	
%	1	1	2	5	10	20	32	48	67	84	100	
Score Ranges	0-8	9-16	17-21	22-30	31-41	42-52	53-62	63-73	74-83	84-91	92-100	Max 100

Summary Statistics:	
Mean	70.6
Std. dev.	20.8
Median	B+
Not Assessed:	
Male n	78
%	2
Female n	111
%	2
All n	189
%	2
Total Enrolments inc Not Assessed:	
Male n	3207
Female n	5129
All n	8336



The VCAA provides curriculum and assessment for Prep to Year 12. The VCAA is a statutory body directly responsible to the Minister for Education and serves government and non-government schools.





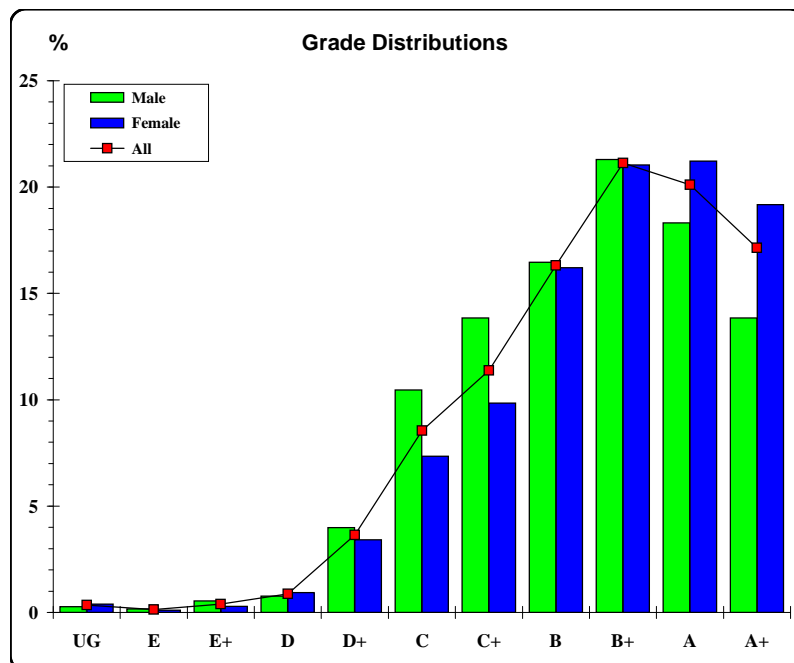
## Legal Studies

### Graded Assessment 2 COURSEWORK UNIT 4 2008

Table of Grade Distributions: male, female and all students assessed

GRADE	UG	E	E+	D	D+	C	C+	B	B+	A	A+	Total
Male n	8	5	16	23	119	312	413	491	635	546	413	2981
Male %	0	0	1	1	4	10	14	16	21	18	14	100
Female n	19	5	14	45	164	352	472	777	1008	1017	919	4792
Female %	0	0	0	1	3	7	10	16	21	21	19	100
All n	27	10	30	68	283	664	885	1268	1643	1563	1332	7773
All %	0	0	0	1	4	9	11	16	21	20	17	100
Cumul n	27	37	67	135	418	1082	1967	3235	4878	6441	7773	
Cumul %	0	0	1	2	5	14	25	42	63	83	100	
Score Ranges	0-4	5-7	8-14	15-23	24-35	36-47	48-58	59-70	71-82	83-91	92-100	Max 100

Summary Statistics:	
Mean	71.8
Std. dev.	20.2
Median	B+
Not Assessed:	
Male n	226
Male %	7
Female n	337
Female %	7
All n	563
All %	7
Total Enrolments inc Not Assessed:	
Male n	3207
Female n	5129
All n	8336



The VCAA provides curriculum and assessment for Prep to Year 12. The VCAA is a statutory body directly responsible to the Minister for Education and serves government and non-government schools.





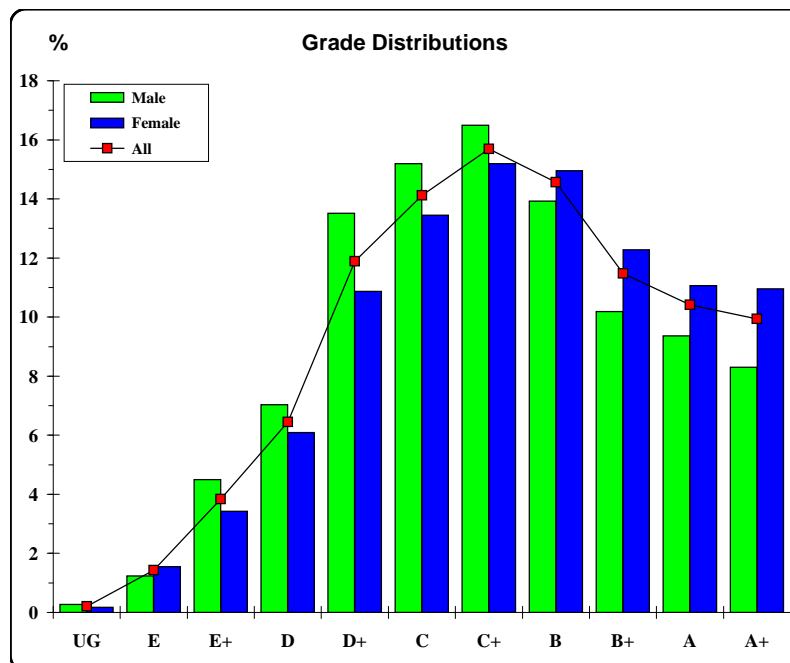
## Legal Studies

### Graded Assessment 3 WRITTEN EXAMINATION 2008

Table of Grade Distributions: male, female and all students assessed

GRADE	UG	E	E+	D	D+	C	C+	B	B+	A	A+	Total
Male n	8	36	131	205	394	443	481	406	297	273	242	2916
Male %	0	1	4	7	14	15	16	14	10	9	8	100
Female n	8	73	161	286	511	632	714	703	577	520	515	4700
Female %	0	2	3	6	11	13	15	15	12	11	11	100
All n	16	109	292	491	905	1075	1195	1109	874	793	757	7616
All %	0	1	4	6	12	14	16	15	11	10	10	100
Cumul n	16	125	417	908	1813	2888	4083	5192	6066	6859	7616	
Cumul %	0	2	5	12	24	38	54	68	80	90	100	
Score Ranges	0-5	6-14	15-25	26-37	38-54	55-69	70-82	83-92	93-99	100-106	107-120	Max 120

Summary Statistics:	
Mean	74.9
Std. dev.	26.9
Median	C+
Not Assessed:	
Male n	291
Male %	9
Female n	429
Female %	8
All n	720
All %	9
Total Enrolments inc Not Assessed:	
Male n	3207
Female n	5129
All n	8336



The VCAA provides curriculum and assessment for Prep to Year 12. The VCAA is a statutory body directly responsible to the Minister for Education and serves government and non-government schools.

