



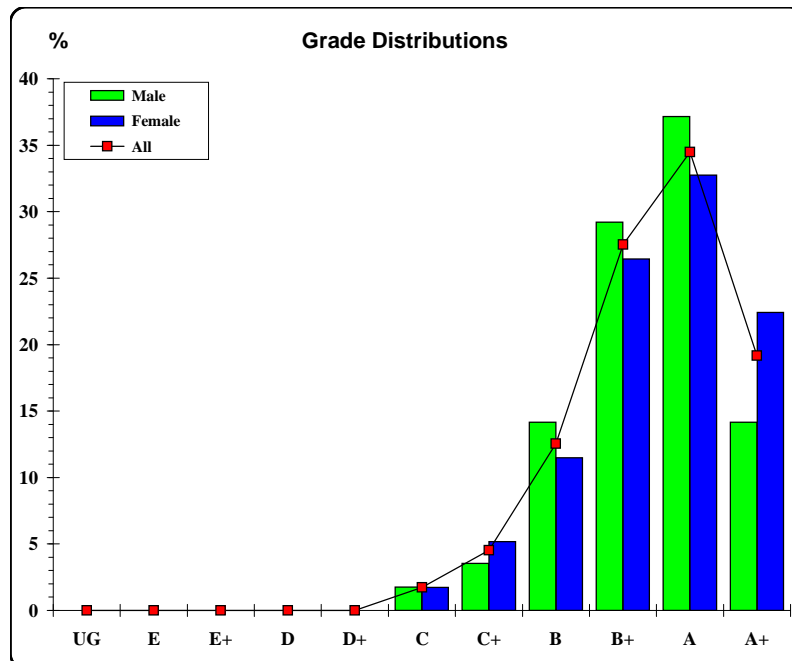
LOTE Greek

Graded Assessment 1 COURSEWORK UNIT 3 2008

Table of Grade Distributions: male, female and all students assessed

GRADE	UG	E	E+	D	D+	C	C+	B	B+	A	A+	Total
Male n	0	0	0	0	0	2	4	16	33	42	16	113
Male %	0	0	0	0	0	2	4	14	29	37	14	100
Female n	0	0	0	0	0	3	9	20	46	57	39	174
Female %	0	0	0	0	0	2	5	11	26	33	22	100
All n	0	0	0	0	0	5	13	36	79	99	55	287
All %	0	0	0	0	0	2	5	13	28	34	19	100
Cumul n	0	0	0	0	0	5	18	54	133	232	287	
Cumul %	0	0	0	0	0	2	6	19	46	81	100	
Score Ranges	0-4	5-9	10-11	12-14	15-19	20-29	30-33	34-38	39-42	43-47	48-50	Max 50

Summary Statistics:	
Mean	42.5
Std. dev.	5.2
Median	A
Not Assessed:	
Male n	7
Male %	6
Female n	1
Female %	1
All n	8
All %	3
Total Enrolments inc Not Assessed:	
Male n	120
Female n	175
All n	295



The VCAA provides curriculum and assessment for Prep to Year 12. The VCAA is a statutory body directly responsible to the Minister for Education and serves government and non-government schools.





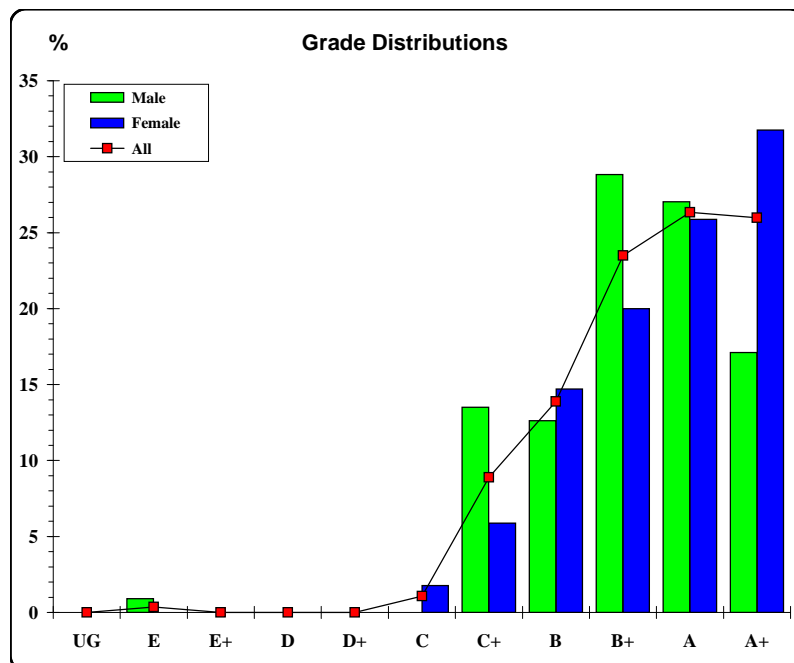
LOTE Greek

Graded Assessment 2 COURSEWORK UNIT 4 2008

Table of Grade Distributions: male, female and all students assessed

GRADE	UG	E	E+	D	D+	C	C+	B	B+	A	A+	Total
Male n	0	1	0	0	0	0	15	14	32	30	19	111
Male %	0	1	0	0	0	0	14	13	29	27	17	100
Female n	0	0	0	0	0	3	10	25	34	44	54	170
Female %	0	0	0	0	0	2	6	15	20	26	32	100
All n	0	1	0	0	0	3	25	39	66	74	73	281
All %	0	0	0	0	0	1	9	14	23	26	26	100
Cumul n	0	1	1	1	1	4	29	68	134	208	281	
Cumul %	0	0	0	0	0	1	10	24	48	74	100	
Score Ranges	0-2	3-4	5-9	10-14	15-20	21-27	28-33	34-37	38-42	43-46	47-50	Max 50

Summary Statistics:	
Mean	42.0
Std. dev.	6.2
Median	A
Not Assessed:	
Male n	9
Male %	8
Female n	5
Female %	3
All n	14
All %	5
Total Enrolments inc Not Assessed:	
Male n	120
Female n	175
All n	295



The VCAA provides curriculum and assessment for Prep to Year 12. The VCAA is a statutory body directly responsible to the Minister for Education and serves government and non-government schools.





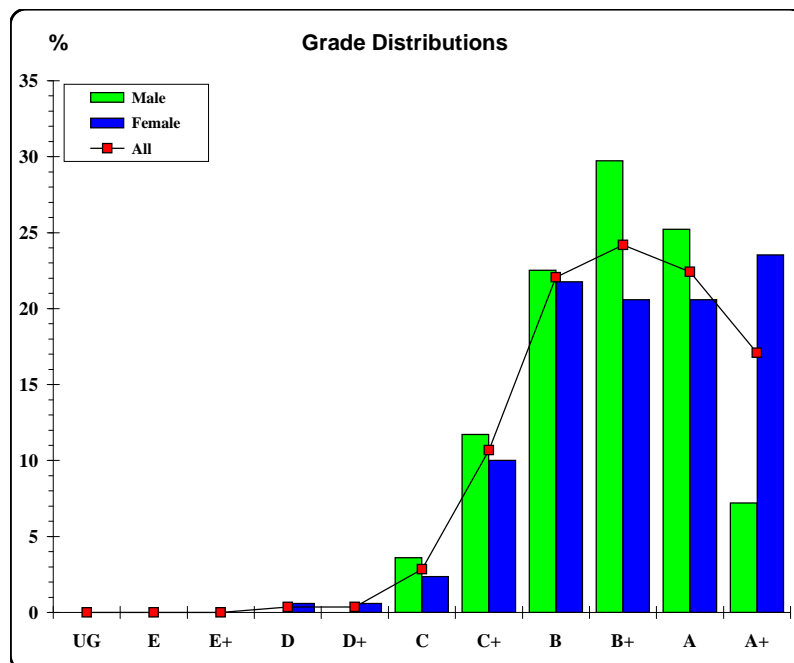
LOTE Greek

Graded Assessment 3 ORAL AND WRITTEN EXAMINATION 2008

Table of Grade Distributions: male, female and all students assessed

GRADE	UG	E	E+	D	D+	C	C+	B	B+	A	A+	Total
Male n	0	0	0	0	0	4	13	25	33	28	8	111
Male %	0	0	0	0	0	4	12	23	30	25	7	100
Female n	0	0	0	1	1	4	17	37	35	35	40	170
Female %	0	0	0	1	1	2	10	22	21	21	24	100
All n	0	0	0	1	1	8	30	62	68	63	48	281
All %	0	0	0	0	0	3	11	22	24	22	17	100
Cumul n	0	0	0	1	2	10	40	102	170	233	281	
Cumul %	0	0	0	0	1	4	14	36	60	83	100	
Score Ranges	0-19	20-39	40-79	80-119	120-159	160-199	200-239	240-287	288-323	324-359	360-400	Max 400

Summary Statistics:	
Mean	302.8
Std. dev.	55.0
Median	B+
Not Assessed:	
Male n	9
Male %	8
Female n	5
Female %	3
All n	14
All %	5
Total Enrolments inc Not Assessed:	
Male n	120
Female n	175
All n	295



The VCAA provides curriculum and assessment for Prep to Year 12. The VCAA is a statutory body directly responsible to the Minister for Education and serves government and non-government schools.

