



LOTE

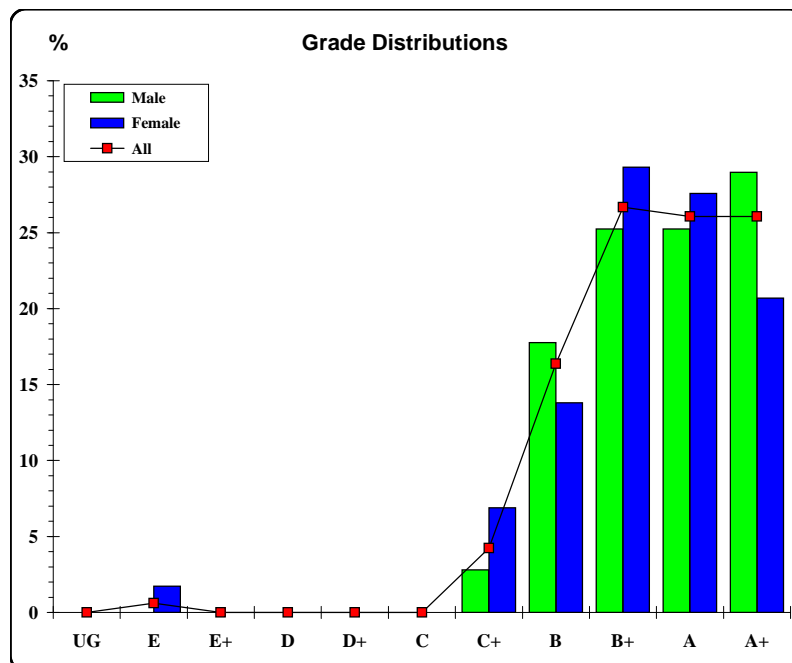
Latin

Graded Assessment 1 COURSEWORK UNIT 3 2008

Table of Grade Distributions: male, female and all students assessed

GRADE	UG	E	E+	D	D+	C	C+	B	B+	A	A+	Total
Male n	0	0	0	0	0	0	3	19	27	27	31	107
Male %	0	0	0	0	0	0	3	18	25	25	29	100
Female n	0	1	0	0	0	0	4	8	17	16	12	58
Female %	0	2	0	0	0	0	7	14	29	28	21	100
All n	0	1	0	0	0	0	7	27	44	43	43	165
All %	0	1	0	0	0	0	4	16	27	26	26	100
Cumul n	0	1	1	1	1	1	8	35	79	122	165	
Cumul %	0	1	1	1	1	1	5	21	48	74	100	
Score Ranges	0-4	5-9	10-14	15-19	20-24	25-25	26-31	32-38	39-41	42-46	47-50	Max 50

Summary Statistics:	
Mean	41.9
Std. dev.	6.0
Median	A
Not Assessed:	
Male n	0
Male %	0
Female n	0
Female %	0
All n	0
All %	0
Total Enrolments inc Not Assessed:	
Male n	107
Female n	58
All n	165



The VCAA provides curriculum and assessment for Prep to Year 12. The VCAA is a statutory body directly responsible to the Minister for Education and serves government and non-government schools.





LOTE

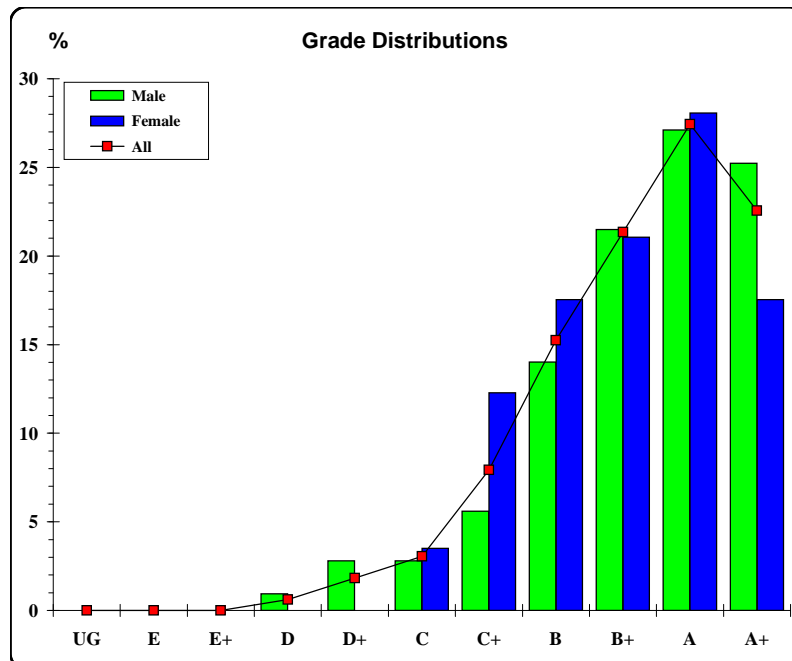
Latin

Graded Assessment 2 COURSEWORK UNIT 4 2008

Table of Grade Distributions: male, female and all students assessed

GRADE	UG	E	E+	D	D+	C	C+	B	B+	A	A+	Total
Male n	0	0	0	1	3	3	6	15	23	29	27	107
Male %	0	0	0	1	3	3	6	14	21	27	25	100
Female n	0	0	0	0	0	2	7	10	12	16	10	57
Female %	0	0	0	0	0	4	12	18	21	28	18	100
All n	0	0	0	1	3	5	13	25	35	45	37	164
All %	0	0	0	1	2	3	8	15	21	27	23	100
Cumul n	0	0	0	1	4	9	22	47	82	127	164	
Cumul %	0	0	0	1	2	5	13	29	50	77	100	
Score Ranges	0-9	10-14	15-19	20-24	25-26	27-29	30-33	34-37	38-41	42-46	47-50	Max 50

Summary Statistics:	
Mean	40.8
Std. dev.	6.4
Median	B+
Not Assessed:	
Male n	0
Male %	0
Female n	1
Female %	2
All n	1
All %	1
Total Enrolments inc Not Assessed:	
Male n	107
Female n	58
All n	165



The VCAA provides curriculum and assessment for Prep to Year 12. The VCAA is a statutory body directly responsible to the Minister for Education and serves government and non-government schools.





LOTE

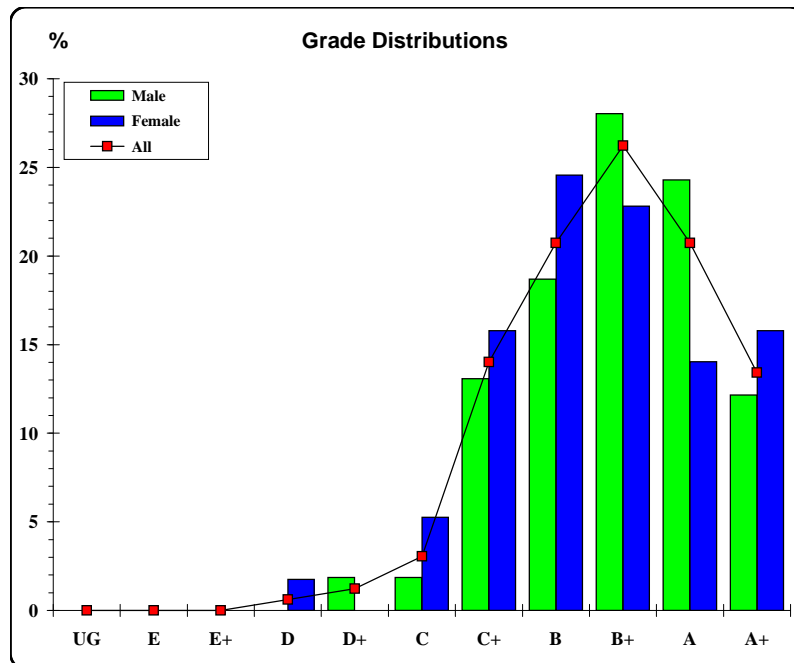
Latin

Graded Assessment 3 WRITTEN EXAMINATION 2008

Table of Grade Distributions: male, female and all students assessed

GRADE	UG	E	E+	D	D+	C	C+	B	B+	A	A+	Total
Male n	0	0	0	0	2	2	14	20	30	26	13	107
Male %	0	0	0	0	2	2	13	19	28	24	12	100
Female n	0	0	0	1	0	3	9	14	13	8	9	57
Female %	0	0	0	2	0	5	16	25	23	14	16	100
All n	0	0	0	1	2	5	23	34	43	34	22	164
All %	0	0	0	1	1	3	14	21	26	21	13	100
Cumul n	0	0	0	1	3	8	31	65	108	142	164	
Cumul %	0	0	0	1	2	5	19	40	66	87	100	
Score Ranges	0-19	20-29	30-39	40-46	47-51	52-65	66-95	96-118	119-146	147-162	163-200	Max 200

Summary Statistics:	
Mean	126.1
Std. dev.	33.7
Median	B+
Not Assessed:	
Male n	0
Male %	0
Female n	1
Female %	2
All n	1
All %	1
Total Enrolments inc Not Assessed:	
Male n	107
Female n	58
All n	165



The VCAA provides curriculum and assessment for Prep to Year 12. The VCAA is a statutory body directly responsible to the Minister for Education and serves government and non-government schools.

