



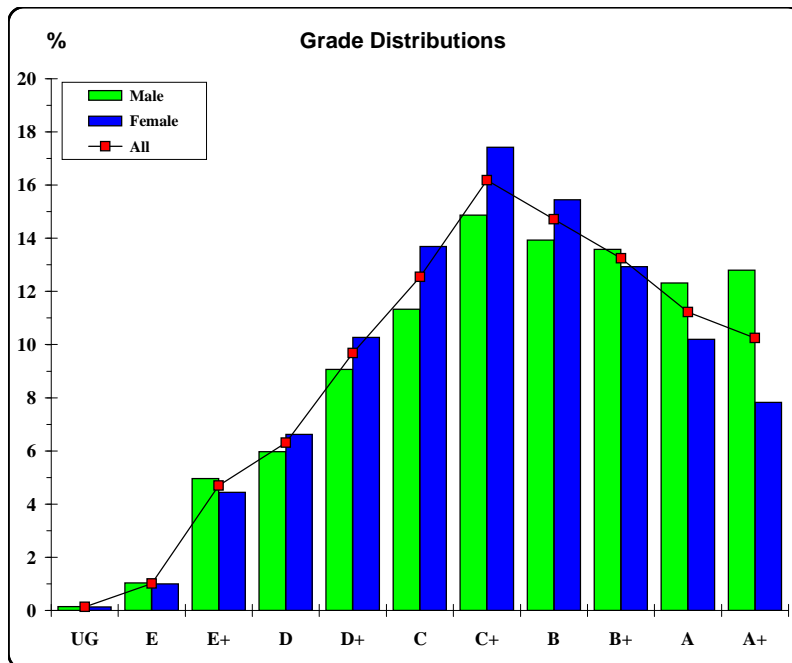
Chemistry

Graded Assessment 1 WRITTEN EXAMINATION 1 2009

Table of Grade Distributions: male, female and all students assessed

GRADE	UG	E	E+	D	D+	C	C+	B	B+	A	A+	Total
Male n	6	44	211	254	386	482	633	593	578	524	545	4256
Male %	0	1	5	6	9	11	15	14	14	12	13	100
Female n	6	45	200	298	462	616	784	695	582	459	352	4499
Female %	0	1	4	7	10	14	17	15	13	10	8	100
All n	12	89	411	552	848	1098	1417	1288	1160	983	897	8755
All %	0	1	5	6	10	13	16	15	13	11	10	100
Cumul n	12	101	512	1064	1912	3010	4427	5715	6875	7858	8755	
Cumul %	0	1	6	12	22	34	51	65	79	90	100	
Score Ranges	0-9	10-15	16-26	27-35	36-46	47-60	61-74	75-87	88-100	101-113	114-146	Max 146

Summary Statistics:	
Mean	73.8
Std. dev.	30.1
Median	C+
Not Assessed:	
Male n	52
Male %	1
Female n	56
Female %	1
All n	108
All %	1
Total Enrolments inc Not Assessed:	
Male n	4308
Female n	4555
All n	8863



The VCAA provides curriculum and assessment for Prep to Year 12. The VCAA is a statutory body directly responsible to the Minister for Education and serves government and non-government schools.



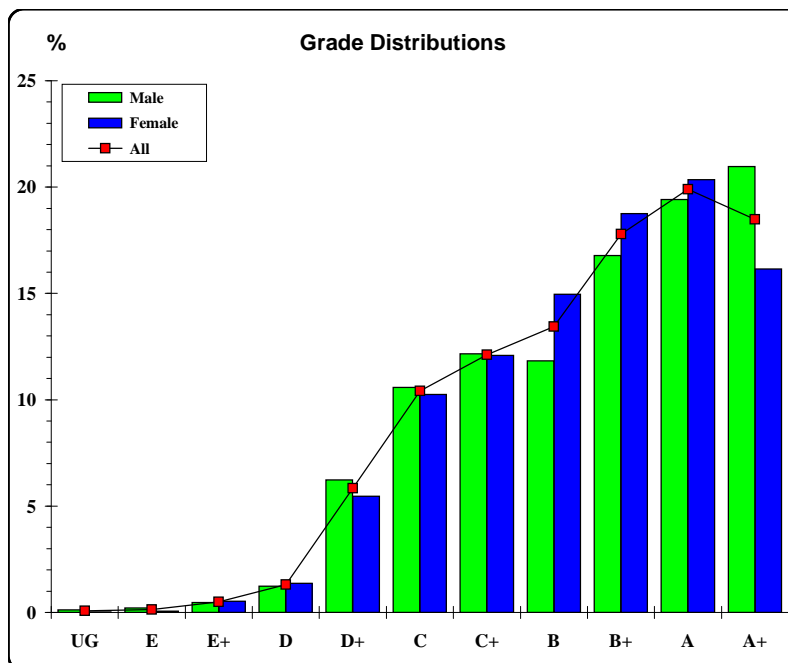
Chemistry

Graded Assessment 2 COURSEWORK UNIT 3/4 2009

Table of Grade Distributions: male, female and all students assessed

GRADE	UG	E	E+	D	D+	C	C+	B	B+	A	A+	Total
Male n	5	9	20	53	267	453	521	507	719	832	898	4284
Male %	0	0	0	1	6	11	12	12	17	19	21	100
Female n	1	3	24	62	247	464	547	677	849	921	731	4526
Female %	0	0	1	1	5	10	12	15	19	20	16	100
All n	6	12	44	115	514	917	1068	1184	1568	1753	1629	8810
All %	0	0	0	1	6	10	12	13	18	20	18	100
Cumul n	6	18	62	177	691	1608	2676	3860	5428	7181	8810	
Cumul %	0	0	1	2	8	18	30	44	62	82	100	
Score Ranges	0-9	10-19	20-39	40-79	80-109	110-124	125-137	138-149	150-164	165-181	182-200	Max 200

Summary Statistics:	
Mean	151.9
Std. dev.	31.1
Median	B+
Not Assessed:	
Male n	24
Male %	1
Female n	29
Female %	1
All n	53
All %	1
Total Enrolments inc Not Assessed:	
Male n	4308
Female n	4555
All n	8863



The VCAA provides curriculum and assessment for Prep to Year 12. The VCAA is a statutory body directly responsible to the Minister for Education and serves government and non-government schools.

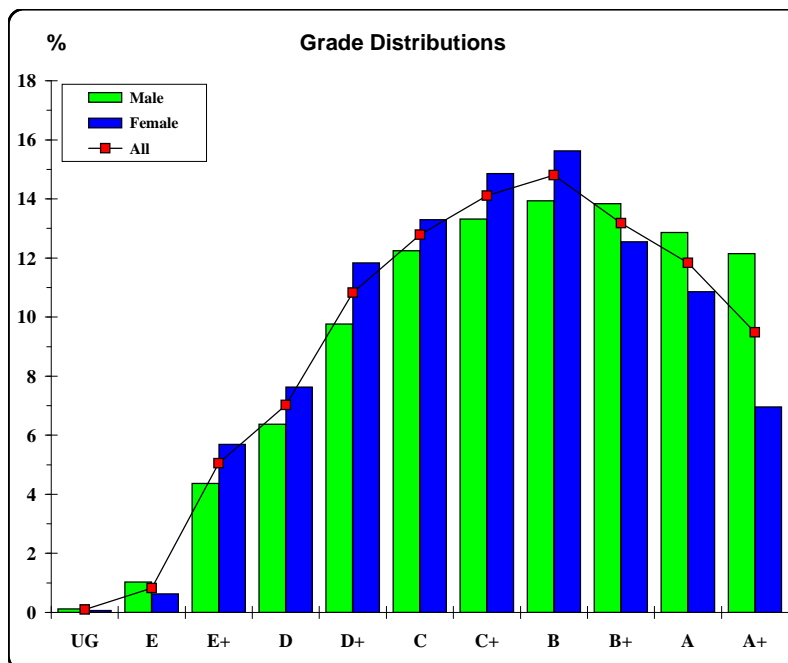
Chemistry

Graded Assessment 3 WRITTEN EXAMINATION 2 2009

Table of Grade Distributions: male, female and all students assessed

GRADE	UG	E	E+	D	D+	C	C+	B	B+	A	A+	Total
Male n	5	43	183	267	409	513	558	584	580	539	509	4190
Male %	0	1	4	6	10	12	13	14	14	13	12	100
Female n	3	28	252	338	524	589	658	692	556	481	308	4429
Female %	0	1	6	8	12	13	15	16	13	11	7	100
All n	8	71	435	605	933	1102	1216	1276	1136	1020	817	8619
All %	0	1	5	7	11	13	14	15	13	12	9	100
Cumul n	8	79	514	1119	2052	3154	4370	5646	6782	7802	8619	
Cumul %	0	1	6	13	24	37	51	66	79	91	100	
Score Ranges	0-9	10-19	20-34	35-46	47-60	61-76	77-91	92-107	108-120	121-132	133-152	Max 152

Summary Statistics:	
Mean	88.8
Std. dev.	33.3
Median	C+
Not Assessed:	
Male n	118
Male %	3
Female n	126
Female %	3
All n	244
All %	3
Total Enrolments inc Not Assessed:	
Male n	4308
Female n	4555
All n	8863



The VCAA provides curriculum and assessment for Prep to Year 12. The VCAA is a statutory body directly responsible to the Minister for Education and serves government and non-government schools.