



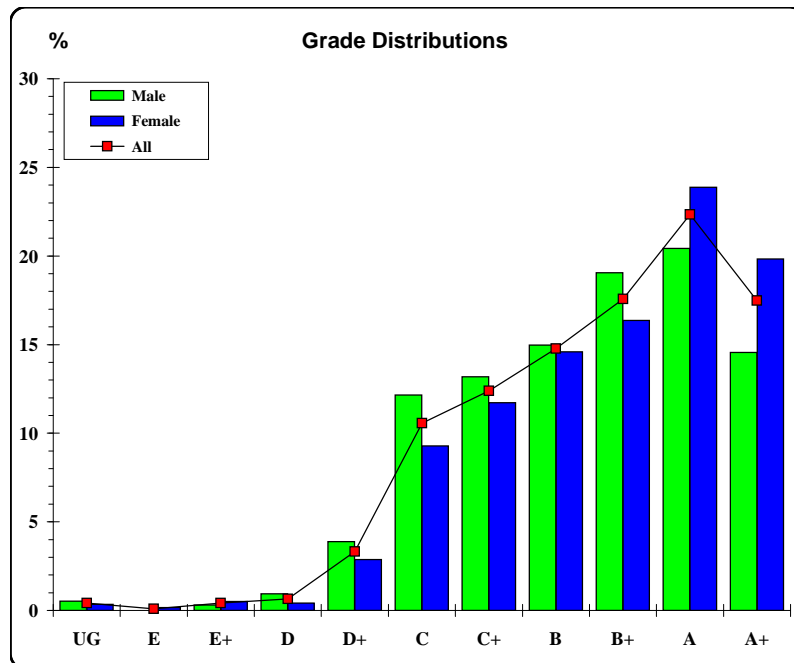
International Studies

Graded Assessment 1 COURSEWORK UNIT 3 2009

Table of Grade Distributions: male, female and all students assessed

GRADE	UG	E	E+	D	D+	C	C+	B	B+	A	A+	Total
Male n	5	0	3	9	37	116	126	143	182	195	139	955
Male %	1	0	0	1	4	12	13	15	19	20	15	100
Female n	4	2	6	5	34	110	139	173	194	283	235	1185
Female %	0	0	1	0	3	9	12	15	16	24	20	100
All n	9	2	9	14	71	226	265	316	376	478	374	2140
All %	0	0	0	1	3	11	12	15	18	22	17	100
Cumul n	9	11	20	34	105	331	596	912	1288	1766	2140	
Cumul %	0	1	1	2	5	15	28	43	60	83	100	
Score Ranges	0-4	5-9	10-19	20-29	30-39	40-54	55-63	64-71	72-79	80-88	89-100	Max 100

Summary Statistics:	
Mean	72.1
Std. dev.	17.5
Median	B+
Not Assessed:	
Male n	14
Male %	1
Female n	19
Female %	2
All n	33
All %	2
Total Enrolments inc Not Assessed:	
Male n	969
Female n	1204
All n	2173



The VCAA provides curriculum and assessment for Prep to Year 12. The VCAA is a statutory body directly responsible to the Minister for Education and serves government and non-government schools.





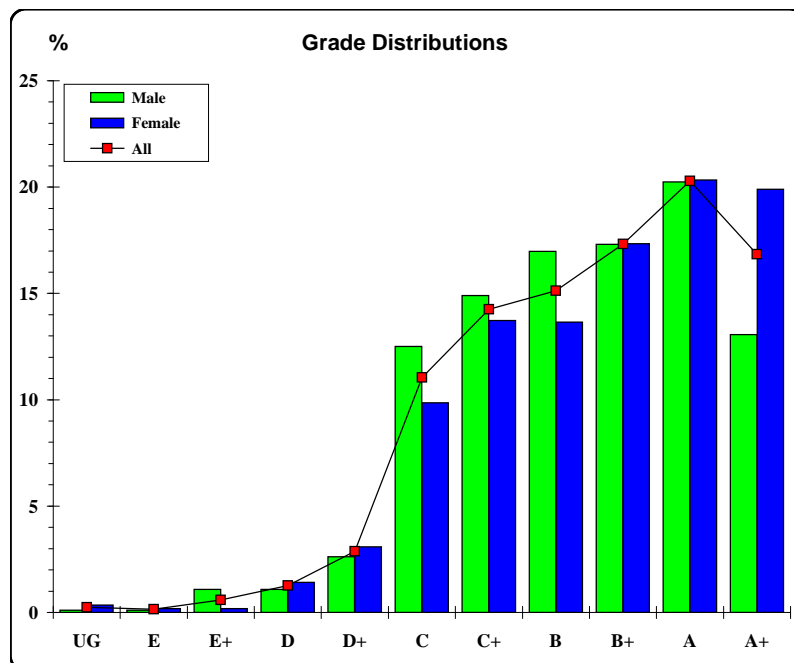
International Studies

Graded Assessment 2 COURSEWORK UNIT 4 2009

Table of Grade Distributions: male, female and all students assessed

GRADE	UG	E	E+	D	D+	C	C+	B	B+	A	A+	Total
Male n	1	1	10	10	24	115	137	156	159	186	120	919
%	0	0	1	1	3	13	15	17	17	20	13	100
Female n	4	2	2	16	35	112	156	155	197	231	226	1136
%	0	0	0	1	3	10	14	14	17	20	20	100
All n	5	3	12	26	59	227	293	311	356	417	346	2055
%	0	0	1	1	3	11	14	15	17	20	17	100
Cumul n	5	8	20	46	105	332	625	936	1292	1709	2055	
%	0	0	1	2	5	16	30	46	63	83	100	
Score Ranges	0-4	5-9	10-19	20-29	30-39	40-53	54-64	65-73	74-81	82-90	91-100	Max 100

Summary Statistics:	
Mean	72.5
Std. dev.	18.4
Median	B+
Not Assessed:	
Male n	50
%	5
Female n	68
%	6
All n	118
%	5
Total Enrolments inc Not Assessed:	
Male n	969
Female n	1204
All n	2173



The VCAA provides curriculum and assessment for Prep to Year 12. The VCAA is a statutory body directly responsible to the Minister for Education and serves government and non-government schools.





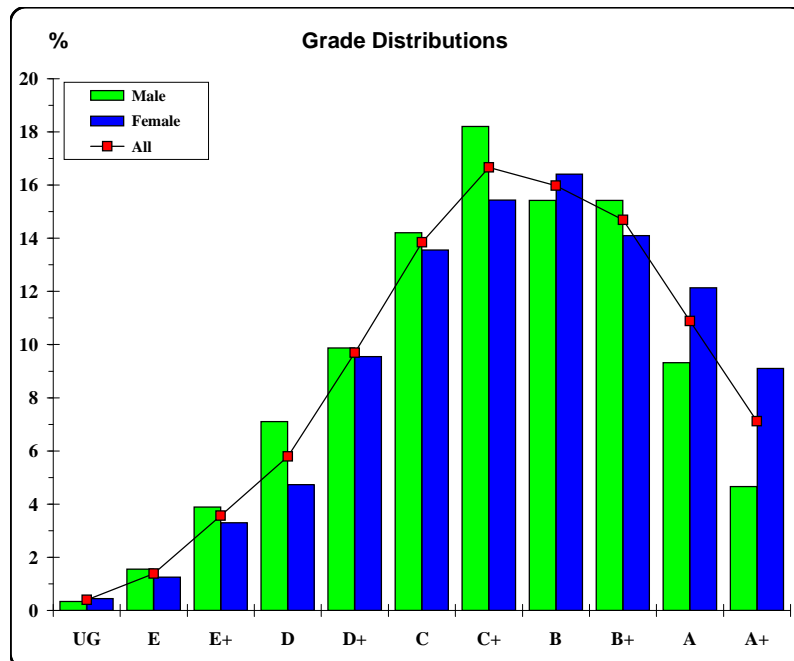
International Studies

Graded Assessment 3 WRITTEN EXAMINATION 2009

Table of Grade Distributions: male, female and all students assessed

GRADE	UG	E	E+	D	D+	C	C+	B	B+	A	A+	Total
Male n	3	14	35	64	89	128	164	139	139	84	42	901
Male %	0	2	4	7	10	14	18	15	15	9	5	100
Female n	5	14	37	53	107	152	173	184	158	136	102	1121
Female %	0	1	3	5	10	14	15	16	14	12	9	100
All n	8	28	72	117	196	280	337	323	297	220	144	2022
All %	0	1	4	6	10	14	17	16	15	11	7	100
Cumul n	8	36	108	225	421	701	1038	1361	1658	1878	2022	
Cumul %	0	2	5	11	21	35	51	67	82	93	100	
Score Ranges	0-9	10-21	22-43	44-63	64-85	86-108	109-129	130-146	147-160	161-174	175-200	Max 200

Summary Statistics:	
Mean	120.9
Std. dev.	41.8
Median	C+
Not Assessed:	
Male n	68
Male %	7
Female n	83
Female %	7
All n	151
All %	7
Total Enrolments inc Not Assessed:	
Male n	969
Female n	1204
All n	2173



The VCAA provides curriculum and assessment for Prep to Year 12. The VCAA is a statutory body directly responsible to the Minister for Education and serves government and non-government schools.

