



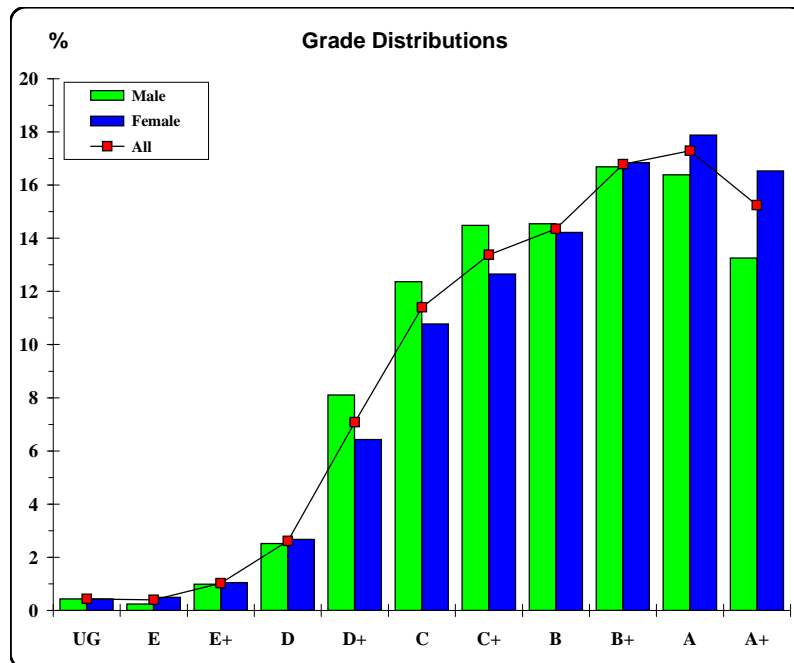
Legal Studies

Graded Assessment 1 COURSEWORK UNIT 3 2009

Table of Grade Distributions: male, female and all students assessed

GRADE	UG	E	E+	D	D+	C	C+	B	B+	A	A+	Total
Male n	14	8	32	82	264	403	472	474	544	534	432	3259
Male %	0	0	1	3	8	12	14	15	17	16	13	100
Female n	22	25	53	135	325	545	640	719	852	904	836	5056
Female %	0	0	1	3	6	11	13	14	17	18	17	100
All n	36	33	85	217	589	948	1112	1193	1396	1438	1268	8315
All %	0	0	1	3	7	11	13	14	17	17	15	100
Cumul n	36	69	154	371	960	1908	3020	4213	5609	7047	8315	
Cumul %	0	1	2	4	12	23	36	51	67	85	100	
Score Ranges	0-4	5-9	10-19	20-31	32-42	43-54	55-65	66-74	75-83	84-91	92-100	Max 100

Summary Statistics:	
Mean	70.2
Std. dev.	20.8
Median	B
Not Assessed:	
Male n	68
Male %	2
Female n	121
Female %	2
All n	189
All %	2
Total Enrolments inc Not Assessed:	
Male n	3327
Female n	5177
All n	8504



The VCAA provides curriculum and assessment for Prep to Year 12. The VCAA is a statutory body directly responsible to the Minister for Education and serves government and non-government schools.





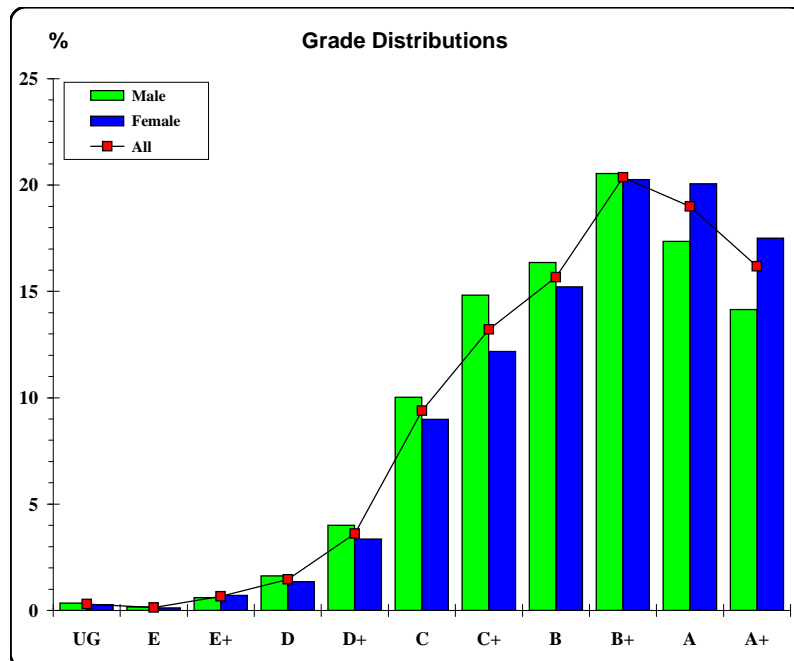
Legal Studies

Graded Assessment 2 COURSEWORK UNIT 4 2009

Table of Grade Distributions: male, female and all students assessed

GRADE	UG	E	E+	D	D+	C	C+	B	B+	A	A+	Total
Male n	11	5	19	51	125	313	463	511	642	542	442	3124
Male %	0	0	1	2	4	10	15	16	21	17	14	100
Female n	13	6	34	65	161	431	584	730	972	963	840	4799
Female %	0	0	1	1	3	9	12	15	20	20	18	100
All n	24	11	53	116	286	744	1047	1241	1614	1505	1282	7923
All %	0	0	1	1	4	9	13	16	20	19	16	100
Cumul n	24	35	88	204	490	1234	2281	3522	5136	6641	7923	
Cumul %	0	0	1	3	6	16	29	44	65	84	100	
Score Ranges	0-4	5-9	10-19	20-29	30-37	38-49	50-61	62-72	73-83	84-92	93-100	Max 100

Summary Statistics:	
Mean	72.0
Std. dev.	20.0
Median	B+
Not Assessed:	
Male n	203
Male %	6
Female n	378
Female %	7
All n	581
All %	7
Total Enrolments inc Not Assessed:	
Male n	3327
Female n	5177
All n	8504



The VCAA provides curriculum and assessment for Prep to Year 12. The VCAA is a statutory body directly responsible to the Minister for Education and serves government and non-government schools.





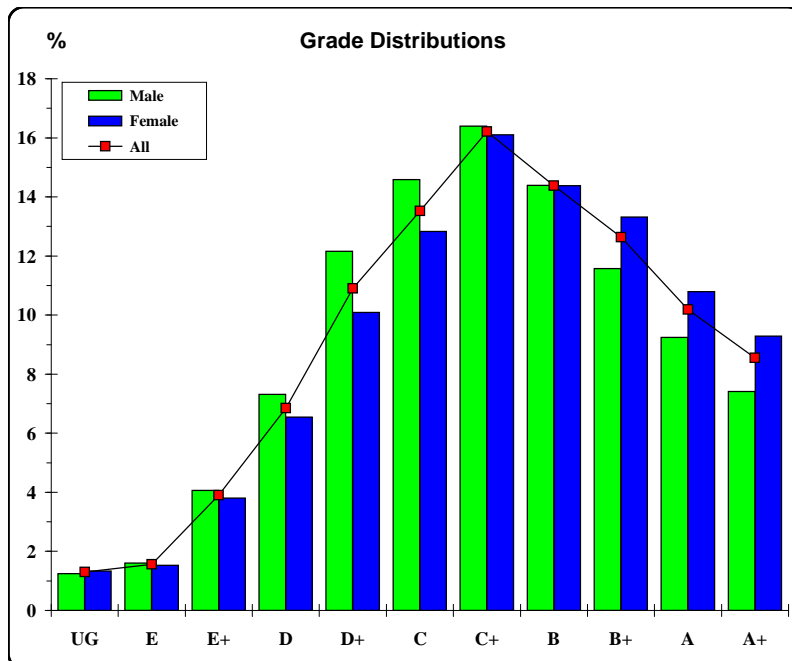
Legal Studies

Graded Assessment 3 WRITTEN EXAMINATION 2009

Table of Grade Distributions: male, female and all students assessed

GRADE	UG	E	E+	D	D+	C	C+	B	B+	A	A+	Total
Male n	38	49	124	223	371	445	500	439	353	282	226	3050
Male %	1	2	4	7	12	15	16	14	12	9	7	100
Female n	63	72	179	308	475	604	758	677	627	508	437	4708
Female %	1	2	4	7	10	13	16	14	13	11	9	100
All n	101	121	303	531	846	1049	1258	1116	980	790	663	7758
All %	1	2	4	7	11	14	16	14	13	10	9	100
Cumul n	101	222	525	1056	1902	2951	4209	5325	6305	7095	7758	
Cumul %	1	3	7	14	25	38	54	69	81	91	100	
Score Ranges	0-5	6-9	10-17	18-29	30-45	46-61	62-76	77-87	88-96	97-104	105-120	Max 120

Summary Statistics:	
Mean	67.9
Std. dev.	29.3
Median	C+
Not Assessed:	
Male n	277
Male %	8
Female n	469
Female %	9
All n	746
All %	9
Total Enrolments inc Not Assessed:	
Male n	3327
Female n	5177
All n	8504



The VCAA provides curriculum and assessment for Prep to Year 12. The VCAA is a statutory body directly responsible to the Minister for Education and serves government and non-government schools.

