



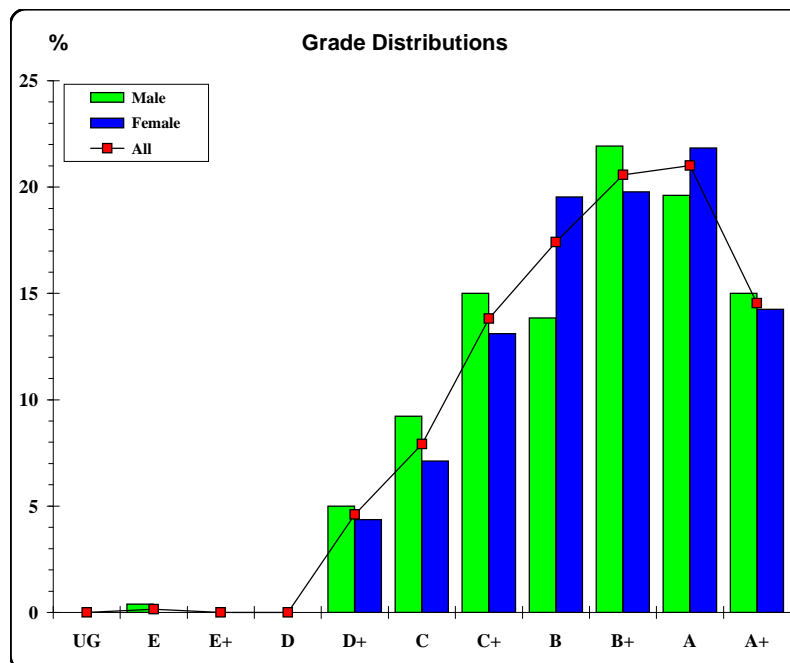
## LOTE Indonesian Second Language

### Graded Assessment 1 COURSEWORK UNIT 3 2009

Table of Grade Distributions: male, female and all students assessed

GRADE	UG	E	E+	D	D+	C	C+	B	B+	A	A+	Total
Male n	0	1	0	0	13	24	39	36	57	51	39	260
Male %	0	0	0	0	5	9	15	14	22	20	15	100
Female n	0	0	0	0	19	31	57	85	86	95	62	435
Female %	0	0	0	0	4	7	13	20	20	22	14	100
All n	0	1	0	0	32	55	96	121	143	146	101	695
All %	0	0	0	0	5	8	14	17	21	21	15	100
Cumul n	0	1	1	1	33	88	184	305	448	594	695	
Cumul %	0	0	0	0	5	13	26	44	64	85	100	
Score Ranges	0-2	3-4	5-9	10-14	15-27	28-30	31-34	35-37	38-41	42-45	46-50	Max 50

Summary Statistics:	
Mean	38.4
Std. dev.	6.6
Median	B+
Not Assessed:	
Male n	1
Male %	0
Female n	2
Female %	0
All n	3
All %	0
Total Enrolments inc Not Assessed:	
Male n	261
Female n	437
All n	698



The VCAA provides curriculum and assessment for Prep to Year 12. The VCAA is a statutory body directly responsible to the Minister for Education and serves government and non-government schools.





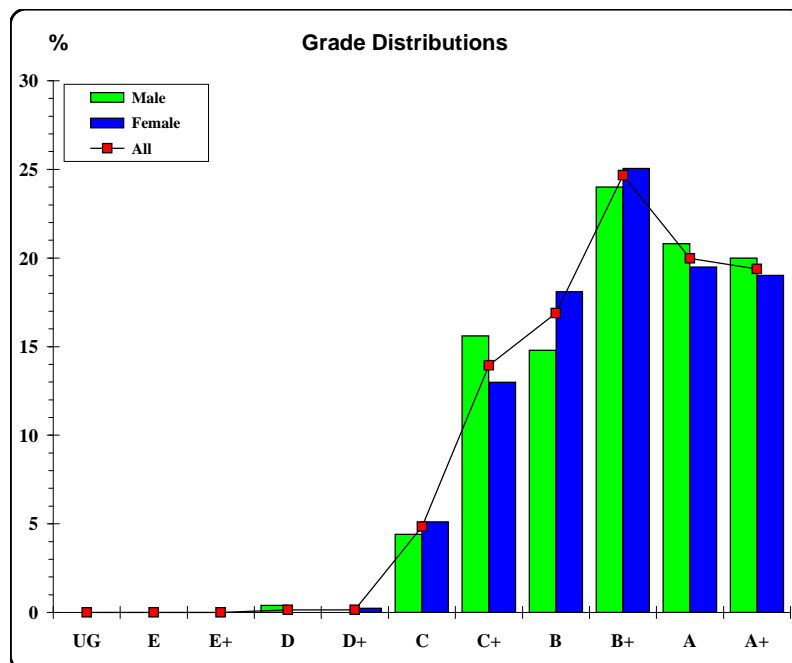
## LOTE Indonesian Second Language

### Graded Assessment 2 COURSEWORK UNIT 4 2009

Table of Grade Distributions: male, female and all students assessed

GRADE	UG	E	E+	D	D+	C	C+	B	B+	A	A+	Total
Male n	0	0	0	1	0	11	39	37	60	52	50	250
Male %	0	0	0	0	0	4	16	15	24	21	20	100
Female n	0	0	0	0	1	22	56	78	108	84	82	431
Female %	0	0	0	0	0	5	13	18	25	19	19	100
All n	0	0	0	1	1	33	95	115	168	136	132	681
All %	0	0	0	0	0	5	14	17	25	20	19	100
Cumul n	0	0	0	1	2	35	130	245	413	549	681	
Cumul %	0	0	0	0	0	5	19	36	61	81	100	
Score Ranges	0-2	3-3	4-4	5-9	10-14	15-27	28-32	33-36	37-41	42-45	46-50	Max 50

Summary Statistics:	
Mean	38.9
Std. dev.	7.0
Median	B+
Not Assessed:	
Male n	11
Male %	4
Female n	6
Female %	1
All n	17
All %	2
Total Enrolments inc Not Assessed:	
Male n	261
Female n	437
All n	698



The VCAA provides curriculum and assessment for Prep to Year 12. The VCAA is a statutory body directly responsible to the Minister for Education and serves government and non-government schools.



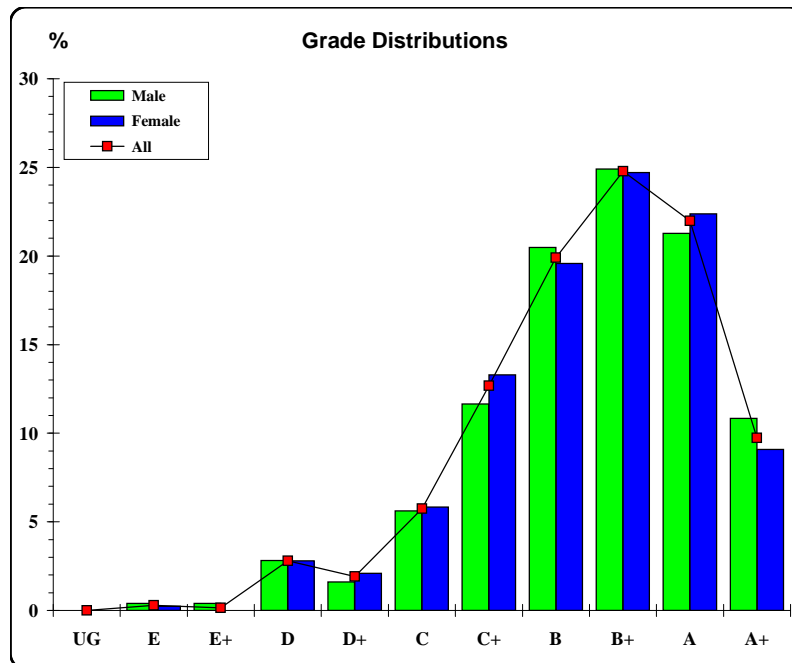


**LOTE**  
**Indonesian Second Language**  
Graded Assessment 3  
ORAL AND WRITTEN EXAMINATION  
2009

Table of Grade Distributions: male, female and all students assessed

GRADE	UG	E	E+	D	D+	C	C+	B	B+	A	A+	Total
Male n	0	1	1	7	4	14	29	51	62	53	27	249
Male %	0	0	0	3	2	6	12	20	25	21	11	100
Female n	0	1	0	12	9	25	57	84	106	96	39	429
Female %	0	0	0	3	2	6	13	20	25	22	9	100
All n	0	2	1	19	13	39	86	135	168	149	66	678
All %	0	0	0	3	2	6	13	20	25	22	10	100
Cumul n	0	2	3	22	35	74	160	295	463	612	678	
Cumul %	0	0	0	3	5	11	24	44	68	90	100	
Score Ranges	0-19	20-49	50-74	75-97	98-114	115-133	134-164	165-205	206-252	253-304	305-400	Max 400

Summary Statistics:	
Mean	217.7
Std. dev.	65.3
Median	B+
Not Assessed:	
Male n	12
Male %	5
Female n	8
Female %	2
All n	20
All %	3
Total Enrolments inc Not Assessed:	
Male n	261
Female n	437
All n	698



The VCAA provides curriculum and assessment for Prep to Year 12. The VCAA is a statutory body directly responsible to the Minister for Education and serves government and non-government schools.

