



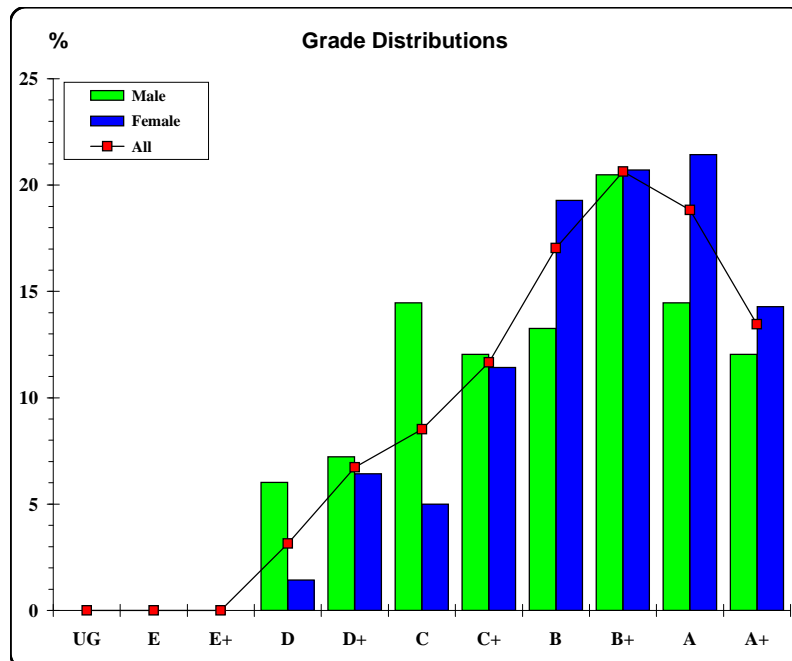
LOTE Turkish

Graded Assessment 1 COURSEWORK UNIT 3 2009

Table of Grade Distributions: male, female and all students assessed

GRADE	UG	E	E+	D	D+	C	C+	B	B+	A	A+	Total
Male n	0	0	0	5	6	12	10	11	17	12	10	83
Male %	0	0	0	6	7	14	12	13	20	14	12	100
Female n	0	0	0	2	9	7	16	27	29	30	20	140
Female %	0	0	0	1	6	5	11	19	21	21	14	100
All n	0	0	0	7	15	19	26	38	46	42	30	223
All %	0	0	0	3	7	9	12	17	21	19	13	100
Cumul n	0	0	0	7	22	41	67	105	151	193	223	
Cumul %	0	0	0	3	10	18	30	47	68	87	100	
Score Ranges	0-2	3-4	5-9	10-24	25-28	29-30	31-34	35-38	39-42	43-47	48-50	Max 50

Summary Statistics:	
Mean	38.5
Std. dev.	7.1
Median	B+
Not Assessed:	
Male n	2
Male %	2
Female n	0
Female %	0
All n	2
All %	1
Total Enrolments inc Not Assessed:	
Male n	85
Female n	140
All n	225



The VCAA provides curriculum and assessment for Prep to Year 12. The VCAA is a statutory body directly responsible to the Minister for Education and serves government and non-government schools.





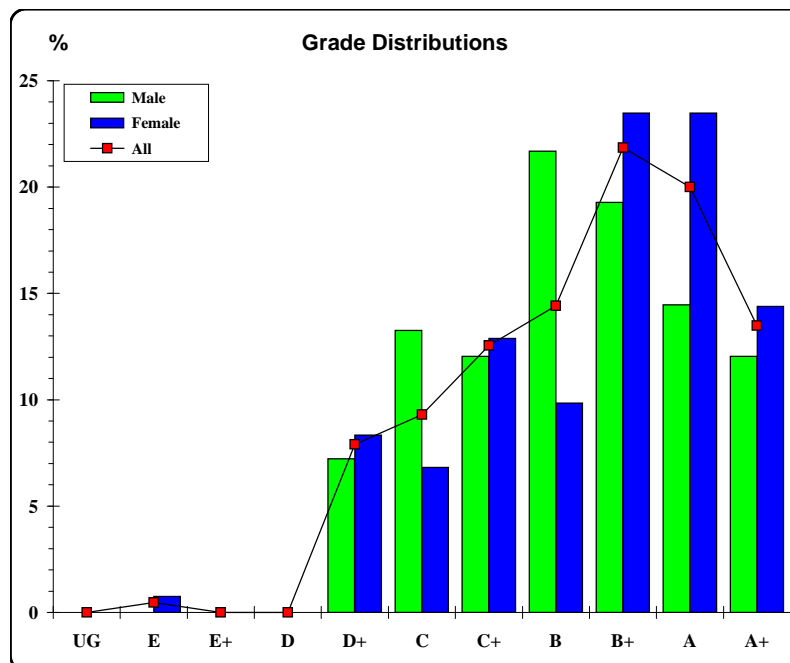
LOTE Turkish

Graded Assessment 2 COURSEWORK UNIT 4 2009

Table of Grade Distributions: male, female and all students assessed

GRADE	UG	E	E+	D	D+	C	C+	B	B+	A	A+	Total
Male n	0	0	0	0	6	11	10	18	16	12	10	83
Male %	0	0	0	0	7	13	12	22	19	14	12	100
Female n	0	1	0	0	11	9	17	13	31	31	19	132
Female %	0	1	0	0	8	7	13	10	23	23	14	100
All n	0	1	0	0	17	20	27	31	47	43	29	215
All %	0	0	0	0	8	9	13	14	22	20	13	100
Cumul n	0	1	1	1	18	38	65	96	143	186	215	
Cumul %	0	0	0	0	8	18	30	45	67	87	100	
Score Ranges	0-2	3-4	5-9	10-18	19-26	27-30	31-34	35-38	39-42	43-47	48-50	Max 50

Summary Statistics:	
Mean	38.5
Std. dev.	7.9
Median	B+
Not Assessed:	
Male n	2
Male %	2
Female n	8
Female %	6
All n	10
All %	4
Total Enrolments inc Not Assessed:	
Male n	85
Female n	140
All n	225



The VCAA provides curriculum and assessment for Prep to Year 12. The VCAA is a statutory body directly responsible to the Minister for Education and serves government and non-government schools.





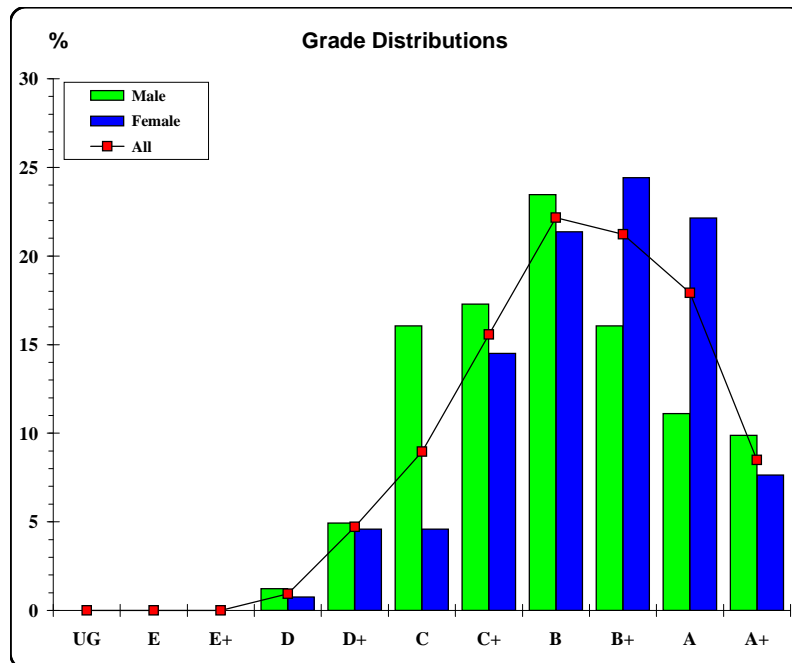
LOTE Turkish

Graded Assessment 3 ORAL AND WRITTEN EXAMINATION 2009

Table of Grade Distributions: male, female and all students assessed

GRADE	UG	E	E+	D	D+	C	C+	B	B+	A	A+	Total
Male n	0	0	0	1	4	13	14	19	13	9	8	81
Male %	0	0	0	1	5	16	17	23	16	11	10	100
Female n	0	0	0	1	6	6	19	28	32	29	10	131
Female %	0	0	0	1	5	5	15	21	24	22	8	100
All n	0	0	0	2	10	19	33	47	45	38	18	212
All %	0	0	0	1	5	9	16	22	21	18	8	100
Cumul n	0	0	0	2	12	31	64	111	156	194	212	
Cumul %	0	0	0	1	6	15	30	52	74	92	100	
Score Ranges	0-19	20-49	50-79	80-119	120-164	165-199	200-237	238-274	275-302	303-341	342-400	Max 400

Summary Statistics:	
Mean	266.0
Std. dev.	57.9
Median	B
Not Assessed:	
Male n	4
Male %	5
Female n	9
Female %	6
All n	13
All %	6
Total Enrolments inc Not Assessed:	
Male n	85
Female n	140
All n	225



The VCAA provides curriculum and assessment for Prep to Year 12. The VCAA is a statutory body directly responsible to the Minister for Education and serves government and non-government schools.

