



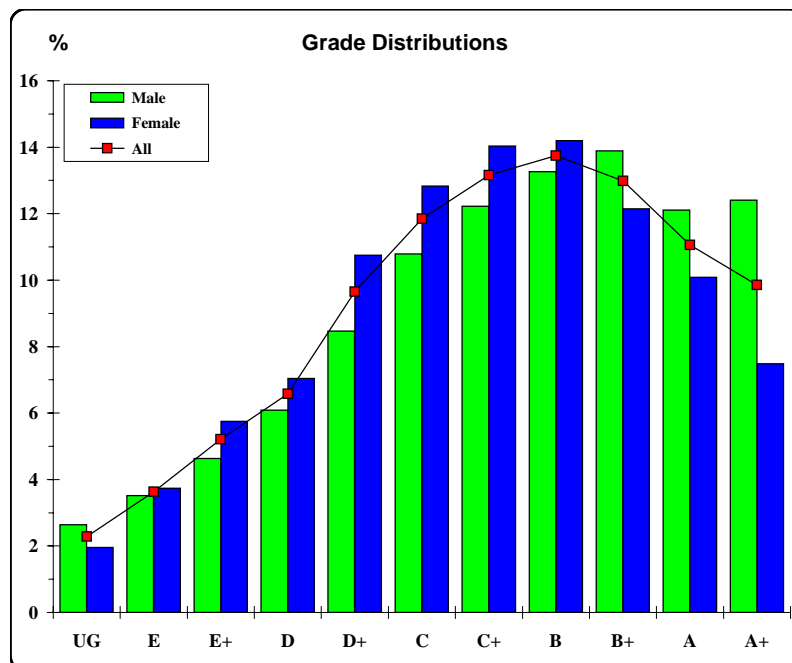
Chemistry

Graded Assessment 1 WRITTEN EXAMINATION 1 2007

Table of Grade Distributions: male, female and all students assessed

GRADE	UG	E	E+	D	D+	C	C+	B	B+	A	A+	Total
Male n	114	152	200	263	366	466	528	573	600	523	536	4321
%	3	4	5	6	8	11	12	13	14	12	12	100
Female n	91	174	268	328	501	598	654	662	566	470	349	4661
%	2	4	6	7	11	13	14	14	12	10	7	100
All n	205	326	468	591	867	1064	1182	1235	1166	993	885	8982
%	2	4	5	7	10	12	13	14	13	11	10	100
Cumul n	205	531	999	1590	2457	3521	4703	5938	7104	8097	8982	
%	2	6	11	18	27	39	52	66	79	90	100	
Score Ranges	0-21	22-31	32-41	42-51	52-63	64-76	77-90	91-105	106-119	120-130	131-146	Max 146

Summary Statistics:	
Mean	86.5
Std. dev.	33.6
Median	C+
Not Assessed:	
Male n	60
%	1
Female n	53
%	1
All n	113
%	1
Total Enrolments inc Not Assessed:	
Male n	4381
Female n	4714
All n	9095



The VCAA provides curriculum and assessment for Prep to Year 12. The VCAA is a statutory body directly responsible to the Minister for Education and serves government and non-government schools.





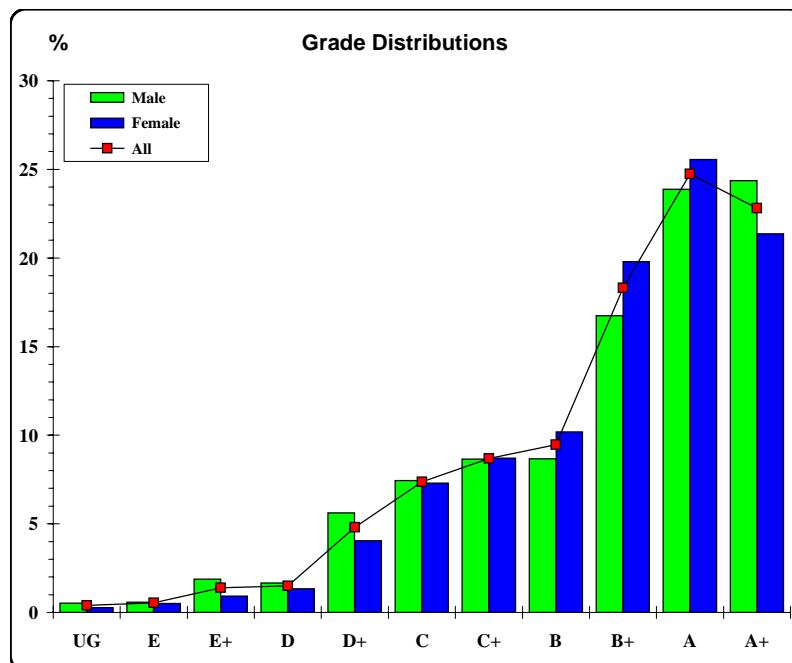
Chemistry

Graded Assessment 2 COURSEWORK UNIT 3/4 2007

Table of Grade Distributions: male, female and all students assessed

GRADE	UG	E	E+	D	D+	C	C+	B	B+	A	A+	Total
Male n	23	25	82	72	245	324	377	378	729	1040	1061	4356
Male %	1	1	2	2	6	7	9	9	17	24	24	100
Female n	13	24	43	63	190	342	408	478	928	1198	1002	4689
Female %	0	1	1	1	4	7	9	10	20	26	21	100
All n	36	49	125	135	435	666	785	856	1657	2238	2063	9045
All %	0	1	1	1	5	7	9	9	18	25	23	100
Cumul n	36	85	210	345	780	1446	2231	3087	4744	6982	9045	
Cumul %	0	1	2	4	9	16	25	34	52	77	100	
Score Ranges	0-39	40-61	62-94	95-104	105-117	118-127	128-136	137-145	146-161	162-181	182-200	Max 200

Summary Statistics:	
Mean	156.3
Std. dev.	29.3
Median	B+
Not Assessed:	
Male n	25
Male %	1
Female n	25
Female %	1
All n	50
All %	1
Total Enrolments inc Not Assessed:	
Male n	4381
Female n	4714
All n	9095



The VCAA provides curriculum and assessment for Prep to Year 12. The VCAA is a statutory body directly responsible to the Minister for Education and serves government and non-government schools.





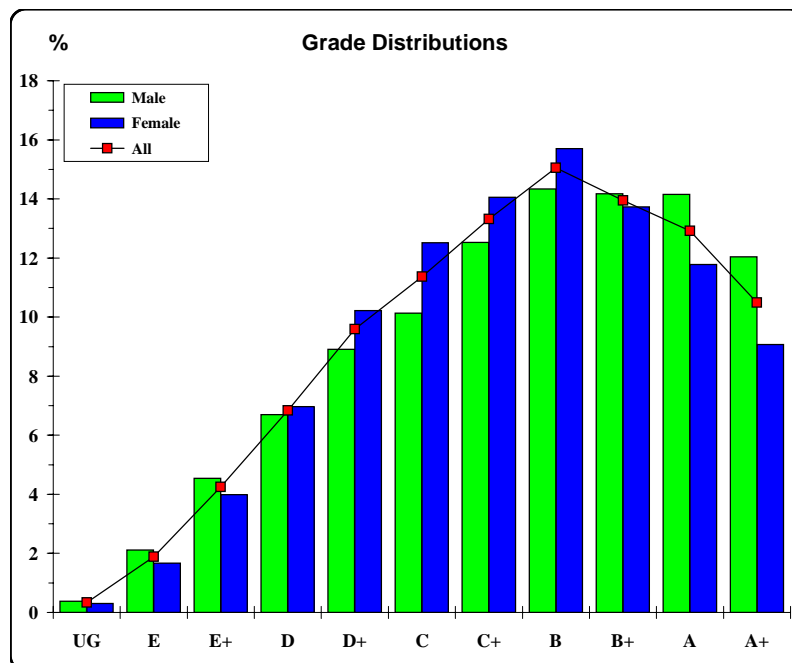
Chemistry

Graded Assessment 3 WRITTEN EXAMINATION 2 2007

Table of Grade Distributions: male, female and all students assessed

GRADE	UG	E	E+	D	D+	C	C+	B	B+	A	A+	Total
Male n	16	90	193	285	379	431	533	610	603	602	512	4254
Male %	0	2	5	7	9	10	13	14	14	14	12	100
Female n	14	77	184	321	471	577	648	724	633	543	418	4610
Female %	0	2	4	7	10	13	14	16	14	12	9	100
All n	30	167	377	606	850	1008	1181	1334	1236	1145	930	8864
All %	0	2	4	7	10	11	13	15	14	13	10	100
Cumul n	30	197	574	1180	2030	3038	4219	5553	6789	7934	8864	
Cumul %	0	2	6	13	23	34	48	63	77	90	100	
Score Ranges	0-9	10-19	20-29	30-41	42-56	57-73	74-91	92-111	112-129	130-145	146-168	Max 168

Summary Statistics:	
Mean	92.6
Std. dev.	40.2
Median	B
Not Assessed:	
Male n	127
Male %	3
Female n	104
Female %	2
All n	231
All %	3
Total Enrolments inc Not Assessed:	
Male n	4381
Female n	4714
All n	9095



The VCAA provides curriculum and assessment for Prep to Year 12. The VCAA is a statutory body directly responsible to the Minister for Education and serves government and non-government schools.

