



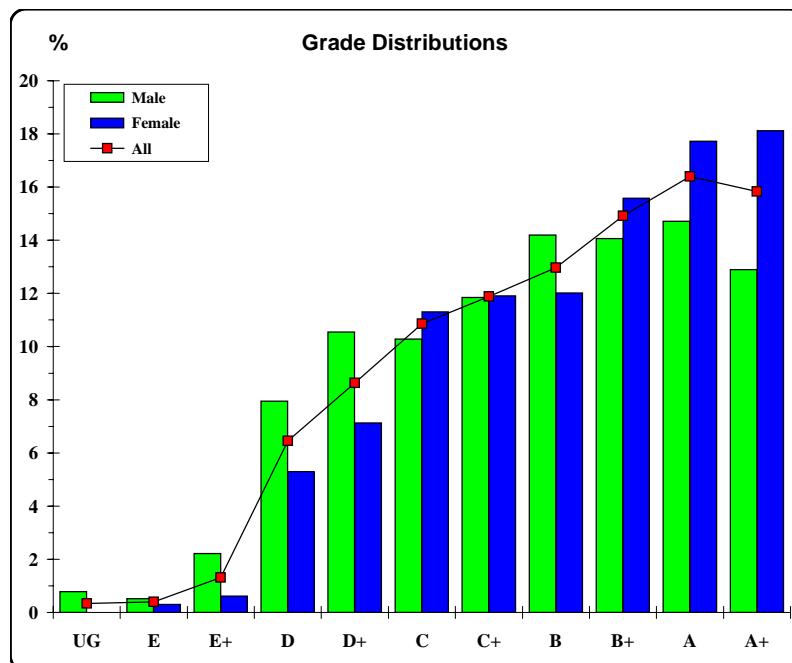
English Language

Graded Assessment 1 COURSEWORK UNIT 3 2007

Table of Grade Distributions: male, female and all students assessed

GRADE	UG	E	E+	D	D+	C	C+	B	B+	A	A+	Total
Male n	6	4	17	61	81	79	91	109	108	113	99	768
Male %	1	1	2	8	11	10	12	14	14	15	13	100
Female n	0	3	6	52	70	111	117	118	153	174	178	982
Female %	0	0	1	5	7	11	12	12	16	18	18	100
All n	6	7	23	113	151	190	208	227	261	287	277	1750
All %	0	0	1	6	9	11	12	13	15	16	16	100
Cumul n	6	13	36	149	300	490	698	925	1186	1473	1750	
Cumul %	0	1	2	9	17	28	40	53	68	84	100	
Score Ranges	0-9	10-19	20-28	29-43	44-51	52-58	59-64	65-70	71-77	78-86	87-100	Max 100

Summary Statistics:	
Mean	68.3
Std. dev.	17.8
Median	B
Not Assessed:	
Male n	9
Male %	1
Female n	19
Female %	2
All n	28
All %	2
Total Enrolments inc Not Assessed:	
Male n	777
Female n	1001
All n	1778



The VCAA provides curriculum and assessment for Prep to Year 12. The VCAA is a statutory body directly responsible to the Minister for Education and serves government and non-government schools.





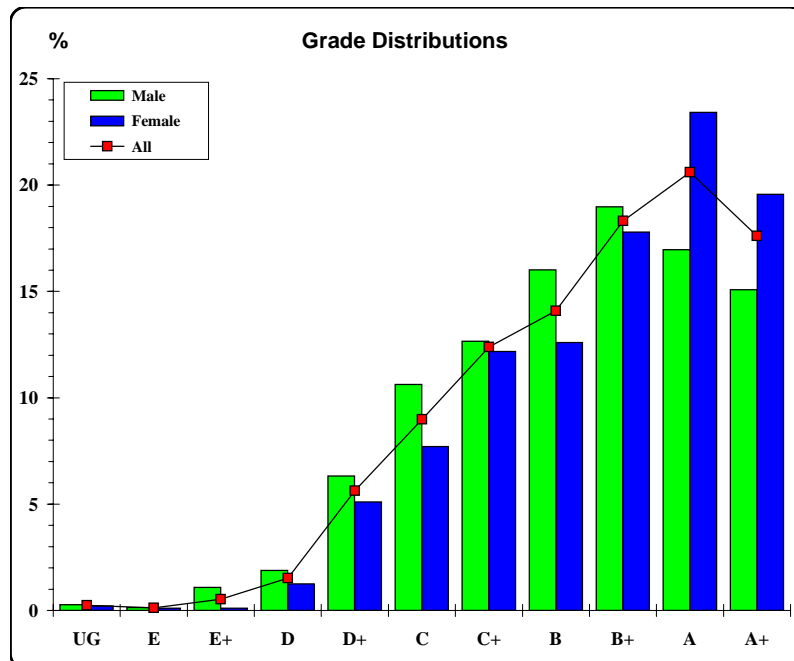
English Language

Graded Assessment 2 COURSEWORK UNIT 4 2007

Table of Grade Distributions: male, female and all students assessed

GRADE	UG	E	E+	D	D+	C	C+	B	B+	A	A+	Total
Male n	2	1	8	14	47	79	94	119	141	126	112	743
Male %	0	0	1	2	6	11	13	16	19	17	15	100
Female n	2	1	1	12	49	74	117	121	171	225	188	961
Female %	0	0	0	1	5	8	12	13	18	23	20	100
All n	4	2	9	26	96	153	211	240	312	351	300	1704
All %	0	0	1	2	6	9	12	14	18	21	18	100
Cumul n	4	6	15	41	137	290	501	741	1053	1404	1704	
Cumul %	0	0	1	2	8	17	29	43	62	82	100	
Score Ranges	0-9	10-18	19-24	25-31	32-43	44-51	52-59	60-66	67-74	75-86	87-100	Max 100

Summary Statistics:	
Mean	68.8
Std. dev.	17.8
Median	B+
Not Assessed:	
Male n	34
Male %	4
Female n	40
Female %	4
All n	74
All %	4
Total Enrolments inc Not Assessed:	
Male n	777
Female n	1001
All n	1778



The VCAA provides curriculum and assessment for Prep to Year 12. The VCAA is a statutory body directly responsible to the Minister for Education and serves government and non-government schools.





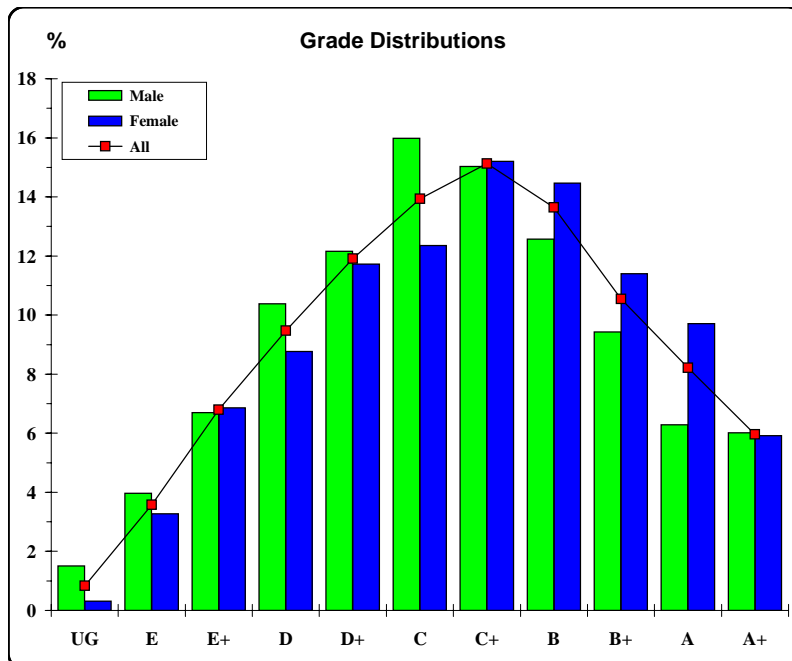
English Language

Graded Assessment 3 WRITTEN EXAMINATION 2007

Table of Grade Distributions: male, female and all students assessed

GRADE	UG	E	E+	D	D+	C	C+	B	B+	A	A+	Total
Male n	11	29	49	76	89	117	110	92	69	46	44	732
Male %	2	4	7	10	12	16	15	13	9	6	6	100
Female n	3	31	65	83	111	117	144	137	108	92	56	947
Female %	0	3	7	9	12	12	15	14	11	10	6	100
All n	14	60	114	159	200	234	254	229	177	138	100	1679
All %	1	4	7	9	12	14	15	14	11	8	6	100
Cumul n	14	74	188	347	547	781	1035	1264	1441	1579	1679	
Cumul %	1	4	11	21	33	47	62	75	86	94	100	
Score Ranges	0-10	11-31	32-45	46-56	57-66	67-77	78-88	89-100	101-111	112-124	125-150	Max 150

Summary Statistics:	
Mean	79.8
Std. dev.	28.1
Median	C+
Not Assessed:	
Male n	45
Male %	6
Female n	54
Female %	5
All n	99
All %	6
Total Enrolments inc Not Assessed:	
Male n	777
Female n	1001
All n	1778



The VCAA provides curriculum and assessment for Prep to Year 12. The VCAA is a statutory body directly responsible to the Minister for Education and serves government and non-government schools.

