



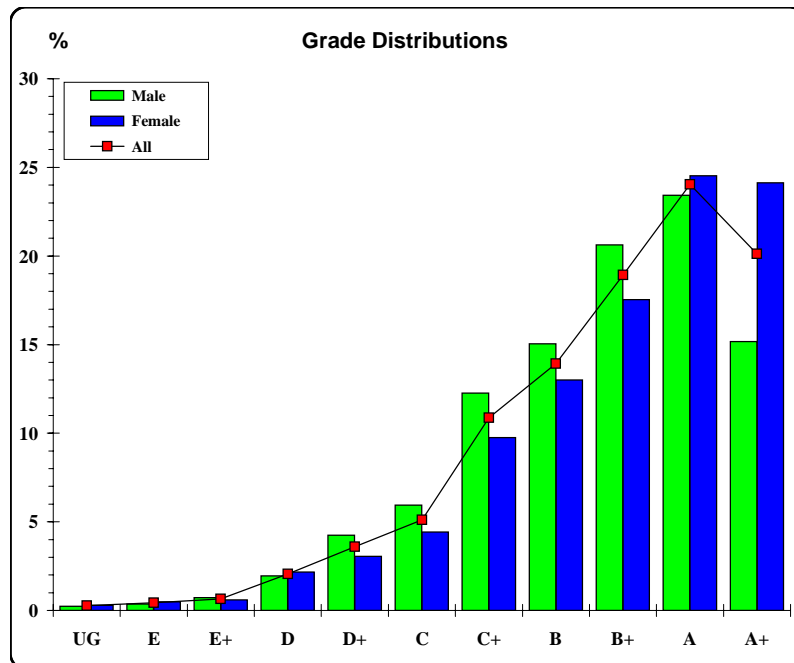
International Studies

Graded Assessment 1 COURSEWORK UNIT 3 2007

Table of Grade Distributions: male, female and all students assessed

GRADE	UG	E	E+	D	D+	C	C+	B	B+	A	A+	Total
Male n	2	3	6	16	35	49	101	124	170	193	125	824
Male %	0	0	1	2	4	6	12	15	21	23	15	100
Female n	3	5	6	22	31	45	99	132	178	249	245	1015
Female %	0	0	1	2	3	4	10	13	18	25	24	100
All n	5	8	12	38	66	94	200	256	348	442	370	1839
All %	0	0	1	2	4	5	11	14	19	24	20	100
Cumul n	5	13	25	63	129	223	423	679	1027	1469	1839	
Cumul %	0	1	1	3	7	12	23	37	56	80	100	
Score Ranges	0-11	12-18	19-27	28-36	37-44	45-52	53-63	64-71	72-80	81-89	90-100	Max 100

Summary Statistics:	
Mean	74.6
Std. dev.	17.5
Median	B+
Not Assessed:	
Male n	16
Male %	2
Female n	11
Female %	1
All n	27
All %	1
Total Enrolments inc Not Assessed:	
Male n	840
Female n	1026
All n	1866



The VCAA provides curriculum and assessment for Prep to Year 12. The VCAA is a statutory body directly responsible to the Minister for Education and serves government and non-government schools.





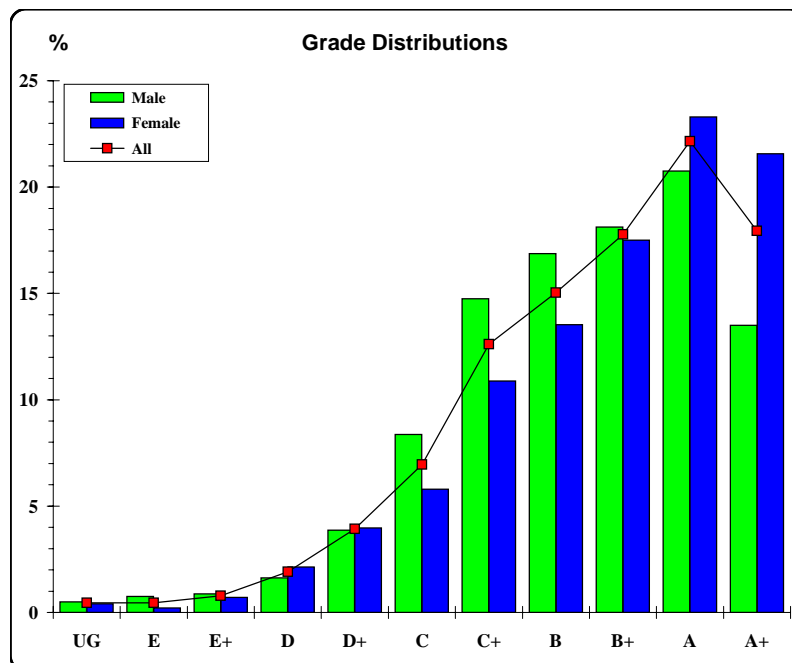
International Studies

Graded Assessment 2 COURSEWORK UNIT 4 2007

Table of Grade Distributions: male, female and all students assessed

GRADE	UG	E	E+	D	D+	C	C+	B	B+	A	A+	Total
Male n	4	6	7	13	31	67	118	135	145	166	108	800
Male %	1	1	1	2	4	8	15	17	18	21	14	100
Female n	4	2	7	21	39	57	107	133	172	229	212	983
Female %	0	0	1	2	4	6	11	14	17	23	22	100
All n	8	8	14	34	70	124	225	268	317	395	320	1783
All %	0	0	1	2	4	7	13	15	18	22	18	100
Cumul n	8	16	30	64	134	258	483	751	1068	1463	1783	
Cumul %	0	1	2	4	8	14	27	42	60	82	100	
Score Ranges	0-9	10-19	20-27	28-35	36-42	43-53	54-64	65-73	74-81	82-90	91-100	Max 100

Summary Statistics:	
Mean	73.7
Std. dev.	18.4
Median	B+
Not Assessed:	
Male n	40
Male %	5
Female n	43
Female %	4
All n	83
All %	4
Total Enrolments inc Not Assessed:	
Male n	840
Female n	1026
All n	1866



The VCAA provides curriculum and assessment for Prep to Year 12. The VCAA is a statutory body directly responsible to the Minister for Education and serves government and non-government schools.





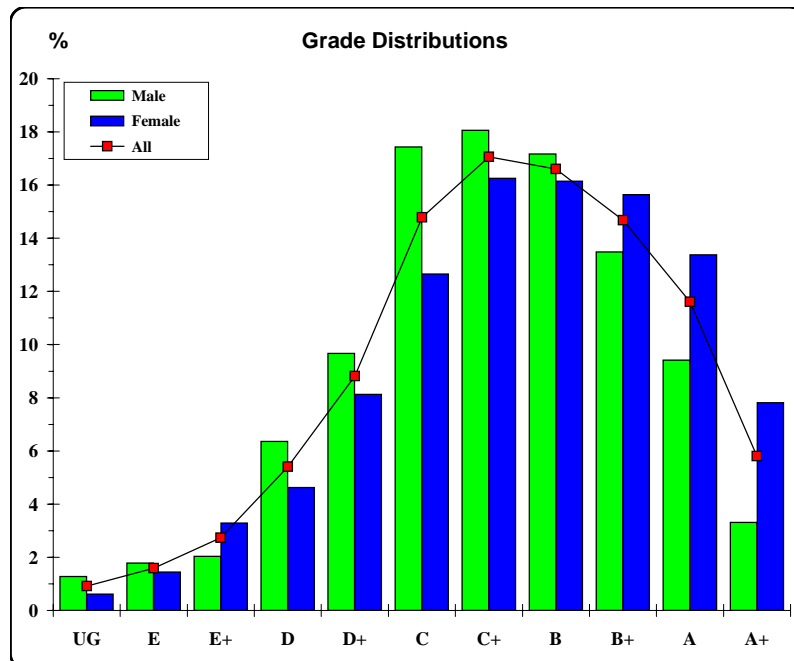
International Studies

Graded Assessment 3 WRITTEN EXAMINATION 2007

Table of Grade Distributions: male, female and all students assessed

GRADE	UG	E	E+	D	D+	C	C+	B	B+	A	A+	Total
Male n	10	14	16	50	76	137	142	135	106	74	26	786
Male %	1	2	2	6	10	17	18	17	13	9	3	100
Female n	6	14	32	45	79	123	158	157	152	130	76	972
Female %	1	1	3	5	8	13	16	16	16	13	8	100
All n	16	28	48	95	155	260	300	292	258	204	102	1758
All %	1	2	3	5	9	15	17	17	15	12	6	100
Cumul n	16	44	92	187	342	602	902	1194	1452	1656	1758	
Cumul %	1	3	5	11	19	34	51	68	83	94	100	
Score Ranges	0-12	13-27	28-41	42-60	61-84	85-108	109-128	129-143	144-158	159-172	173-200	Max 200

Summary Statistics:	
Mean	119.3
Std. dev.	40.9
Median	C+
Not Assessed:	
Male n	54
Male %	6
Female n	54
Female %	5
All n	108
All %	6
Total Enrolments inc Not Assessed:	
Male n	840
Female n	1026
All n	1866



The VCAA provides curriculum and assessment for Prep to Year 12. The VCAA is a statutory body directly responsible to the Minister for Education and serves government and non-government schools.

