



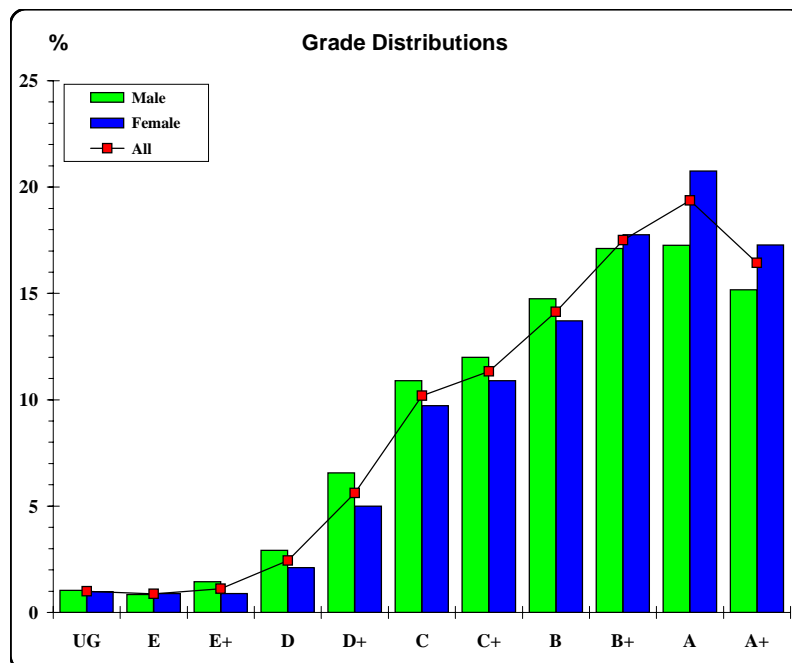
Legal Studies

Graded Assessment 1 COURSEWORK UNIT 3 2007

Table of Grade Distributions: male, female and all students assessed

GRADE	UG	E	E+	D	D+	C	C+	B	B+	A	A+	Total
Male n	33	27	46	93	209	347	382	470	545	550	483	3185
Male %	1	1	1	3	7	11	12	15	17	17	15	100
Female n	47	43	43	102	241	469	526	662	857	1002	834	4826
Female %	1	1	1	2	5	10	11	14	18	21	17	100
All n	80	70	89	195	450	816	908	1132	1402	1552	1317	8011
All %	1	1	1	2	6	10	11	14	18	19	16	100
Cumul n	80	150	239	434	884	1700	2608	3740	5142	6694	8011	
Cumul %	1	2	3	5	11	21	33	47	64	84	100	
Score Ranges	0-14	15-22	23-29	30-38	39-45	46-54	55-62	63-71	72-81	82-91	92-100	Max 100

Summary Statistics:	
Mean	71.0
Std. dev.	19.8
Median	B+
Not Assessed:	
Male n	41
Male %	1
Female n	105
Female %	2
All n	146
All %	2
Total Enrolments inc Not Assessed:	
Male n	3226
Female n	4931
All n	8157



The VCAA provides curriculum and assessment for Prep to Year 12. The VCAA is a statutory body directly responsible to the Minister for Education and serves government and non-government schools.





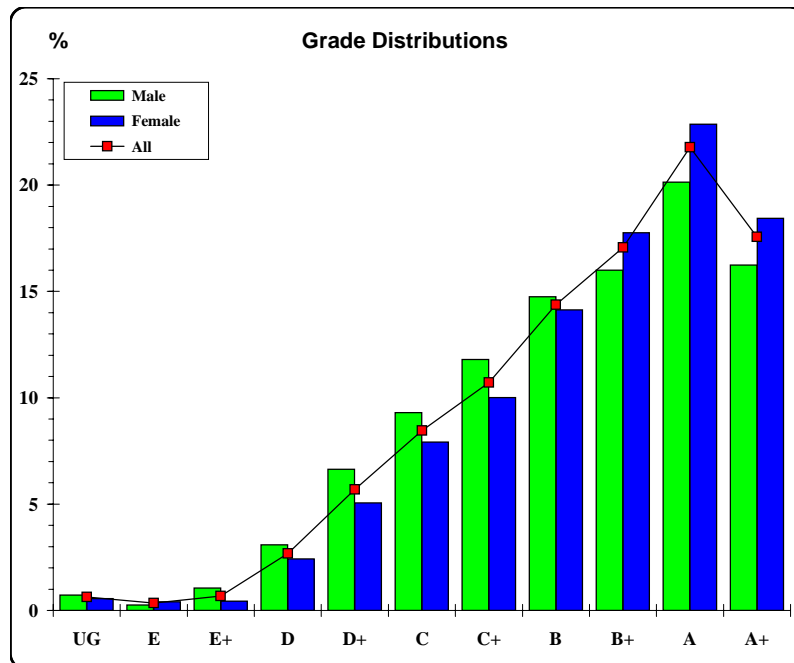
Legal Studies

Graded Assessment 2 COURSEWORK UNIT 4 2007

Table of Grade Distributions: male, female and all students assessed

GRADE	UG	E	E+	D	D+	C	C+	B	B+	A	A+	Total
Male n	22	8	32	94	202	283	359	449	487	613	494	3043
Male %	1	0	1	3	7	9	12	15	16	20	16	100
Female n	26	19	20	112	234	366	463	654	822	1058	853	4627
Female %	1	0	0	2	5	8	10	14	18	23	18	100
All n	48	27	52	206	436	649	822	1103	1309	1671	1347	7670
All %	1	0	1	3	6	8	11	14	17	22	18	100
Cumul n	48	75	127	333	769	1418	2240	3343	4652	6323	7670	
Cumul %	1	1	2	4	10	18	29	44	61	82	100	
Score Ranges	0-12	13-17	18-24	25-36	37-44	45-52	53-60	61-70	71-80	81-92	93-100	Max 100

Summary Statistics:	
Mean	71.8
Std. dev.	20.0
Median	B+
Not Assessed:	
Male n	183
Male %	6
Female n	304
Female %	6
All n	487
All %	6
Total Enrolments inc Not Assessed:	
Male n	3226
Female n	4931
All n	8157



The VCAA provides curriculum and assessment for Prep to Year 12. The VCAA is a statutory body directly responsible to the Minister for Education and serves government and non-government schools.





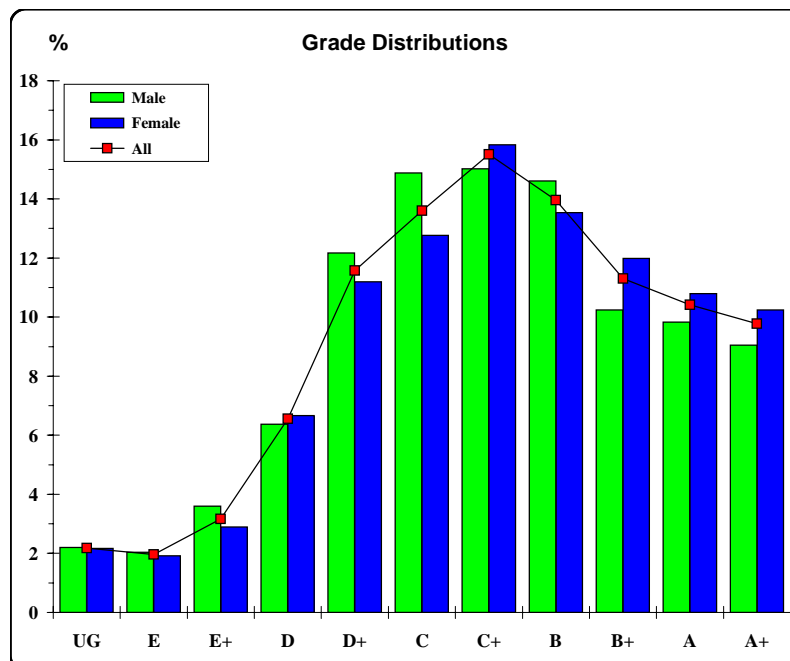
Legal Studies

Graded Assessment 3 WRITTEN EXAMINATION 2007

Table of Grade Distributions: male, female and all students assessed

GRADE	UG	E	E+	D	D+	C	C+	B	B+	A	A+	Total
Male n	65	60	106	188	359	439	443	431	302	290	267	2950
Male %	2	2	4	6	12	15	15	15	10	10	9	100
Female n	98	87	131	302	507	578	717	613	543	489	464	4529
Female %	2	2	3	7	11	13	16	14	12	11	10	100
All n	163	147	237	490	866	1017	1160	1044	845	779	731	7479
All %	2	2	3	7	12	14	16	14	11	10	10	100
Cumul n	163	310	547	1037	1903	2920	4080	5124	5969	6748	7479	
Cumul %	2	4	7	14	25	39	55	69	80	90	100	
Score Ranges	0-5	6-9	10-14	15-24	25-38	39-53	54-67	68-79	80-88	89-98	99-120	Max 120

Summary Statistics:	
Mean	61.0
Std. dev.	29.1
Median	C+
Not Assessed:	
Male n	276
Male %	9
Female n	402
Female %	8
All n	678
All %	8
Total Enrolments inc Not Assessed:	
Male n	3226
Female n	4931
All n	8157



The VCAA provides curriculum and assessment for Prep to Year 12. The VCAA is a statutory body directly responsible to the Minister for Education and serves government and non-government schools.

