



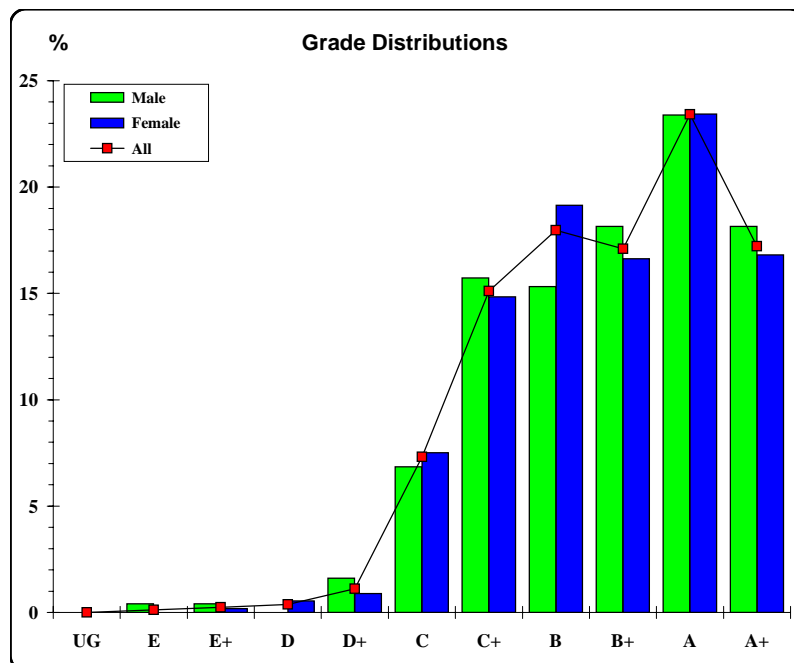
## LOTE Indonesian Second Language

### Graded Assessment 1 COURSEWORK UNIT 3 2007

Table of Grade Distributions: male, female and all students assessed

GRADE	UG	E	E+	D	D+	C	C+	B	B+	A	A+	Total
Male n	0	1	1	0	4	17	39	38	45	58	45	248
Male %	0	0	0	0	2	7	16	15	18	23	18	100
Female n	0	0	1	3	5	42	83	107	93	131	94	559
Female %	0	0	0	1	1	8	15	19	17	23	17	100
All n	0	1	2	3	9	59	122	145	138	189	139	807
All %	0	0	0	0	1	7	15	18	17	23	17	100
Cumul n	0	1	3	6	15	74	196	341	479	668	807	
Cumul %	0	0	0	1	2	9	24	42	59	83	100	
Score Ranges	0-5	6-10	11-15	16-19	20-22	23-28	29-33	34-37	38-40	41-44	45-50	Max 50

Summary Statistics:	
Mean	38.0
Std. dev.	6.8
Median	B+
Not Assessed:	
Male n	1
Male %	0
Female n	3
Female %	1
All n	4
All %	0
Total Enrolments inc Not Assessed:	
Male n	249
Female n	562
All n	811



The VCAA provides curriculum and assessment for Prep to Year 12. The VCAA is a statutory body directly responsible to the Minister for Education and serves government and non-government schools.





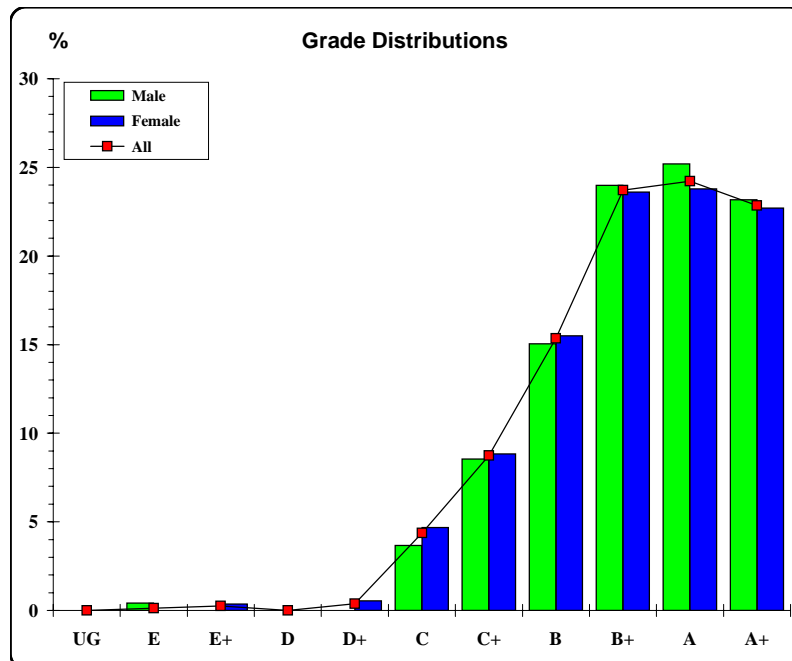
## LOTE Indonesian Second Language

### Graded Assessment 2 COURSEWORK UNIT 4 2007

Table of Grade Distributions: male, female and all students assessed

GRADE	UG	E	E+	D	D+	C	C+	B	B+	A	A+	Total
Male n	0	1	0	0	0	9	21	37	59	62	57	246
Male %	0	0	0	0	0	4	9	15	24	25	23	100
Female n	0	0	2	0	3	26	49	86	131	132	126	555
Female %	0	0	0	0	1	5	9	15	24	24	23	100
All n	0	1	2	0	3	35	70	123	190	194	183	801
All %	0	0	0	0	0	4	9	15	24	24	23	100
Cumul n	0	1	3	3	6	41	111	234	424	618	801	
Cumul %	0	0	0	0	1	5	14	29	53	77	100	
Score Ranges	0-4	5-8	9-11	12-14	15-18	19-27	28-31	32-35	36-40	41-44	45-50	Max 50

Summary Statistics:	
Mean	39.1
Std. dev.	6.8
Median	B+
Not Assessed:	
Male n	3
Male %	1
Female n	7
Female %	1
All n	10
All %	1
Total Enrolments inc Not Assessed:	
Male n	249
Female n	562
All n	811



The VCAA provides curriculum and assessment for Prep to Year 12. The VCAA is a statutory body directly responsible to the Minister for Education and serves government and non-government schools.



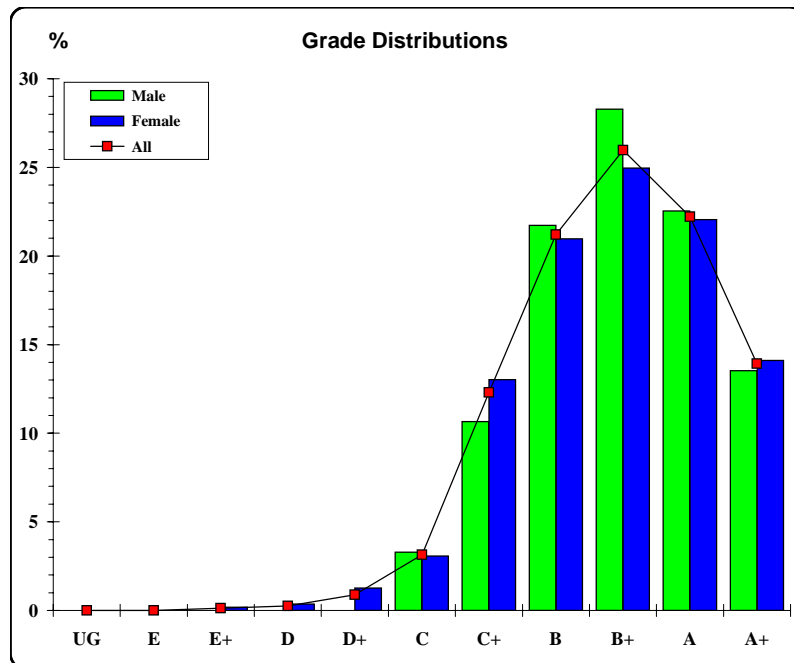


**LOTE**  
**Indonesian Second Language**  
Graded Assessment 3  
ORAL AND WRITTEN EXAMINATION  
2007

Table of Grade Distributions: male, female and all students assessed

GRADE	UG	E	E+	D	D+	C	C+	B	B+	A	A+	Total
Male n	0	0	0	0	0	8	26	53	69	55	33	244
Male %	0	0	0	0	0	3	11	22	28	23	14	100
Female n	0	0	1	2	7	17	72	116	138	122	78	553
Female %	0	0	0	0	1	3	13	21	25	22	14	100
All n	0	0	1	2	7	25	98	169	207	177	111	797
All %	0	0	0	0	1	3	12	21	26	22	14	100
Cumul n	0	0	1	3	10	35	133	302	509	686	797	
Cumul %	0	0	0	0	1	4	17	38	64	86	100	
Score Ranges	0-9	10-19	20-34	35-59	60-99	100-138	139-190	191-233	234-270	271-308	309-400	Max 400

Summary Statistics:	
Mean	246.9
Std. dev.	58.0
Median	B+
Not Assessed:	
Male n	5
Male %	2
Female n	9
Female %	2
All n	14
All %	2
Total Enrolments inc Not Assessed:	
Male n	249
Female n	562
All n	811



The VCAA provides curriculum and assessment for Prep to Year 12. The VCAA is a statutory body directly responsible to the Minister for Education and serves government and non-government schools.

