



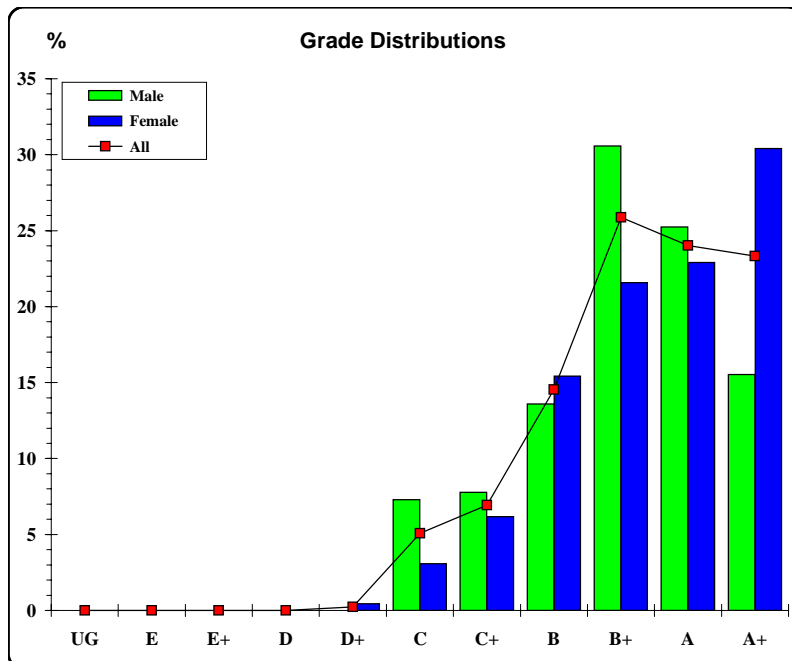
# LOTE Vietnamese

## Graded Assessment 1 COURSEWORK UNIT 3 2007

Table of Grade Distributions: male, female and all students assessed

GRADE	UG	E	E+	D	D+	C	C+	B	B+	A	A+	Total
Male n	0	0	0	0	0	15	16	28	63	52	32	206
Male %	0	0	0	0	0	7	8	14	31	25	16	100
Female n	0	0	0	0	1	7	14	35	49	52	69	227
Female %	0	0	0	0	0	3	6	15	22	23	30	100
All n	0	0	0	0	1	22	30	63	112	104	101	433
All %	0	0	0	0	0	5	7	15	26	24	23	100
Cumul n	0	0	0	0	1	23	53	116	228	332	433	
Cumul %	0	0	0	0	0	5	12	27	53	77	100	
Score Ranges	0-5	6-8	9-11	12-14	15-19	20-32	33-37	38-41	42-45	46-48	49-50	Max 50

Summary Statistics:	
Mean	43.9
Std. dev.	5.6
Median	B+
Not Assessed:	
Male n	3
Male %	1
Female n	3
Female %	1
All n	6
All %	1
Total Enrolments inc Not Assessed:	
Male n	209
Female n	230
All n	439



The VCAA provides curriculum and assessment for Prep to Year 12. The VCAA is a statutory body directly responsible to the Minister for Education and serves government and non-government schools.





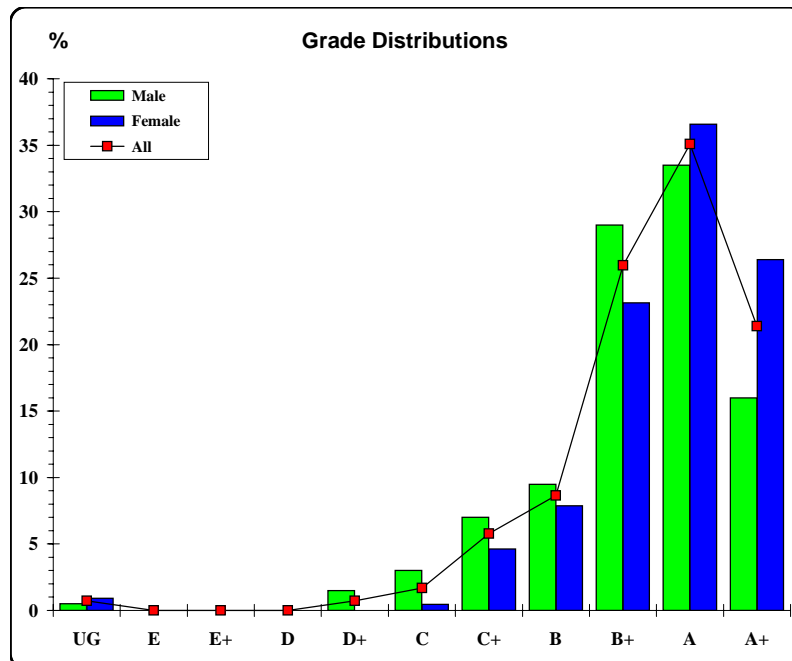
## LOTE Vietnamese

### Graded Assessment 2 COURSEWORK UNIT 4 2007

Table of Grade Distributions: male, female and all students assessed

GRADE	UG	E	E+	D	D+	C	C+	B	B+	A	A+	Total
Male n	1	0	0	0	3	6	14	19	58	67	32	200
Male %	1	0	0	0	2	3	7	10	29	34	16	100
Female n	2	0	0	0	0	1	10	17	50	79	57	216
Female %	1	0	0	0	0	0	5	8	23	37	26	100
All n	3	0	0	0	3	7	24	36	108	146	89	416
All %	1	0	0	0	1	2	6	9	26	35	21	100
Cumul n	3	3	3	3	6	13	37	73	181	327	416	
Cumul %	1	1	1	1	1	3	9	18	44	79	100	
Score Ranges	0-5	6-9	10-15	16-20	21-23	24-27	28-35	36-39	40-44	45-48	49-50	Max 50

Summary Statistics:	
Mean	43.8
Std. dev.	6.5
Median	A
Not Assessed:	
Male n	9
Male %	4
Female n	14
Female %	6
All n	23
All %	5
Total Enrolments inc Not Assessed:	
Male n	209
Female n	230
All n	439



The VCAA provides curriculum and assessment for Prep to Year 12. The VCAA is a statutory body directly responsible to the Minister for Education and serves government and non-government schools.





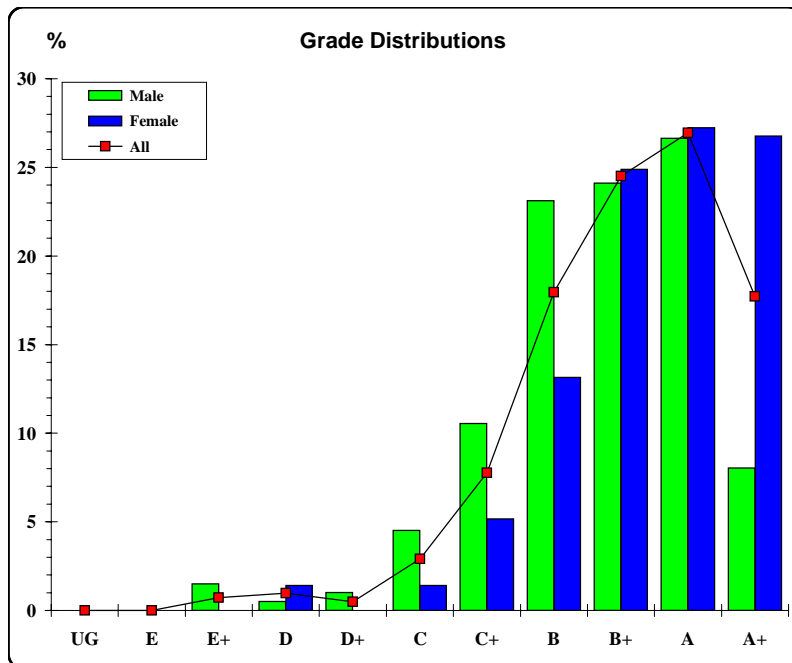
## LOTE Vietnamese

### Graded Assessment 3 ORAL AND WRITTEN EXAMINATION 2007

Table of Grade Distributions: male, female and all students assessed

GRADE	UG	E	E+	D	D+	C	C+	B	B+	A	A+	Total
Male n	0	0	3	1	2	9	21	46	48	53	16	199
Male %	0	0	2	1	1	5	11	23	24	27	8	100
Female n	0	0	0	3	0	3	11	28	53	58	57	213
Female %	0	0	0	1	0	1	5	13	25	27	27	100
All n	0	0	3	4	2	12	32	74	101	111	73	412
All %	0	0	1	1	0	3	8	18	25	27	18	100
Cumul n	0	0	3	7	9	21	53	127	228	339	412	
Cumul %	0	0	1	2	2	5	13	31	55	82	100	
Score Ranges	0-49	50-69	70-89	90-149	150-199	200-254	255-299	300-333	334-355	356-373	374-400	Max 400

Summary Statistics:	
Mean	339.3
Std. dev.	49.6
Median	B+
Not Assessed:	
Male n	10
Male %	5
Female n	17
Female %	7
All n	27
All %	6
Total Enrolments inc Not Assessed:	
Male n	209
Female n	230
All n	439



The VCAA provides curriculum and assessment for Prep to Year 12. The VCAA is a statutory body directly responsible to the Minister for Education and serves government and non-government schools.

