



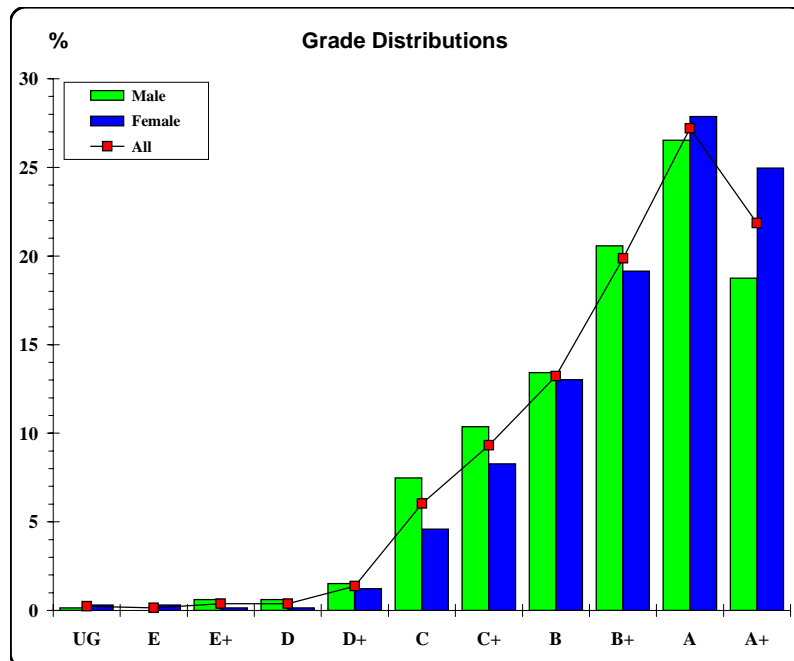
## Music Solo performance

### Graded Assessment 1 COURSEWORK UNIT 3/4 2007

Table of Grade Distributions: male, female and all students assessed

GRADE	UG	E	E+	D	D+	C	C+	B	B+	A	A+	Total
Male n	1	0	4	4	10	49	68	88	135	174	123	656
Male %	0	0	1	1	2	7	10	13	21	27	19	100
Female n	2	2	1	1	8	30	54	85	125	182	163	653
Female %	0	0	0	0	1	5	8	13	19	28	25	100
All n	3	2	5	5	18	79	122	173	260	356	286	1309
All %	0	0	0	0	1	6	9	13	20	27	22	100
Cumul n	3	5	10	15	33	112	234	407	667	1023	1309	
Cumul %	0	0	1	1	3	9	18	31	51	78	100	
Score Ranges	0-12	13-23	24-37	38-47	48-61	62-77	78-86	87-95	96-104	105-115	116-125	Max 125

Summary Statistics:	
Mean	101.3
Std. dev.	17.5
Median	B+
Not Assessed:	
Male n	16
Male %	2
Female n	13
Female %	2
All n	29
All %	2
Total Enrolments inc Not Assessed:	
Male n	672
Female n	666
All n	1338



The VCAA provides curriculum and assessment for Prep to Year 12. The VCAA is a statutory body directly responsible to the Minister for Education and serves government and non-government schools.





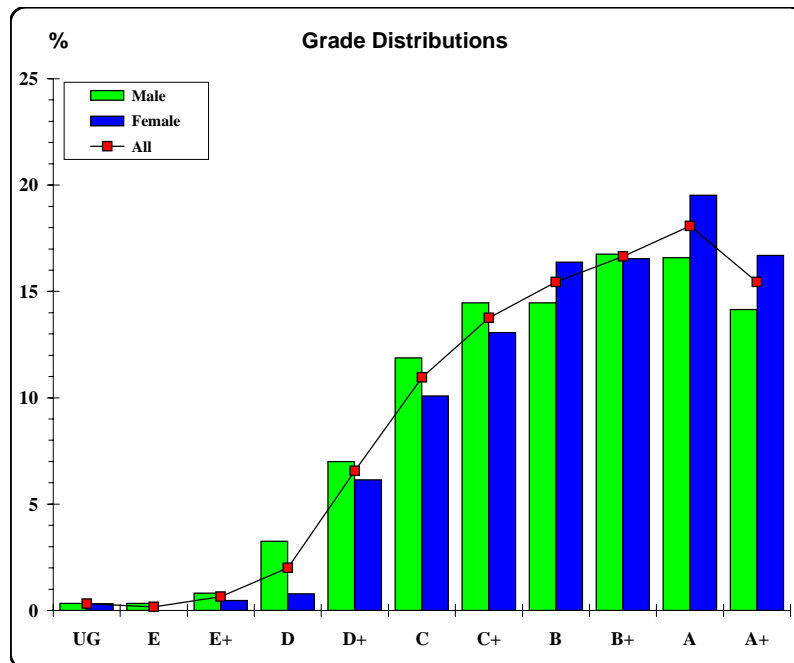
## Music Solo performance

### Graded Assessment 2 SOLO PERFORMANCE EXAMINATION 2007

Table of Grade Distributions: male, female and all students assessed

GRADE	UG	E	E+	D	D+	C	C+	B	B+	A	A+	Total
Male n	2	2	5	20	43	73	89	89	103	102	87	615
%	0	0	1	3	7	12	14	14	17	17	14	100
Female n	2	0	3	5	39	64	83	104	105	124	106	635
%	0	0	0	1	6	10	13	16	17	20	17	100
All n	4	2	8	25	82	137	172	193	208	226	193	1250
%	0	0	1	2	7	11	14	15	17	18	15	100
Cumul n	4	6	14	39	121	258	430	623	831	1057	1250	
%	0	0	1	3	10	21	34	50	66	85	100	
Score Ranges	0-16	17-27	28-38	39-58	59-77	78-93	94-106	107-118	119-130	131-146	147-154	Max 154

Summary Statistics:	
Mean	115.5
Std. dev.	27.7
Median	B
Not Assessed:	
Male n	57
%	8
Female n	31
%	5
All n	88
%	7
Total Enrolments inc Not Assessed:	
Male n	672
Female n	666
All n	1338



The VCAA provides curriculum and assessment for Prep to Year 12. The VCAA is a statutory body directly responsible to the Minister for Education and serves government and non-government schools.





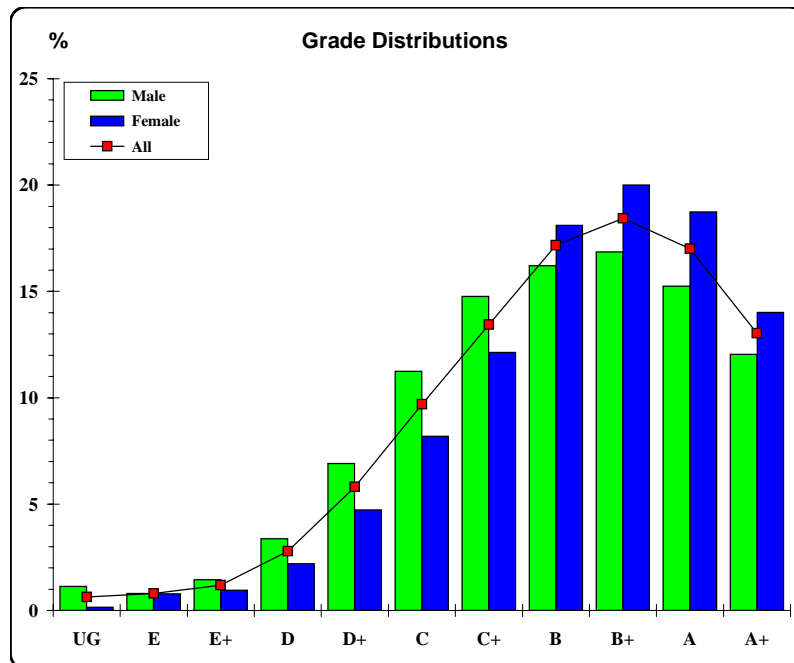
## Music Solo performance

### Graded Assessment 3 AURAL AND WRITTEN EXAMINATION 2007

Table of Grade Distributions: male, female and all students assessed

GRADE	UG	E	E+	D	D+	C	C+	B	B+	A	A+	Total
Male n	7	5	9	21	43	70	92	101	105	95	75	623
Male %	1	1	1	3	7	11	15	16	17	15	12	100
Female n	1	5	6	14	30	52	77	115	127	119	89	635
Female %	0	1	1	2	5	8	12	18	20	19	14	100
All n	8	10	15	35	73	122	169	216	232	214	164	1258
All %	1	1	1	3	6	10	13	17	18	17	13	100
Cumul n	8	18	33	68	141	263	432	648	880	1094	1258	
Cumul %	1	1	3	5	11	21	34	52	70	87	100	
Score Ranges	0-29	30-40	41-45	46-53	54-68	69-87	88-108	109-126	127-148	149-168	169-212	Max 212

Summary Statistics:	
Mean	122.9
Std. dev.	40.0
Median	B
Not Assessed:	
Male n	49
Male %	7
Female n	31
Female %	5
All n	80
All %	6
Total Enrolments inc Not Assessed:	
Male n	672
Female n	666
All n	1338



The VCAA provides curriculum and assessment for Prep to Year 12. The VCAA is a statutory body directly responsible to the Minister for Education and serves government and non-government schools.

