



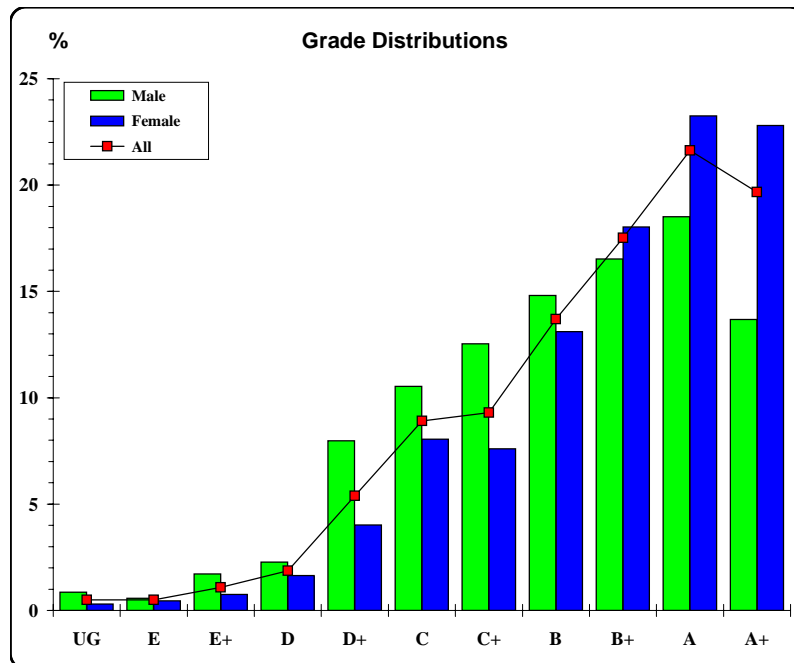
## Theatre Studies

### Graded Assessment 1 COURSEWORK UNIT 3/4 2007

Table of Grade Distributions: male, female and all students assessed

GRADE	UG	E	E+	D	D+	C	C+	B	B+	A	A+	Total
Male n	3	2	6	8	28	37	44	52	58	65	48	351
Male %	1	1	2	2	8	11	13	15	17	19	14	100
Female n	2	3	5	11	27	54	51	88	121	156	153	671
Female %	0	0	1	2	4	8	8	13	18	23	23	100
All n	5	5	11	19	55	91	95	140	179	221	201	1022
All %	0	0	1	2	5	9	9	14	18	22	20	100
Cumul n	5	10	21	40	95	186	281	421	600	821	1022	
Cumul %	0	1	2	4	9	18	27	41	59	80	100	
Score Ranges	0-19	20-26	27-44	45-59	60-76	77-89	90-98	99-109	110-121	122-134	135-150	Max 150

Summary Statistics:	
Mean	111.7
Std. dev.	26.1
Median	B+
Not Assessed:	
Male n	15
Male %	4
Female n	16
Female %	2
All n	31
All %	3
Total Enrolments inc Not Assessed:	
Male n	366
Female n	687
All n	1053



The VCAA provides curriculum and assessment for Prep to Year 12. The VCAA is a statutory body directly responsible to the Minister for Education and serves government and non-government schools.





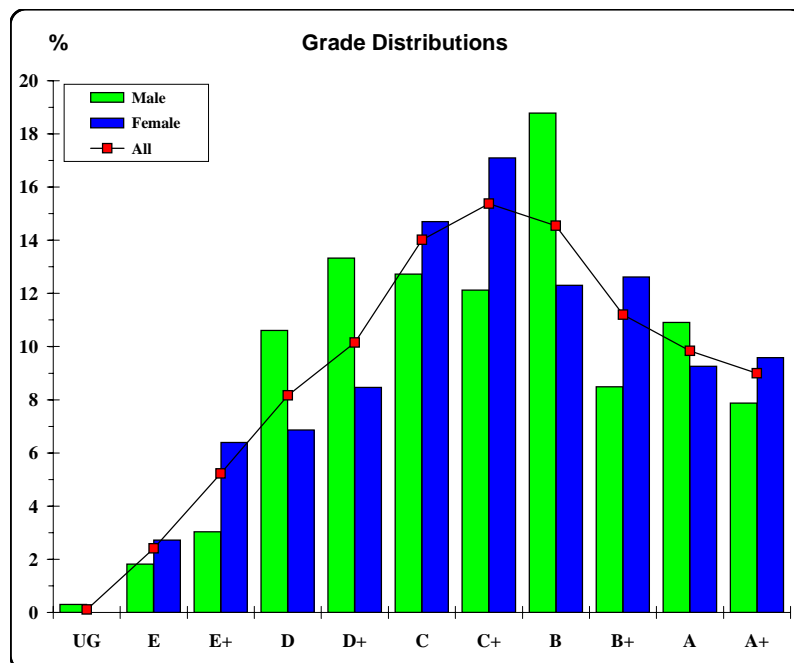
## Theatre Studies

### Graded Assessment 2 MONOLOGUE PERFORMANCE EXAMINATION 2007

Table of Grade Distributions: male, female and all students assessed

GRADE	UG	E	E+	D	D+	C	C+	B	B+	A	A+	Total
Male n	1	6	10	35	44	42	40	62	28	36	26	330
Male %	0	2	3	11	13	13	12	19	8	11	8	100
Female n	0	17	40	43	53	92	107	77	79	58	60	626
Female %	0	3	6	7	8	15	17	12	13	9	10	100
All n	1	23	50	78	97	134	147	139	107	94	86	956
All %	0	2	5	8	10	14	15	15	11	10	9	100
Cumul n	1	24	74	152	249	383	530	669	776	870	956	
Cumul %	0	3	8	16	26	40	55	70	81	91	100	
Score Ranges	0-24	25-84	85-103	104-115	116-124	125-133	134-141	142-151	152-157	158-163	164-168	Max 168

Summary Statistics:	
Mean	136.4
Std. dev.	23.2
Median	C+
Not Assessed:	
Male n	36
Male %	10
Female n	61
Female %	9
All n	97
All %	9
Total Enrolments inc Not Assessed:	
Male n	366
Female n	687
All n	1053



The VCAA provides curriculum and assessment for Prep to Year 12. The VCAA is a statutory body directly responsible to the Minister for Education and serves government and non-government schools.





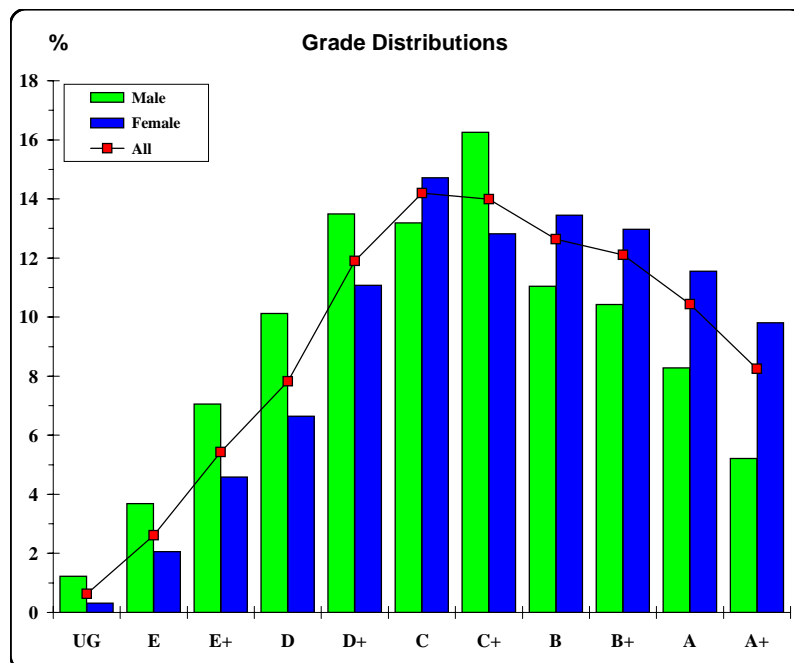
## Theatre Studies

### Graded Assessment 3 WRITTEN EXAMINATION 2007

Table of Grade Distributions: male, female and all students assessed

GRADE	UG	E	E+	D	D+	C	C+	B	B+	A	A+	Total
Male n	4	12	23	33	44	43	53	36	34	27	17	326
Male %	1	4	7	10	13	13	16	11	10	8	5	100
Female n	2	13	29	42	70	93	81	85	82	73	62	632
Female %	0	2	5	7	11	15	13	13	13	12	10	100
All n	6	25	52	75	114	136	134	121	116	100	79	958
All %	1	3	5	8	12	14	14	13	12	10	8	100
Cumul n	6	31	83	158	272	408	542	663	779	879	958	
Cumul %	1	3	9	16	28	43	57	69	81	92	100	
Score Ranges	0-19	20-32	33-43	44-50	51-58	59-65	66-71	72-77	78-83	84-90	91-100	Max 100

Summary Statistics:	
Mean	67.4
Std. dev.	17.0
Median	C+
Not Assessed:	
Male n	40
Male %	11
Female n	55
Female %	8
All n	95
All %	9
Total Enrolments inc Not Assessed:	
Male n	366
Female n	687
All n	1053



The VCAA provides curriculum and assessment for Prep to Year 12. The VCAA is a statutory body directly responsible to the Minister for Education and serves government and non-government schools.

