



Victorian Certificate of Education 2011

SUPERVISOR TO ATTACH PROCESSING LABEL HERE

STUDENT NUMBER

Figures

Words

Letter

--

MUSIC PERFORMANCE

Aural and written examination

Wednesday 16 November 2011

Reading time: 9.00 am to 9.15 am (15 minutes)

Writing time: 9.15 am to 10.45 am (1 hour 30 minutes)

QUESTION AND ANSWER BOOK

Structure of book

<i>Section</i>	<i>Number of questions</i>	<i>Number of questions to be answered</i>	<i>Number of marks</i>
A	14	14	80
B	2	2	20
			Total 100

- Students are permitted to bring into the examination room: pens, pencils, highlighters, erasers, sharpeners and rulers.
- Students are NOT permitted to bring into the examination room: blank sheets of paper and/or white out liquid/tape.
- No calculator is allowed in this examination.

Materials supplied

- Question and answer book of 19 pages including blank manuscript paper for rough working on pages 11 and 12.
- An audio compact disc will run continuously throughout Sections A and B of the examination. The audio compact disc will run for approximately 79 minutes 11 seconds.

Instructions

- Write your **student number** in the space provided above on this page.
- You may write at any time during the running of the audio compact disc, and after it stops.
- All written responses must be in English.

Students are NOT permitted to bring mobile phones and/or any other unauthorised electronic devices into the examination room.

SECTION A – Theory and aural comprehension**Instructions for Section A**

Answer all questions in **pencil**.

An audio compact disc containing music examples will run continuously throughout Section A.

Questions 1, 4, 9, 10, 11, 12, 13 and 14 **do** contain audio material. Questions 2, 3, 5, 6, 7 and 8 **do not** contain any audio material.

Part 1: Intervals**Question 1 – Identify intervals presented aurally**

Identify the quality and size of each of the **six** intervals played. Each interval will be played three times – the first time melodically, the second time harmonically and the third time melodically.

There will be **10 seconds silence** after each interval.

1. _____ 2. _____ 3. _____

4. _____ 5. _____ 6. _____

6 marks

Question 2 – Identify written intervals

(2 minutes and 30 seconds silent working time)

Identify the quality and size of each of the following written intervals.

1. _____ 2. _____ 3. _____ 4. _____

4 marks

Question 3 – Write intervals

(2 minutes and 30 seconds silent working time)

Write each of the following intervals above or below the given notes as indicated.

Major 2nd
abovePerfect 5th
belowMajor 6th
belowMinor 7th
above

4 marks

Part 2: Scales and modes**Question 4 – Identify scales/modes presented aurally**

Listen to the following scales and modes.

Identify each scale or mode.

Each example will be played ascending and descending twice.

There will be **5 seconds silence** after each playing.

1. _____

2. _____

3. _____


4. _____

4 marks


Question 5 – Identify written scales/modes

(2 minutes and 30 seconds silent working time)


Identify the following scale or mode forms.




1. _____



2. _____



3. _____



4. _____


4 marks

Question 6 – Write scales/modes


(2 minutes and 30 seconds silent working time)

Write the following scales or modes, beginning on the given note, using the rhythmic value of the given note.

Dorian mode one octave ascending



Major (do) pentatonic one octave descending



3 + 3 = 6 marks

Part 3: Chords and chord progressions

Question 7 – Identify written chords

(2 minutes and 30 seconds silent working time)

Identify each of the following chord qualities from the list of alternatives.

Major 7 Dominant 7 Diminished 7 Minor 7



1. _____

Major Minor Diminished Augmented



2. _____

Major 7 Dominant 7 Diminished 7 Minor 7



3. _____

Major Minor Diminished Augmented



4. _____

4 marks

Question 8 – Write chords

(2 minutes and 30 seconds silent working time)

Write the chords indicated using the given clefs.

Eb Major

D suspended 4

C Minor

G Augmented



4 marks

Question 9 – Identify chords presented aurally

Listen to the following chords and identify the quality of each chord from the list of alternatives.

Each chord will be played in root position **three** times – the first time in block harmony, the second time as an arpeggio and the third time in block harmony.

There will be **5 seconds silence** after each chord.

Major Minor Suspended 4 Augmented

1. _____

Major 7 Minor 7 Diminished 7 Dominant 7

2. _____

Major Minor Suspended 4 Augmented

3. _____

Major 7 Minor 7 Diminished 7 Dominant 7

4. _____

4 marks

Question 10 – Harmonic transcription

A chord progression will be played **six** times. All chords will be in root position.

The first chord is given. Listen to the chord progression and identify the other five chords.

Use the chord terminology with which you are most familiar.

Use only **one** of the answer formats below.

First playing of the harmonic progression (20 seconds silence)

Second playing of the harmonic progression (20 seconds silence)

Third playing of the harmonic progression (20 seconds silence)

Fourth playing of the harmonic progression (20 seconds silence)

Fifth playing of the harmonic progression (20 seconds silence)

Sixth and final playing of the harmonic progression (40 seconds silence)

Identify each chord in the appropriately numbered space.

1. D Minor 2. _____ 3. _____ 4. _____ 5. _____ 6. _____

OR

Identify each chord in the appropriately numbered space.

1. i Minor 2. _____ 3. _____ 4. _____ 5. _____ 6. _____

OR

Complete the blank spaces of the harmonic grid with the bass note and quality of each chord.

Harmonic grid	1.	2.	3.	4.	5.	6.
Bass note	D					
Quality	Minor					

10 marks

Part 4: Melody

Question 11 – Melodic recognition

a. Listen to the following **horn** melody with bassoon accompaniment.

Circle the correct version of the missing **horn** melody in bars 3 to 6 from the alternatives (A to D) below.

The excerpt will be played **three** times.

There will be **10 seconds silence** between each playing.

1. 2. 3. 4.

Horn

Bassoon

5. 6. 7. 8.

Hn.

Bsn.

A.

3. 4. 5. 6.

B.

3. 4. 5. 6.

C.

3. 4. 5. 6.

D.

3. 4. 5. 6.

2 marks

b. Listen to the following **flute** melody with violoncello accompaniment.

Circle the correct version of the missing **flute** melody in bars 3 to 6 from the alternatives (A to D) below.

The excerpt will be played **three** times.

There will be **10 seconds silence** between each playing.

1. 2. 3. 4.

Flute

Violoncello

5. 6. 7. 8.

Fl.

Vc.

A.

3. 4. 5. 6.

B.

3. 4. 5. 6.

C.

3. 4. 5. 6.

D.

3. 4. 5. 6.

2 marks

Question 12 – Melodic transcription

An excerpt of a work for **oboe** accompanied by pianoforte and snare drum will be played **six** times.

The time signature, rhythm of the melody and the first note of the melody are given.

A one-bar count-in will precede each playing.

Transcribe the missing melody in the space provided, using the rhythm provided above the staff.

First playing of the melodic transcription (25 seconds silence)

Second playing of the melodic transcription (25 seconds silence)

Third playing of the melodic transcription (30 seconds silence)

Fourth playing of the melodic transcription (30 seconds silence)

Fifth playing of the melodic transcription (30 seconds silence)

Sixth and final playing of the melodic transcription (1 minute silence)

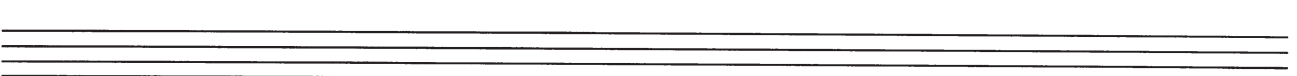



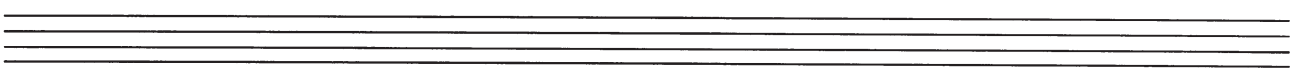





Oboe

Pianoforte

Snare Drum

10 marks

Blank manuscript for rough working if required.



Blank manuscript for rough working if required.

The page contains ten blank musical staves, each consisting of five horizontal lines. The staves are arranged vertically down the page, providing space for rough working.

Part 5: Rhythm

Question 13 – Rhythmic recognition

a. Listen to the following eight-bar rhythm.

Circle the correct version of the missing **snare drum** rhythm in bars 5 to 8 from the alternatives (A to D) below.

The rhythm will be played **three** times.

There will be **10 seconds silence** between each playing.

The musical notation consists of two staves: Triangle and Snare Drum. The time signature is 6/8. The first four bars are numbered 1 through 4. The Snare Drum part in bars 5 through 8 is missing. Below the main notation are four alternatives labeled A, B, C, and D, each showing a different Snare Drum rhythm for bars 5 through 8.

2 marks

b. Listen to the following eight-bar rhythm.

Circle the correct version of the missing **tambourine** rhythm in bars 3 to 6 from the alternatives (A to D) below.

The rhythm will be played **three** times.

There will be **10 seconds silence** between each playing.

1. 2. 3. 3.

4. 5.

6. 7. 8.

A. 3. 4. 5. 6.

B. 3. 4. 5. 6.

C. 3. 4. 5. 6.

D. 3. 4. 5. 6.

2 marks

Question 14 – Rhythmic transcription

The following excerpt for **clarinet**, **violin**, **trombone** and **snare drum** will be played **six** times.

Notes are missing from the four bars marked with an asterisk.

Transcribe only the rhythm of the music onto the blank bars where indicated, by the asterisk, in the four-part score.

First playing of the rhythmic transcription (20 seconds silence)

Second playing of the rhythmic transcription (20 seconds silence)

Third playing of the rhythmic transcription (25 seconds silence)

Fourth playing of the rhythmic transcription (25 seconds silence)

Fifth playing of the rhythmic transcription (25 seconds silence)

Sixth and final playing of the rhythmic transcription (45 seconds silence)

There will be a two-bar count-in.

Clarinet in B \flat

Violin

Trombone

Snare Drum

12 marks

SECTION B – Analysis of pre-recorded works**Instructions for Section B**

Answer all questions in **pen or pencil**.

The audio compact disc containing music excerpts will continue to run throughout Section B.

Questions 15 and 16 both feature audio material. Each question will focus on one music excerpt. There will be silent working time after each playing (as indicated).

Question 15

Excerpt: *Down Down Down* created and performed by Flap!

Due to copyright restriction,
this excerpt is not supplied.

First playing (0'53'') – 2 minutes silence

Second playing (0'53'') – 2 minutes silence

Third playing (0'53'') – 3 minutes silence

Describe ways the performers have interpreted expressive elements of music to create character in this performance.

In your answer you may refer to the following.

- tone colour
- balance of music parts/lines
- melodic/rhythmic ornamentation

8 marks

