

Chemistry

Graded Assessment 1 COURSEWORK UNIT 3 2022

Table of Grade Distribution by Gender

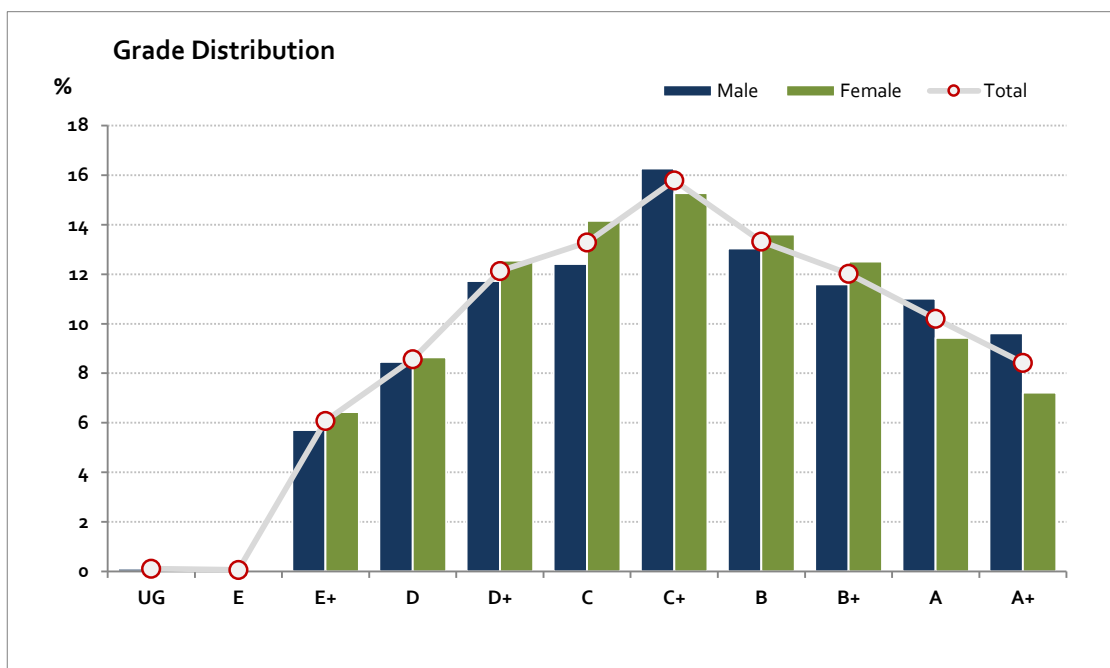
Grade		UG	E	E+	D	D+	C	C+	B	B+	A	A+	NR	Total
Male	n	6	3	304	450	624	661	866	694	617	586	512	0	5,323
	%	0.1	0.1	5.7	8.5	11.7	12.4	16.3	13.0	11.6	11.0	9.6	0.0	100.0
Female	n	5	4	336	451	655	739	797	710	653	492	377	0	5,219
	%	0.1	0.1	6.4	8.6	12.6	14.2	15.3	13.6	12.5	9.4	7.2	0.0	100.0
Gender X	n	1	0	3	5	4	5	6	5	1	1	2	0	33
	%	3.0	0.0	9.1	15.2	12.1	15.2	18.2	15.2	3.0	3.0	6.1	0.0	100.0
Total	n	12	7	643	906	1,283	1,405	1,669	1,409	1,271	1,079	891	0	10,575
	%	0.1	0.1	6.1	8.6	12.1	13.3	15.8	13.3	12.0	10.2	8.4	0.0	100.0
Score Ranges		0-9	10-12	13-39	40-47	48-55	56-63	64-72	73-79	80-86	87-93	94-100	N/A	Max 100

For privacy reasons, a gender with less than 5 students assessed has been assigned to the category of NR (Not Reported).

Summary Statistics:	
Mean	68.1
Std Dev	18.3
Median	C+

Not Assessed:	
Male	142
Female	133
Gender X	0
Total	275

Total Enrolments incl. Not Assessed:	
Male	5,465
Female	5,352
Gender X	33
Total	10,850



Gender X numbers are too low for a graph to be meaningful

The above 2022 information includes students from both the 2022 Victorian academic calendar year and the 2023 Northern Hemisphere Timetable (academic year from July to June). The NHT academic year results are subject to equating to ensure comparability with the results of the cohort assessed in the preceding calendar year.

Chemistry

Graded Assessment 2 COURSEWORK UNIT 4 2022

Table of Grade Distribution by Gender

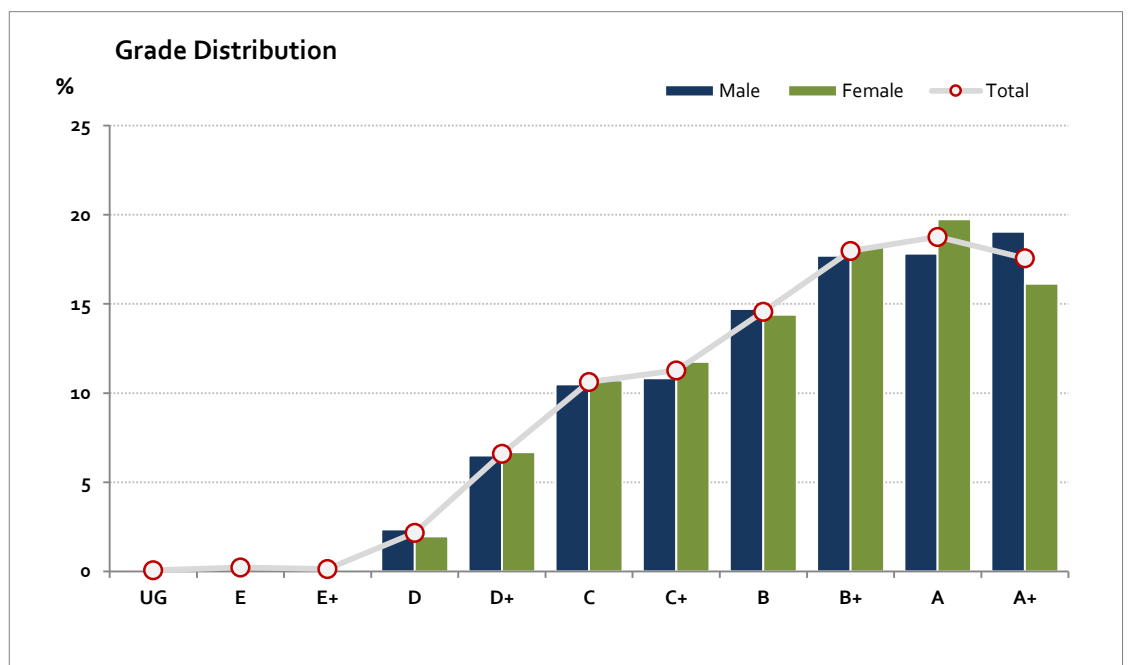
Grade		UG	E	E+	D	D+	C	C+	B	B+	A	A+	NR	Total
Male	n	3	15	10	124	341	551	569	773	930	936	1,000	0	5,252
	%	0.1	0.3	0.2	2.4	6.5	10.5	10.8	14.7	17.7	17.8	19.0	0.0	100.0
Female	n	4	9	5	101	344	551	604	740	939	1,015	829	0	5,141
	%	0.1	0.2	0.1	2.0	6.7	10.7	11.7	14.4	18.3	19.7	16.1	0.0	100.0
Gender X	n	0	0	0	1	4	6	3	6	5	5	2	0	32
	%	0.0	0.0	0.0	3.1	12.5	18.8	9.4	18.8	15.6	15.6	6.3	0.0	100.0
Total	n	7	24	15	226	689	1,108	1,176	1,519	1,874	1,956	1,831	0	10,425
	%	0.1	0.2	0.1	2.2	6.6	10.6	11.3	14.6	18.0	18.8	17.6	0.0	100.0
Score Ranges		0-8	9-17	18-21	22-35	36-42	43-49	50-55	56-62	63-70	71-79	80-90	N/A	Max 90

For privacy reasons, a gender with less than 5 students assessed has been assigned to the category of NR (Not Reported).

Summary Statistics:	
Mean	63.7
Std Dev	15.2
Median	B+

Not Assessed:	
Male	213
Female	211
Gender X	1
Total	425

Total Enrolments incl. Not Assessed:	
Male	5,465
Female	5,352
Gender X	33
Total	10,850



Gender X numbers are too low for a graph to be meaningful

The above 2022 information includes students from both the 2022 Victorian academic calendar year and the 2023 Northern Hemisphere Timetable (academic year from July to June). The NHT academic year results are subject to equating to ensure comparability with the results of the cohort assessed in the preceding calendar year.

Chemistry

Graded Assessment 3 WRITTEN EXAMINATION 2022

Table of Grade Distribution by Gender

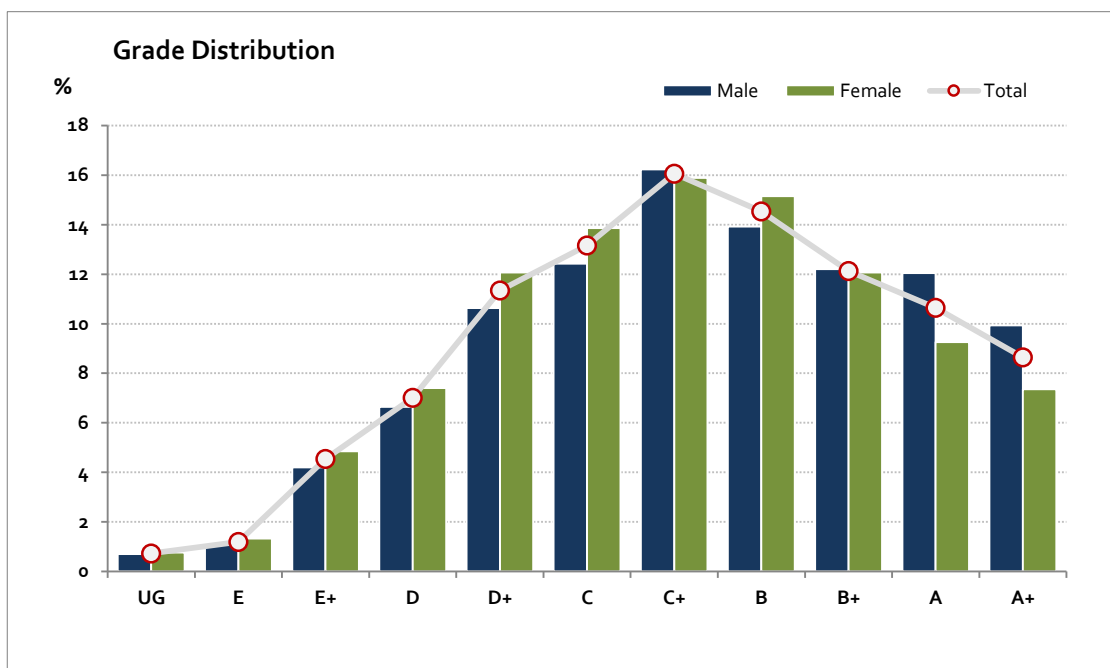
Grade		UG	E	E+	D	D+	C	C+	B	B+	A	A+	NR	Total
Male	n	37	56	220	348	557	651	850	729	639	631	520	0	5,238
	%	0.7	1.1	4.2	6.6	10.6	12.4	16.2	13.9	12.2	12.0	9.9	0.0	100.0
Female	n	39	68	249	380	619	711	815	777	619	475	377	0	5,129
	%	0.8	1.3	4.9	7.4	12.1	13.9	15.9	15.1	12.1	9.3	7.4	0.0	100.0
Gender X	n	0	0	4	1	4	6	5	5	3	1	2	0	31
	%	0.0	0.0	12.9	3.2	12.9	19.4	16.1	16.1	9.7	3.2	6.5	0.0	100.0
Total	n	76	124	473	729	1,180	1,368	1,670	1,511	1,261	1,107	899	0	10,398
	%	0.7	1.2	4.5	7.0	11.3	13.2	16.1	14.5	12.1	10.6	8.6	0.0	100.0
Score Ranges		0-18	19-25	26-38	39-54	55-76	77-99	100-125	126-147	148-167	168-188	189-240	N/A	Max 240

For privacy reasons, a gender with less than 5 students assessed has been assigned to the category of NR (Not Reported).

Summary Statistics:	
Mean	117.5
Std Dev	50.6
Median	C+

Not Assessed:	
Male	227
Female	223
Gender X	2
Total	452

Total Enrolments incl. Not Assessed:	
Male	5,465
Female	5,352
Gender X	33
Total	10,850



Gender X numbers are too low for a graph to be meaningful

The above 2022 information includes students from both the 2022 Victorian academic calendar year and the 2023 Northern Hemisphere Timetable (academic year from July to June). The NHT academic year results are subject to equating to ensure comparability with the results of the cohort assessed in the preceding calendar year.