

## LOTE French

### Graded Assessment 1 COURSEWORK UNIT 3 2022

Table of Grade Distribution by Gender

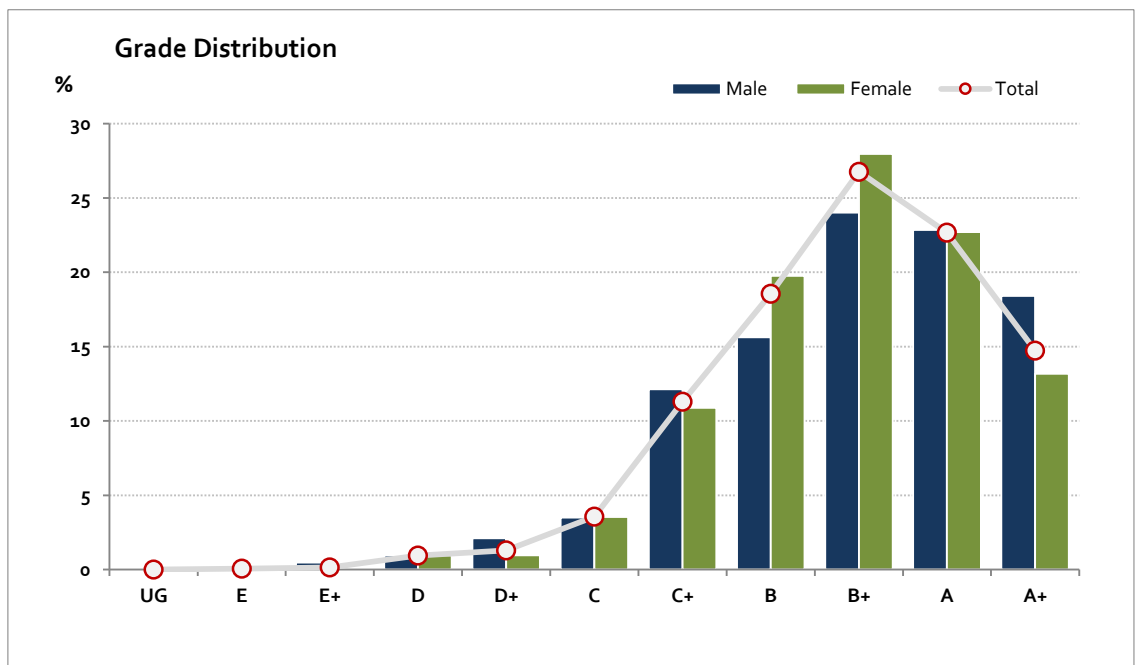
Grade		UG	E	E+	D	D+	C	C+	B	B+	A	A+	NR	Total
Male	n	0	0	2	4	9	15	52	67	103	98	79	0	429
	%	0.0	0.0	0.5	0.9	2.1	3.5	12.1	15.6	24.0	22.8	18.4	0.0	100.0
Female	n	0	1	0	10	10	37	114	207	293	238	138	0	1,048
	%	0.0	0.1	0.0	1.0	1.0	3.5	10.9	19.8	28.0	22.7	13.2	0.0	100.0
Gender X	n	0	0	0	0	0	1	2	2	2	1	2	0	10
	%	0.0	0.0	0.0	0.0	0.0	10.0	20.0	20.0	20.0	10.0	20.0	0.0	100.0
Total	n	0	1	2	14	19	53	168	276	398	337	219	0	1,487
	%	0.0	0.1	0.1	0.9	1.3	3.6	11.3	18.6	26.8	22.7	14.7	0.0	100.0
Score Ranges		0-4	5-9	10-14	15-21	22-23	24-26	27-30	31-34	35-39	40-44	45-50	N/A	Max 50

For privacy reasons, a gender with less than 5 students assessed has been assigned to the category of NR (Not Reported).

Summary Statistics:	
Mean	37
Std Dev	6.7
Median	B+

Not Assessed:	
Male	8
Female	14
Gender X	3
Total	25

Total Enrolments incl. Not Assessed:	
Male	437
Female	1,062
Gender X	13
Total	1,512



Gender X data are not shown in the graph due to either (i) numbers are too low for a graph to be meaningful or (ii) there are no data.

## LOTE French

### Graded Assessment 2 COURSEWORK UNIT 4 2022

Table of Grade Distribution by Gender

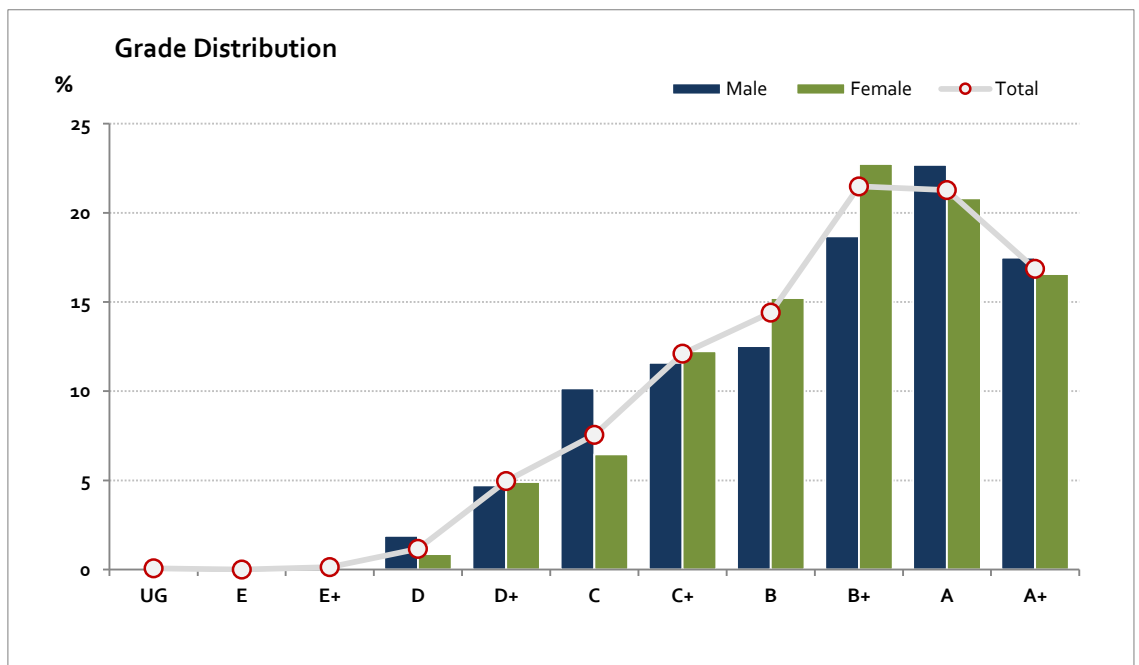
Grade		UG	E	E+	D	D+	C	C+	B	B+	A	A+	NR	Total
Male	n	0	0	1	8	20	43	49	53	79	96	74	0	423
	%	0.0	0.0	0.2	1.9	4.7	10.2	11.6	12.5	18.7	22.7	17.5	0.0	100.0
Female	n	1	0	1	9	51	67	127	158	236	216	172	0	1,038
	%	0.1	0.0	0.1	0.9	4.9	6.5	12.2	15.2	22.7	20.8	16.6	0.0	100.0
Gender X	n	0	0	0	0	2	1	2	1	1	1	2	0	10
	%	0.0	0.0	0.0	0.0	20.0	10.0	20.0	10.0	10.0	10.0	20.0	0.0	100.0
Total	n	1	0	2	17	73	111	178	212	316	313	248	0	1,471
	%	0.1	0.0	0.1	1.2	5.0	7.5	12.1	14.4	21.5	21.3	16.9	0.0	100.0
Score Ranges		0-4	5-9	10-14	15-21	22-26	27-29	30-32	33-35	36-39	40-44	45-50	N/A	Max 50

For privacy reasons, a gender with less than 5 students assessed has been assigned to the category of NR (Not Reported).

Summary Statistics:	
Mean	37.2
Std Dev	7
Median	B+

Not Assessed:	
Male	14
Female	24
Gender X	3
Total	41

Total Enrolments incl. Not Assessed:	
Male	437
Female	1,062
Gender X	13
Total	1,512



Gender X data are not shown in the graph due to either (i) numbers are too low for a graph to be meaningful or (ii) there are no data.

## LOTE French

### Graded Assessment 3 ORAL AND WRITTEN EXAMINATION 2022

Table of Grade Distribution by Gender

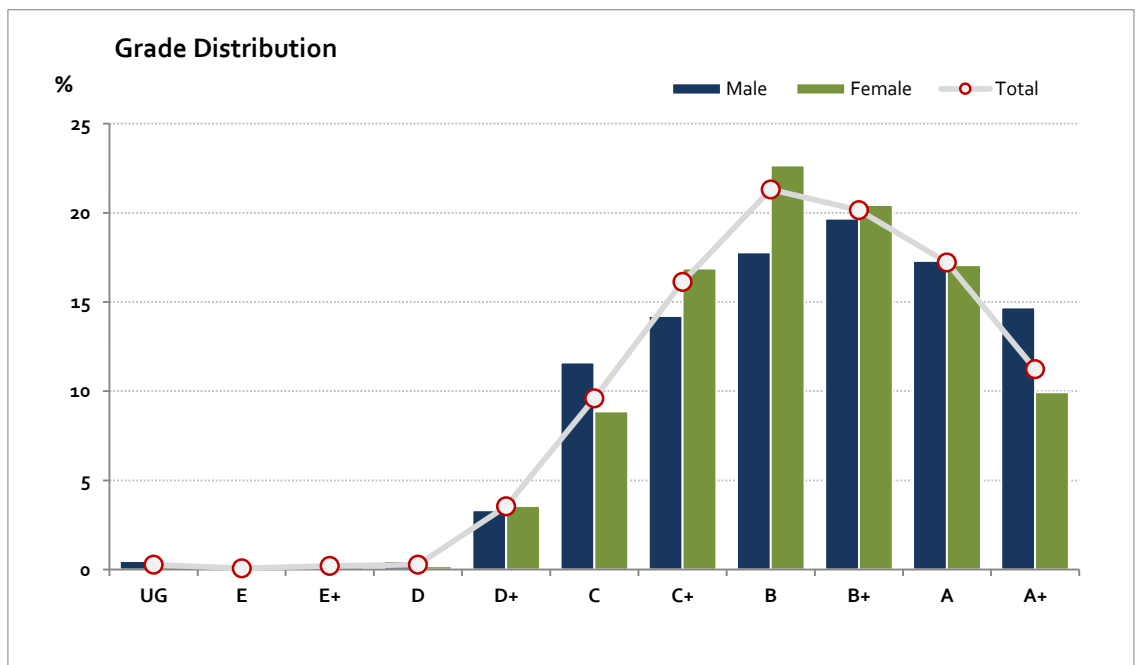
Grade		UG	E	E+	D	D+	C	C+	B	B+	A	A+	NR	Total
Male	n	2	1	1	2	14	49	60	75	83	73	62	0	422
	%	0.5	0.2	0.2	0.5	3.3	11.6	14.2	17.8	19.7	17.3	14.7	0.0	100.0
Female	n	2	0	2	2	37	92	175	235	212	177	103	0	1,037
	%	0.2	0.0	0.2	0.2	3.6	8.9	16.9	22.7	20.4	17.1	9.9	0.0	100.0
Gender X	n	0	0	0	0	1	0	2	3	1	3	0	0	10
	%	0.0	0.0	0.0	0.0	10.0	0.0	20.0	30.0	10.0	30.0	0.0	0.0	100.0
Total	n	4	1	3	4	52	141	237	313	296	253	165	0	1,469
	%	0.3	0.1	0.2	0.3	3.5	9.6	16.1	21.3	20.1	17.2	11.2	0.0	100.0
Score Ranges		0-39	40-48	49-57	58-70	71-116	117-159	160-194	195-238	239-280	281-326	327-400	N/A	Max 400

For privacy reasons, a gender with less than 5 students assessed has been assigned to the category of NR (Not Reported).

Summary Statistics:	
Mean	235.9
Std Dev	70.8
Median	B

Not Assessed:	
Male	15
Female	25
Gender X	3
Total	43

Total Enrolments incl. Not Assessed:	
Male	437
Female	1,062
Gender X	13
Total	1,512



Gender X data are not shown in the graph due to either (i) numbers are too low for a graph to be meaningful or (ii) there are no data.