

LOTE Greek

Graded Assessment 1 COURSEWORK UNIT 3 2022

Table of Grade Distribution by Gender

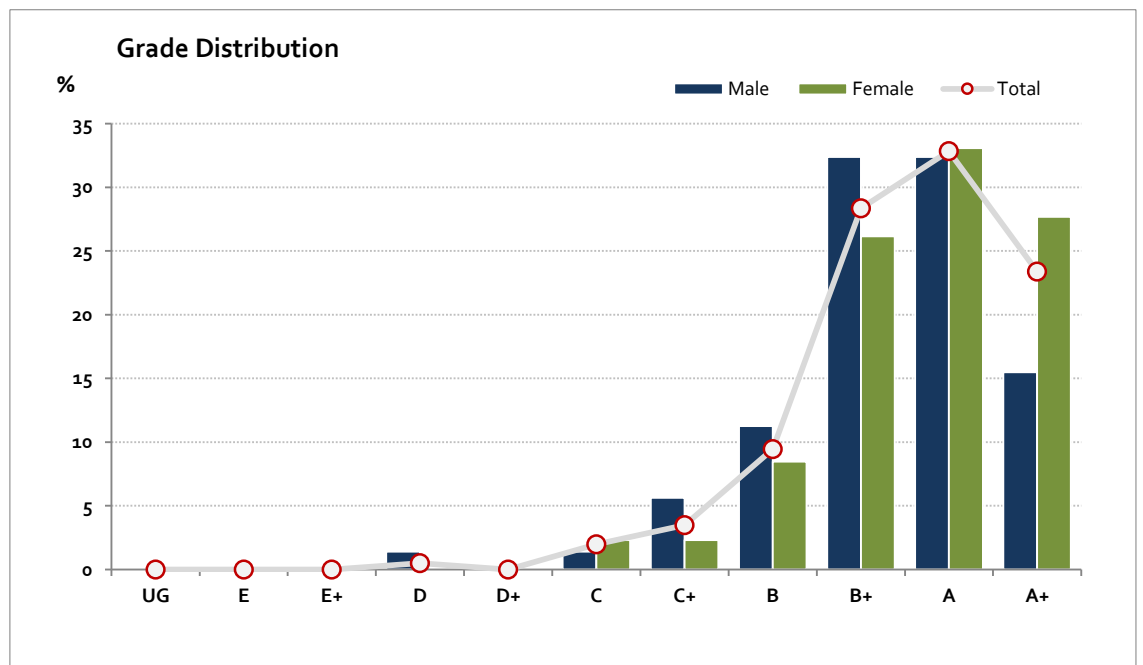
Grade	UG	E	E+	D	D+	C	C+	B	B+	A	A+	NR	Total	
Male	n	0	0	0	1	0	1	4	8	23	23	11	0	71
	%	0.0	0.0	0.0	1.4	0.0	1.4	5.6	11.3	32.4	32.4	15.5	0.0	100.0
Female	n	0	0	0	0	0	3	3	11	34	43	36	0	130
	%	0.0	0.0	0.0	0.0	0.0	2.3	2.3	8.5	26.2	33.1	27.7	0.0	100.0
Gender X	n	0	0	0	0	0	0	0	0	0	0	0	0	0
	%	0.0	0.0	0.0	0.0	0.0	0.0	0.0	0.0	0.0	0.0	0.0	0.0	0.0
Total	n	0	0	0	1	0	4	7	19	57	66	47	0	201
	%	0.0	0.0	0.0	0.5	0.0	2.0	3.5	9.5	28.4	32.8	23.4	0.0	100.0
Score Ranges		0-4	5-9	10-14	15-19	20-24	25-26	27-30	31-34	35-38	39-45	46-50	N/A	Max 50

For privacy reasons, a gender with less than 5 students assessed has been assigned to the category of NR (Not Reported).

Summary Statistics:	
Mean	39.9
Std Dev	6.1
Median	A

Not Assessed:	
Male	6
Female	4
Gender X	0
Total	10

Total Enrolments incl. Not Assessed:	
Male	77
Female	134
Gender X	0
Total	211



Gender X data are not shown in the graph due to either (i) numbers are too low for a graph to be meaningful or (ii) there are no data.

LOTE Greek

Graded Assessment 2 COURSEWORK UNIT 4 2022

Table of Grade Distribution by Gender

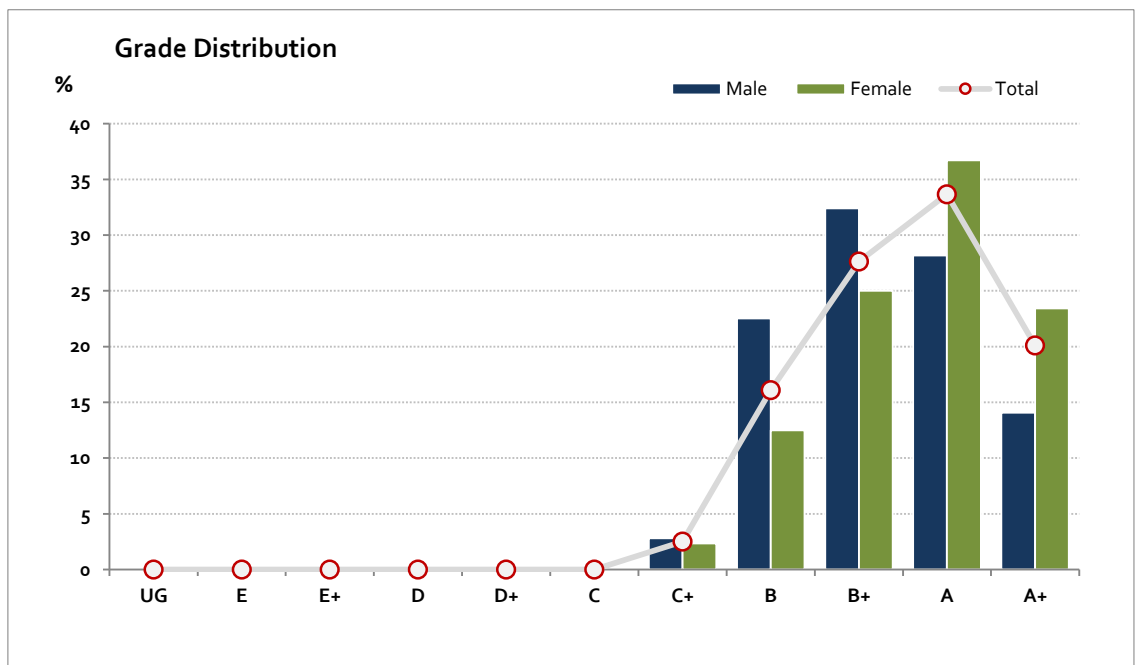
Grade		UG	E	E+	D	D+	C	C+	B	B+	A	A+	NR	Total
Male	n	0	0	0	0	0	0	2	16	23	20	10	0	71
	%	0.0	0.0	0.0	0.0	0.0	0.0	2.8	22.5	32.4	28.2	14.1	0.0	100.0
Female	n	0	0	0	0	0	0	3	16	32	47	30	0	128
	%	0.0	0.0	0.0	0.0	0.0	0.0	2.3	12.5	25.0	36.7	23.4	0.0	100.0
Gender X	n	0	0	0	0	0	0	0	0	0	0	0	0	0
	%	0.0	0.0	0.0	0.0	0.0	0.0	0.0	0.0	0.0	0.0	0.0	0.0	0.0
Total	n	0	0	0	0	0	0	5	32	55	67	40	0	199
	%	0.0	0.0	0.0	0.0	0.0	0.0	2.5	16.1	27.6	33.7	20.1	0.0	100.0
Score Ranges		0-2	3-4	5-9	10-14	15-19	20-24	25-27	28-35	36-39	40-46	47-50	N/A	Max 50

For privacy reasons, a gender with less than 5 students assessed has been assigned to the category of NR (Not Reported).

Summary Statistics:	
Mean	40.3
Std Dev	6
Median	A

Not Assessed:	
Male	6
Female	6
Gender X	0
Total	12

Total Enrolments incl. Not Assessed:	
Male	77
Female	134
Gender X	0
Total	211



Gender X data are not shown in the graph due to either (i) numbers are too low for a graph to be meaningful or (ii) there are no data.

LOTE Greek

Graded Assessment 3 ORAL AND WRITTEN EXAMINATION 2022

Table of Grade Distribution by Gender

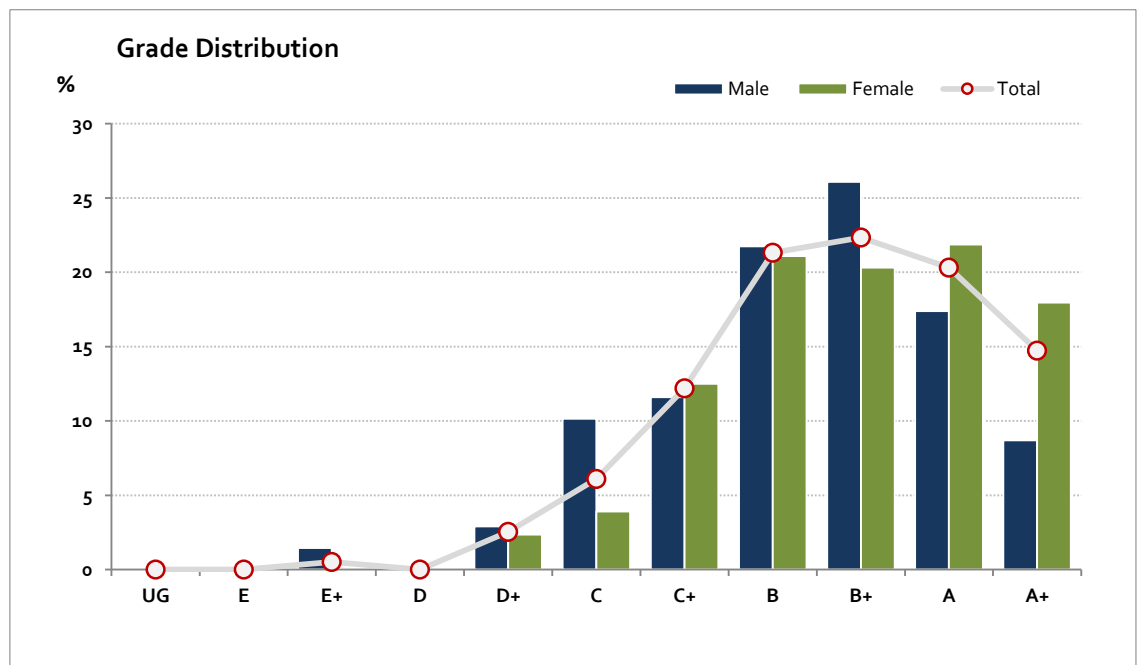
Grade		UG	E	E+	D	D+	C	C+	B	B+	A	A+	NR	Total
Male	n	0	0	1	0	2	7	8	15	18	12	6	0	69
	%	0.0	0.0	1.4	0.0	2.9	10.1	11.6	21.7	26.1	17.4	8.7	0.0	100.0
Female	n	0	0	0	0	3	5	16	27	26	28	23	0	128
	%	0.0	0.0	0.0	0.0	2.3	3.9	12.5	21.1	20.3	21.9	18.0	0.0	100.0
Gender X	n	0	0	0	0	0	0	0	0	0	0	0	0	0
	%	0.0	0.0	0.0	0.0	0.0	0.0	0.0	0.0	0.0	0.0	0.0	0.0	0.0
Total	n	0	0	1	0	5	12	24	42	44	40	29	0	197
	%	0.0	0.0	0.5	0.0	2.5	6.1	12.2	21.3	22.3	20.3	14.7	0.0	100.0
Score Ranges		0-39	40-69	70-88	89-97	98-127	128-166	167-203	204-242	243-275	276-340	341-400	N/A	Max 400

For privacy reasons, a gender with less than 5 students assessed has been assigned to the category of NR (Not Reported).

Summary Statistics:	
Mean	257.7
Std Dev	66.5
Median	B+

Not Assessed:	
Male	8
Female	6
Gender X	0
Total	14

Total Enrolments incl. Not Assessed:	
Male	77
Female	134
Gender X	0
Total	211



Gender X data are not shown in the graph due to either (i) numbers are too low for a graph to be meaningful or (ii) there are no data.