

LOTE Indonesian Second Language

Graded Assessment 1 COURSEWORK UNIT 3 2022

Table of Grade Distribution by Gender

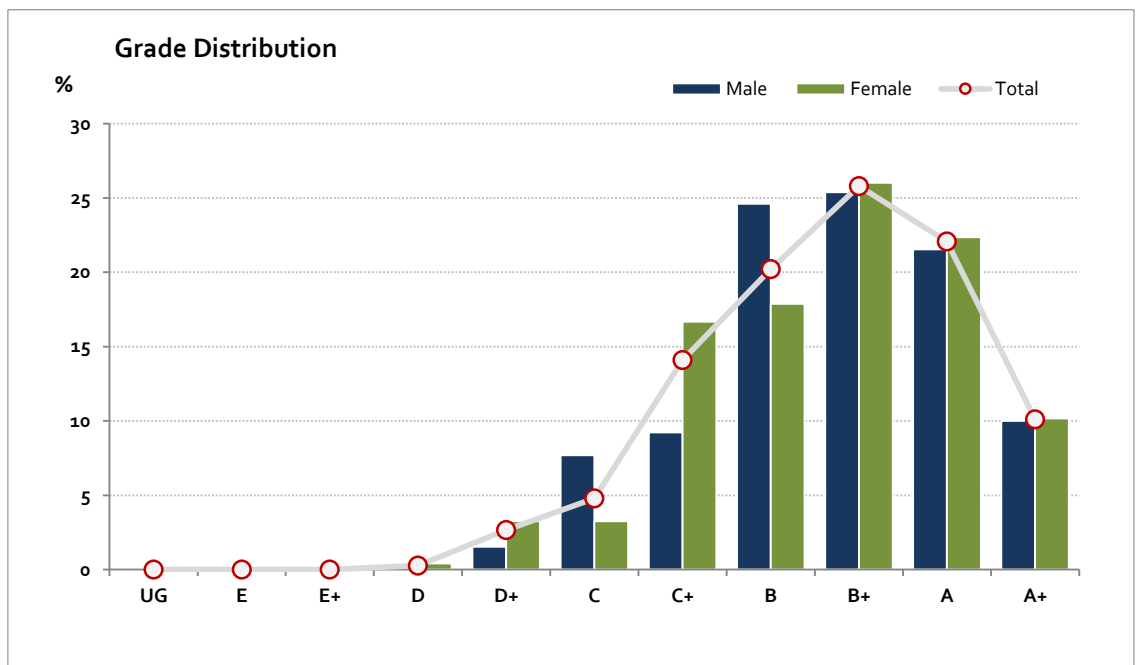
Grade	UG	E	E+	D	D+	C	C+	B	B+	A	A+	NR	Total	
Male	n	0	0	0	0	2	10	12	32	33	28	13	0	130
	%	0.0	0.0	0.0	0.0	1.5	7.7	9.2	24.6	25.4	21.5	10.0	0.0	100.0
Female	n	0	0	0	1	8	8	41	44	64	55	25	0	246
	%	0.0	0.0	0.0	0.4	3.3	3.3	16.7	17.9	26.0	22.4	10.2	0.0	100.0
Gender X	n	0	0	0	0	0	0	0	0	0	0	0	0	0
	%	0.0	0.0	0.0	0.0	0.0	0.0	0.0	0.0	0.0	0.0	0.0	0.0	0.0
Total	n	0	0	0	1	10	18	53	76	97	83	38	0	376
	%	0.0	0.0	0.0	0.3	2.7	4.8	14.1	20.2	25.8	22.1	10.1	0.0	100.0
Score Ranges		0-4	5-9	10-14	15-19	20-24	25-27	28-31	32-35	36-41	42-47	48-50	N/A	Max 50

For privacy reasons, a gender with less than 5 students assessed has been assigned to the category of NR (Not Reported).

Summary Statistics:	
Mean	37.5
Std Dev	7.1
Median	B+

Not Assessed:	
Male	5
Female	7
Gender X	0
Total	12

Total Enrolments incl. Not Assessed:	
Male	135
Female	253
Gender X	0
Total	388



Gender X data are not shown in the graph due to either (i) numbers are too low for a graph to be meaningful or (ii) there are no data.

LOTE Indonesian Second Language

Graded Assessment 2 COURSEWORK UNIT 4 2022

Table of Grade Distribution by Gender

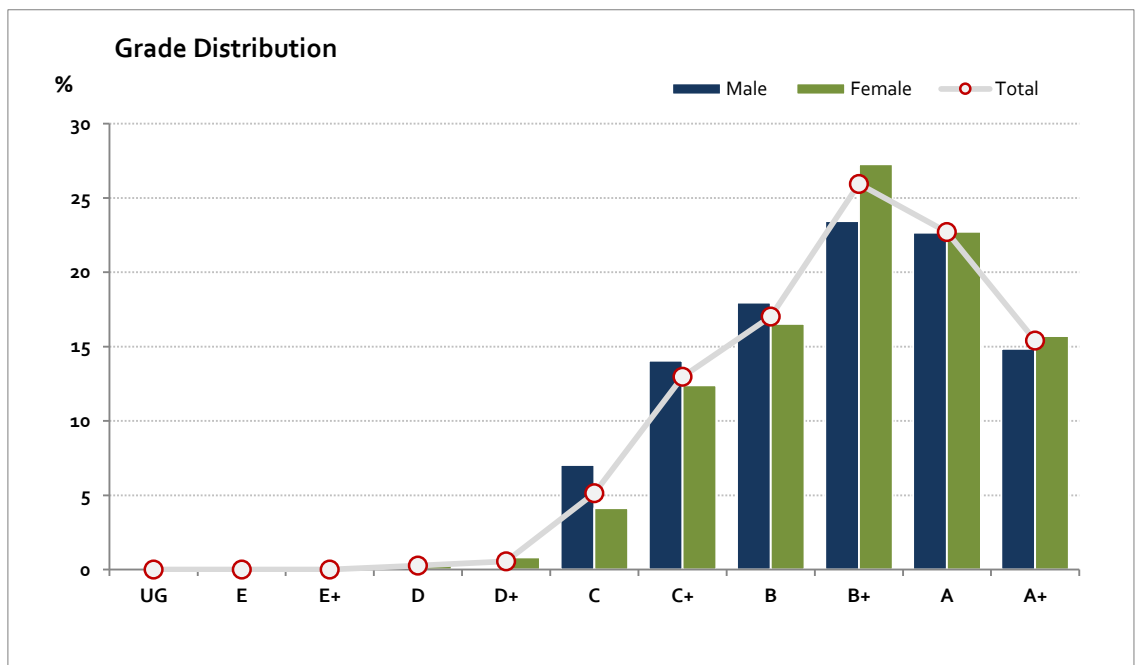
Grade		UG	E	E+	D	D+	C	C+	B	B+	A	A+	NR	Total
Male	n	0	0	0	0	0	9	18	23	30	29	19	0	128
	%	0.0	0.0	0.0	0.0	0.0	7.0	14.1	18.0	23.4	22.7	14.8	0.0	100.0
Female	n	0	0	0	1	2	10	30	40	66	55	38	0	242
	%	0.0	0.0	0.0	0.4	0.8	4.1	12.4	16.5	27.3	22.7	15.7	0.0	100.0
Gender X	n	0	0	0	0	0	0	0	0	0	0	0	0	0
	%	0.0	0.0	0.0	0.0	0.0	0.0	0.0	0.0	0.0	0.0	0.0	0.0	0.0
Total	n	0	0	0	1	2	19	48	63	96	84	57	0	370
	%	0.0	0.0	0.0	0.3	0.5	5.1	13.0	17.0	25.9	22.7	15.4	0.0	100.0
Score Ranges		0-4	5-9	10-14	15-19	20-21	22-26	27-30	31-34	35-39	40-46	47-50	N/A	Max 50

For privacy reasons, a gender with less than 5 students assessed has been assigned to the category of NR (Not Reported).

Summary Statistics:	
Mean	37.6
Std Dev	7.3
Median	B+

Not Assessed:	
Male	7
Female	11
Gender X	0
Total	18

Total Enrolments incl. Not Assessed:	
Male	135
Female	253
Gender X	0
Total	388



Gender X data are not shown in the graph due to either (i) numbers are too low for a graph to be meaningful or (ii) there are no data.

LOTE Indonesian Second Language

Graded Assessment 3 ORAL AND WRITTEN EXAMINATION 2022

Table of Grade Distribution by Gender

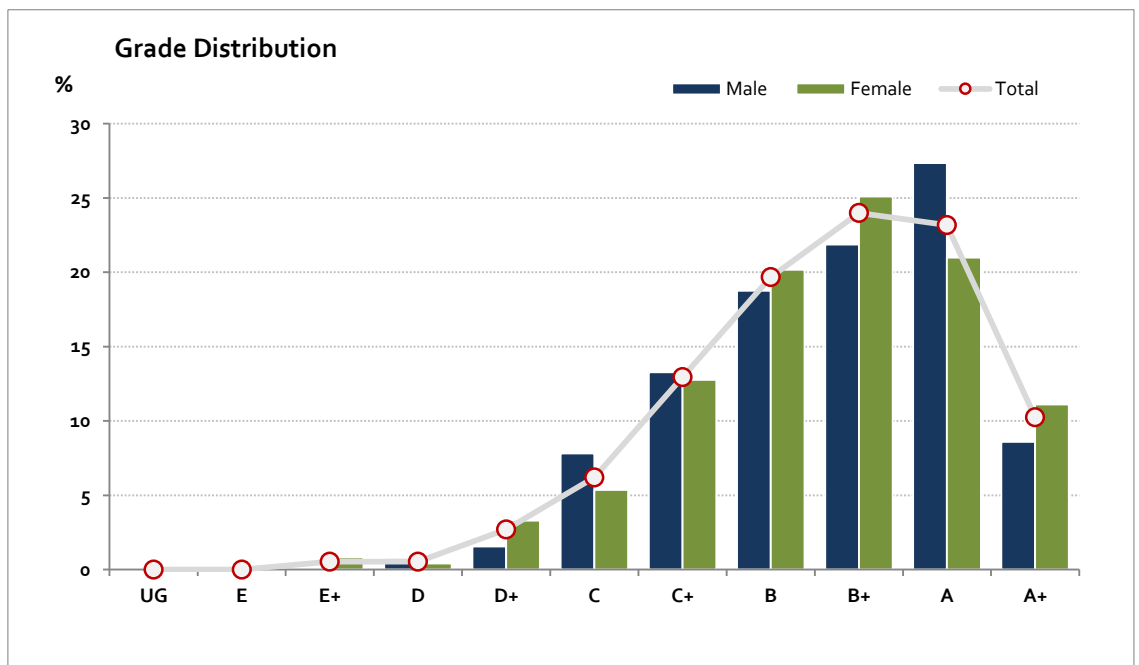
Grade	UG	E	E+	D	D+	C	C+	B	B+	A	A+	NR	Total
Male													
n	0	0	0	1	2	10	17	24	28	35	11	0	128
%	0.0	0.0	0.0	0.8	1.6	7.8	13.3	18.8	21.9	27.3	8.6	0.0	100.0
Female													
n	0	0	2	1	8	13	31	49	61	51	27	0	243
%	0.0	0.0	0.8	0.4	3.3	5.3	12.8	20.2	25.1	21.0	11.1	0.0	100.0
Gender X													
n	0	0	0	0	0	0	0	0	0	0	0	0	0
%	0.0	0.0	0.0	0.0	0.0	0.0	0.0	0.0	0.0	0.0	0.0	0.0	0.0
Total													
n	0	0	2	2	10	23	48	73	89	86	38	0	371
%	0.0	0.0	0.5	0.5	2.7	6.2	12.9	19.7	24.0	23.2	10.2	0.0	100.0
Score Ranges	0-12	13-21	22-30	31-43	44-65	66-92	93-122	123-158	159-216	217-278	279-400	N/A	Max 400

For privacy reasons, a gender with less than 5 students assessed has been assigned to the category of NR (Not Reported).

Summary Statistics:	
Mean	177.2
Std Dev	73
Median	B+

Not Assessed:	
Male	7
Female	10
Gender X	0
Total	17

Total Enrolments incl. Not Assessed:	
Male	135
Female	253
Gender X	0
Total	388



Gender X data are not shown in the graph due to either (i) numbers are too low for a graph to be meaningful or (ii) there are no data.