

LOTE Korean Second Language

Graded Assessment 1 COURSEWORK UNIT 3 2022

Table of Grade Distribution by Gender

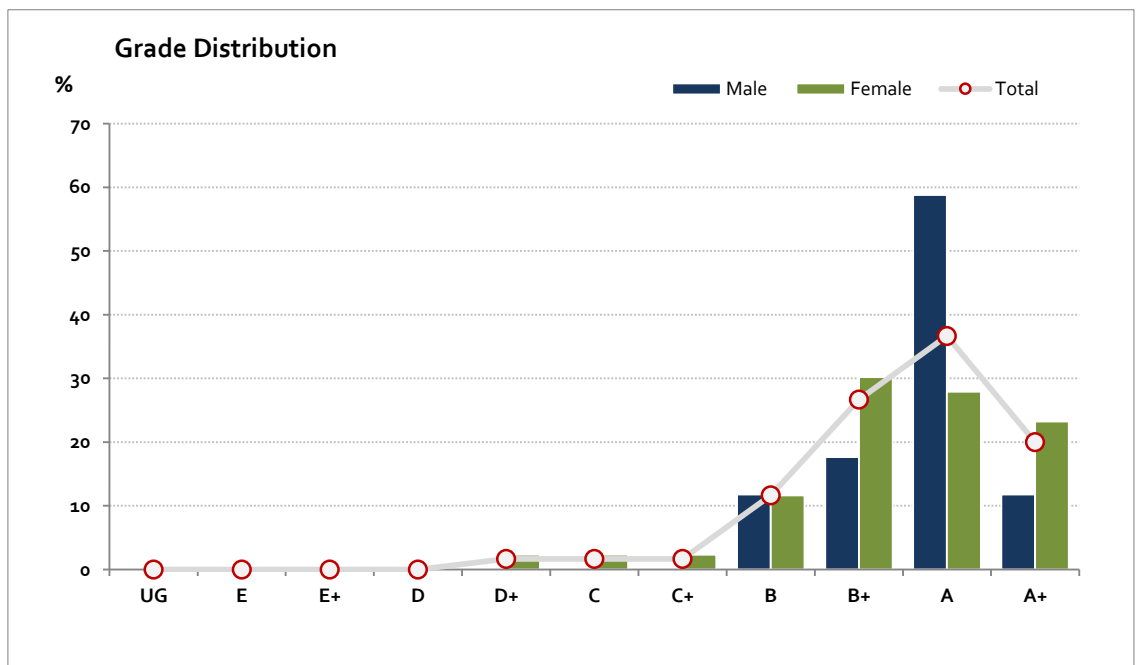
Grade		UG	E	E+	D	D+	C	C+	B	B+	A	A+	NR	Total
Male	n	0	0	0	0	0	0	0	2	3	10	2	0	17
	%	0.0	0.0	0.0	0.0	0.0	0.0	0.0	11.8	17.6	58.8	11.8	0.0	100.0
Female	n	0	0	0	0	1	1	1	5	13	12	10	0	43
	%	0.0	0.0	0.0	0.0	2.3	2.3	2.3	11.6	30.2	27.9	23.3	0.0	100.0
Gender X	n	0	0	0	0	0	0	0	0	0	0	0	0	0
	%	0.0	0.0	0.0	0.0	0.0	0.0	0.0	0.0	0.0	0.0	0.0	0.0	0.0
Total	n	0	0	0	0	1	1	1	7	16	22	12	0	60
	%	0.0	0.0	0.0	0.0	1.7	1.7	1.7	11.7	26.7	36.7	20.0	0.0	100.0
Score Ranges		0-2	3-4	5-9	10-14	15-19	20-24	25-26	27-32	33-39	40-47	48-50	N/A	Max 50

For privacy reasons, a gender with less than 5 students assessed has been assigned to the category of NR (Not Reported).

Summary Statistics:	
Mean	40
Std Dev	7.8
Median	A

Not Assessed:	
Male	0
Female	0
Gender X	0
Total	0

Total Enrolments incl. Not Assessed:	
Male	17
Female	43
Gender X	0
Total	60



Gender X data are not shown in the graph due to either (i) numbers are too low for a graph to be meaningful or (ii) there are no data.

LOTE Korean Second Language

Graded Assessment 2 COURSEWORK UNIT 4 2022

Table of Grade Distribution by Gender

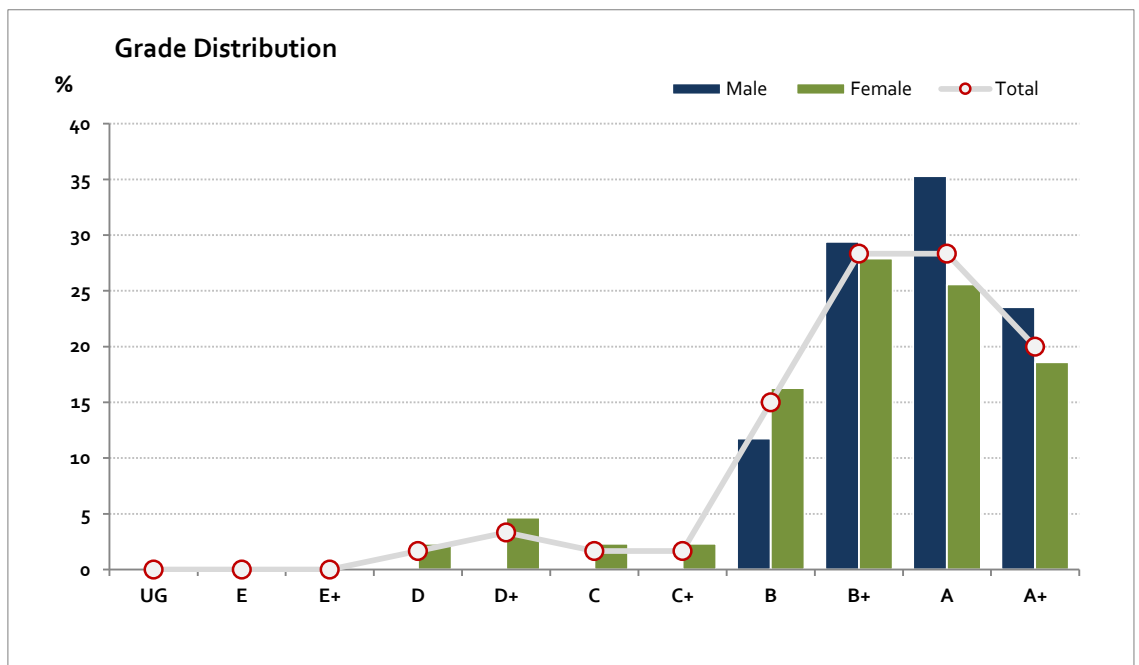
Grade		UG	E	E+	D	D+	C	C+	B	B+	A	A+	NR	Total
Male	n	0	0	0	0	0	0	0	2	5	6	4	0	17
	%	0.0	0.0	0.0	0.0	0.0	0.0	0.0	11.8	29.4	35.3	23.5	0.0	100.0
Female	n	0	0	0	1	2	1	1	7	12	11	8	0	43
	%	0.0	0.0	0.0	2.3	4.7	2.3	2.3	16.3	27.9	25.6	18.6	0.0	100.0
Gender X	n	0	0	0	0	0	0	0	0	0	0	0	0	0
	%	0.0	0.0	0.0	0.0	0.0	0.0	0.0	0.0	0.0	0.0	0.0	0.0	0.0
Total	n	0	0	0	1	2	1	1	9	17	17	12	0	60
	%	0.0	0.0	0.0	1.7	3.3	1.7	1.7	15.0	28.3	28.3	20.0	0.0	100.0
Score Ranges		0-4	5-9	10-14	15-19	20-24	25-26	27-28	29-33	34-40	41-45	46-50	N/A	Max 50

For privacy reasons, a gender with less than 5 students assessed has been assigned to the category of NR (Not Reported).

Summary Statistics:	
Mean	39
Std Dev	7.5
Median	B+

Not Assessed:	
Male	0
Female	0
Gender X	0
Total	0

Total Enrolments incl. Not Assessed:	
Male	17
Female	43
Gender X	0
Total	60



Gender X data are not shown in the graph due to either (i) numbers are too low for a graph to be meaningful or (ii) there are no data.

LOTE Korean Second Language

Graded Assessment 3 ORAL AND WRITTEN EXAMINATION 2022

Table of Grade Distribution by Gender

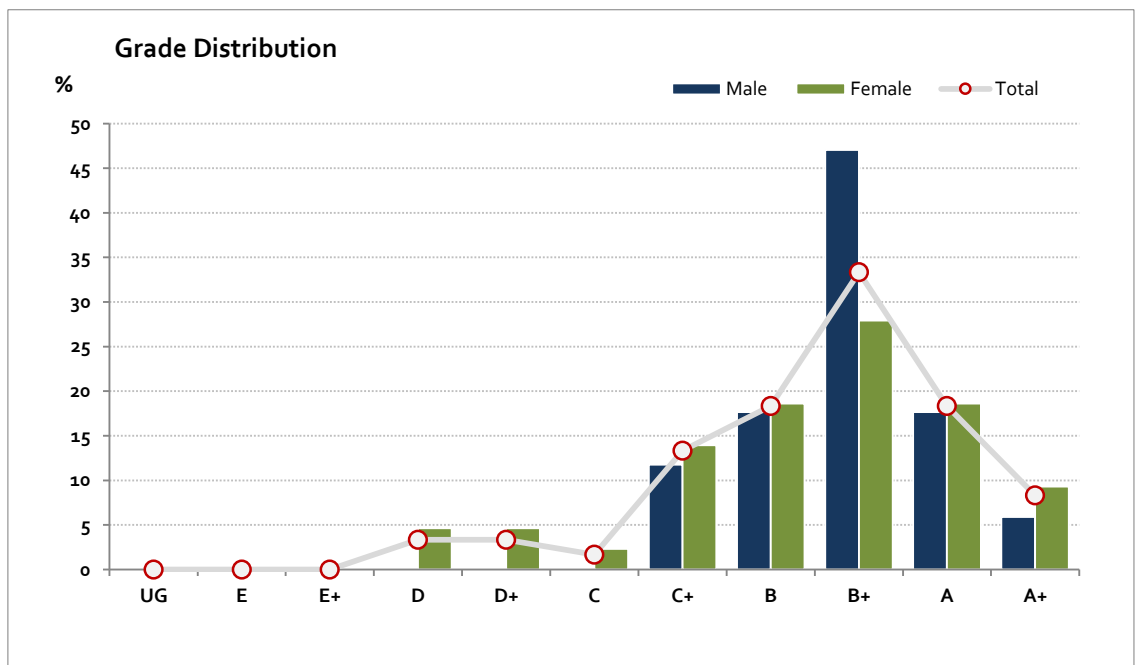
Grade		UG	E	E+	D	D+	C	C+	B	B+	A	A+	NR	Total
Male	n	0	0	0	0	0	0	2	3	8	3	1	0	17
	%	0.0	0.0	0.0	0.0	0.0	0.0	11.8	17.6	47.1	17.6	5.9	0.0	100.0
Female	n	0	0	0	2	2	1	6	8	12	8	4	0	43
	%	0.0	0.0	0.0	4.7	4.7	2.3	14.0	18.6	27.9	18.6	9.3	0.0	100.0
Gender X	n	0	0	0	0	0	0	0	0	0	0	0	0	0
	%	0.0	0.0	0.0	0.0	0.0	0.0	0.0	0.0	0.0	0.0	0.0	0.0	0.0
Total	n	0	0	0	2	2	1	8	11	20	11	5	0	60
	%	0.0	0.0	0.0	3.3	3.3	1.7	13.3	18.3	33.3	18.3	8.3	0.0	100.0
Score Ranges		0-19	20-39	40-79	80-119	120-159	160-168	169-214	215-254	255-306	307-330	331-400	N/A	Max 400

For privacy reasons, a gender with less than 5 students assessed has been assigned to the category of NR (Not Reported).

Summary Statistics:	
Mean	257.5
Std Dev	62.1
Median	B+

Not Assessed:	
Male	0
Female	0
Gender X	0
Total	0

Total Enrolments incl. Not Assessed:	
Male	17
Female	43
Gender X	0
Total	60



Gender X data are not shown in the graph due to either (i) numbers are too low for a graph to be meaningful or (ii) there are no data.