

## LOTE Spanish

### Graded Assessment 1 COURSEWORK UNIT 3 2022

Table of Grade Distribution by Gender

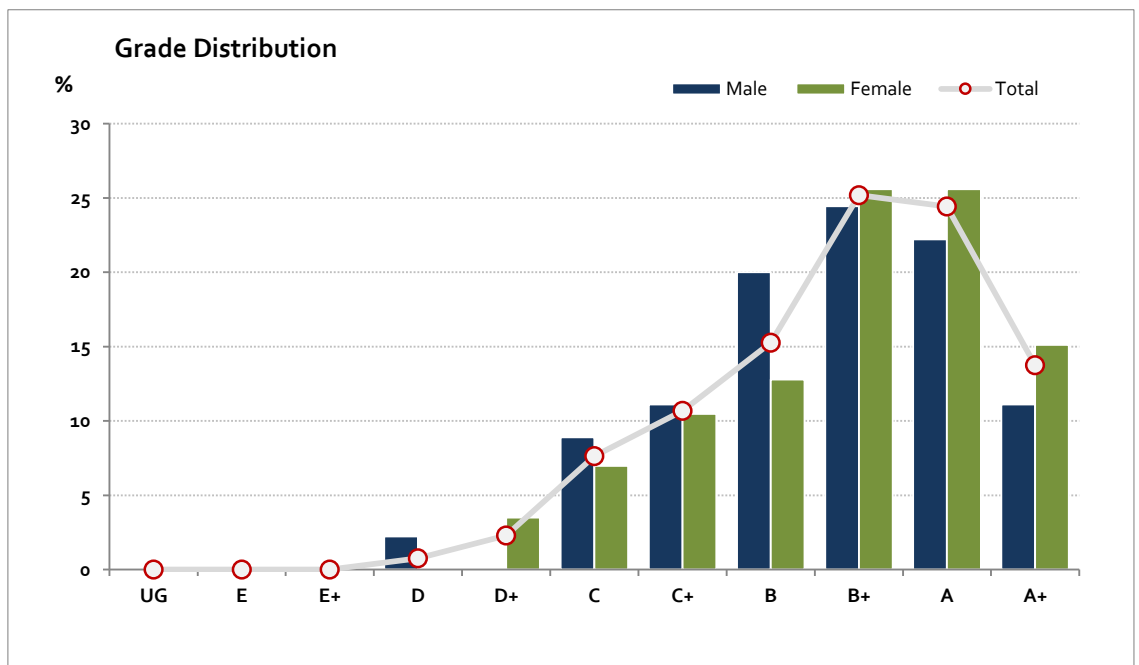
Grade		UG	E	E+	D	D+	C	C+	B	B+	A	A+	NR	Total
Male	n	0	0	0	1	0	4	5	9	11	10	5	0	45
	%	0.0	0.0	0.0	2.2	0.0	8.9	11.1	20.0	24.4	22.2	11.1	0.0	100.0
Female	n	0	0	0	0	3	6	9	11	22	22	13	0	86
	%	0.0	0.0	0.0	0.0	3.5	7.0	10.5	12.8	25.6	25.6	15.1	0.0	100.0
Gender X	n	0	0	0	0	0	0	0	0	0	0	0	0	0
	%	0.0	0.0	0.0	0.0	0.0	0.0	0.0	0.0	0.0	0.0	0.0	0.0	0.0
Total	n	0	0	0	1	3	10	14	20	33	32	18	0	131
	%	0.0	0.0	0.0	0.8	2.3	7.6	10.7	15.3	25.2	24.4	13.7	0.0	100.0
Score Ranges		0-4	5-9	10-14	15-19	20-21	22-26	27-29	30-35	36-40	41-44	45-50	N/A	Max 50

For privacy reasons, a gender with less than 5 students assessed has been assigned to the category of NR (Not Reported).

Summary Statistics:	
Mean	36.9
Std Dev	7.4
Median	B+

Not Assessed:	
Male	2
Female	0
Gender X	0
Total	2

Total Enrolments incl. Not Assessed:	
Male	47
Female	86
Gender X	0
Total	133



Gender X data are not shown in the graph due to either (i) numbers are too low for a graph to be meaningful or (ii) there are no data.

## LOTE Spanish

### Graded Assessment 2 COURSEWORK UNIT 4 2022

Table of Grade Distribution by Gender

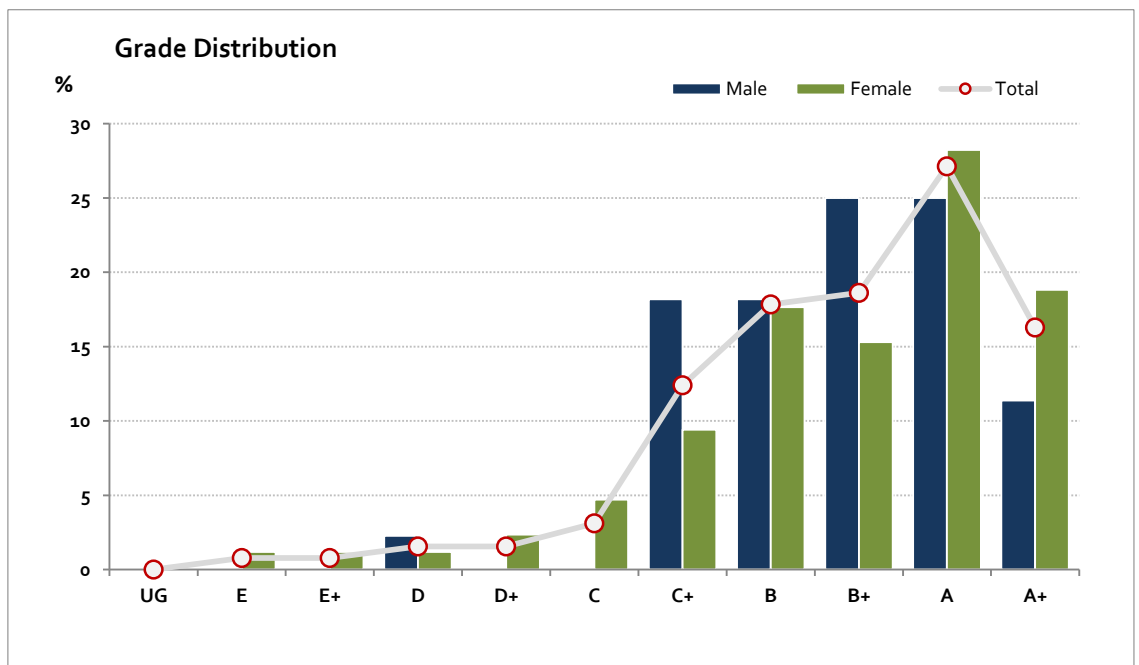
Grade	UG	E	E+	D	D+	C	C+	B	B+	A	A+	NR	Total
<b>Male</b>	n	0	0	0	1	0	8	8	11	11	5	0	44
	%	0.0	0.0	0.0	2.3	0.0	18.2	18.2	25.0	25.0	11.4	0.0	100.0
<b>Female</b>	n	0	1	1	1	2	4	8	15	13	24	16	85
	%	0.0	1.2	1.2	1.2	2.4	4.7	9.4	17.6	15.3	28.2	18.8	100.0
<b>Gender X</b>	n	0	0	0	0	0	0	0	0	0	0	0	0
	%	0.0	0.0	0.0	0.0	0.0	0.0	0.0	0.0	0.0	0.0	0.0	0.0
<b>Total</b>	n	0	1	1	2	2	4	16	23	24	35	21	129
	%	0.0	0.8	0.8	1.6	1.6	3.1	12.4	17.8	18.6	27.1	16.3	100.0
<b>Score Ranges</b>		0-4	5-9	10-14	15-19	20-21	22-24	25-28	29-34	35-39	40-44	45-50	Max 50

For privacy reasons, a gender with less than 5 students assessed has been assigned to the category of NR (Not Reported).

Summary Statistics:	
Mean	36.1
Std Dev	8.2
Median	B+

Not Assessed:	
Male	3
Female	1
Gender X	0
Total	4

Total Enrolments incl. Not Assessed:	
Male	47
Female	86
Gender X	0
Total	133



Gender X data are not shown in the graph due to either (i) numbers are too low for a graph to be meaningful or (ii) there are no data.

# LOTE Spanish

## Graded Assessment 3 ORAL AND WRITTEN EXAMINATION 2022

Table of Grade Distribution by Gender

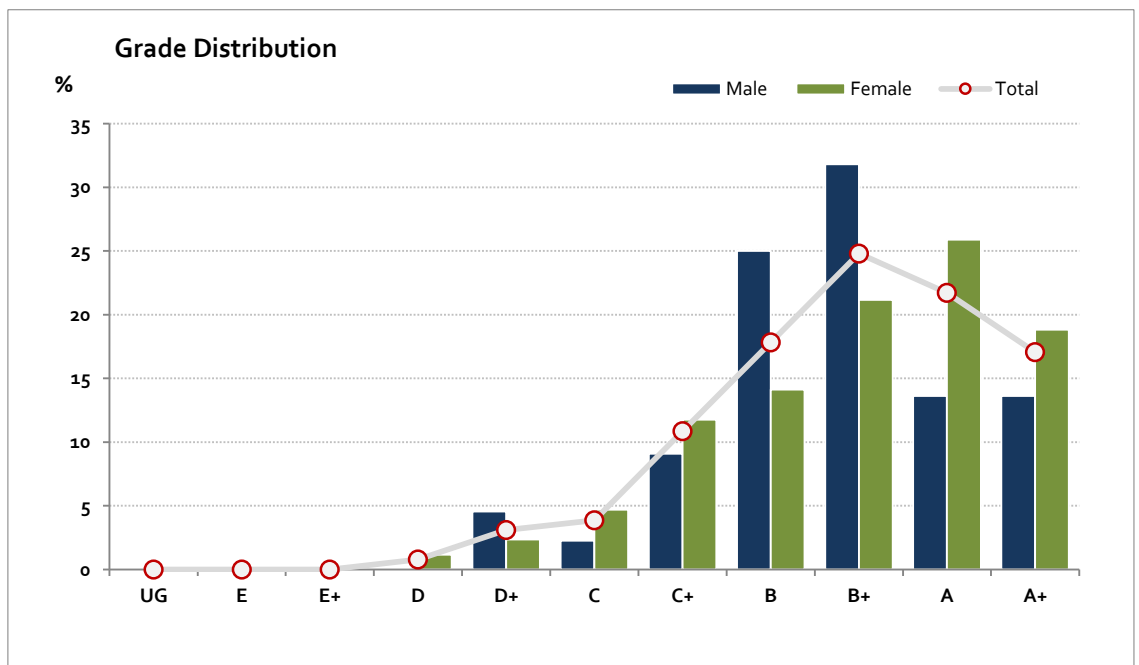
Grade	UG	E	E+	D	D+	C	C+	B	B+	A	A+	NR	Total
<b>Male</b>	n	0	0	0	0	2	1	4	11	14	6	6	44
	%	0.0	0.0	0.0	0.0	4.5	2.3	9.1	25.0	31.8	13.6	13.6	100.0
<b>Female</b>	n	0	0	0	1	2	4	10	12	18	22	16	85
	%	0.0	0.0	0.0	1.2	2.4	4.7	11.8	14.1	21.2	25.9	18.8	100.0
<b>Gender X</b>	n	0	0	0	0	0	0	0	0	0	0	0	0
	%	0.0	0.0	0.0	0.0	0.0	0.0	0.0	0.0	0.0	0.0	0.0	0.0
<b>Total</b>	n	0	0	0	1	4	5	14	23	32	28	22	129
	%	0.0	0.0	0.0	0.8	3.1	3.9	10.9	17.8	24.8	21.7	17.1	100.0
<b>Score Ranges</b>		0-39	40-48	49-57	58-66	67-114	115-141	142-171	172-232	233-291	292-326	327-400	Max 400

For privacy reasons, a gender with less than 5 students assessed has been assigned to the category of NR (Not Reported).

Summary Statistics:	
Mean	250.9
Std Dev	72.6
Median	B+

Not Assessed:	
Male	3
Female	1
Gender X	0
Total	4

Total Enrolments incl. Not Assessed:	
Male	47
Female	86
Gender X	0
Total	133



Gender X data are not shown in the graph due to either (i) numbers are too low for a graph to be meaningful or (ii) there are no data.