

LOTE Turkish

Graded Assessment 1 COURSEWORK UNIT 3 2022

Table of Grade Distribution by Gender

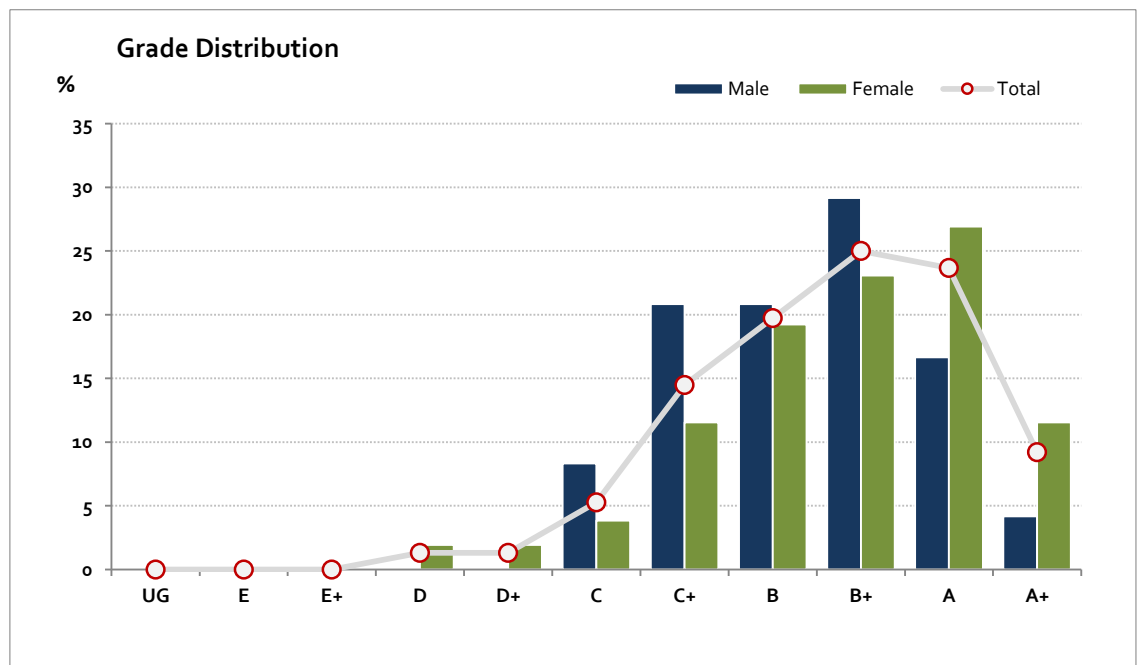
Grade		UG	E	E+	D	D+	C	C+	B	B+	A	A+	NR	Total
Male	n	0	0	0	0	0	2	5	5	7	4	1	0	24
	%	0.0	0.0	0.0	0.0	0.0	8.3	20.8	20.8	29.2	16.7	4.2	0.0	100.0
Female	n	0	0	0	1	1	2	6	10	12	14	6	0	52
	%	0.0	0.0	0.0	1.9	1.9	3.8	11.5	19.2	23.1	26.9	11.5	0.0	100.0
Gender X	n	0	0	0	0	0	0	0	0	0	0	0	0	0
	%	0.0	0.0	0.0	0.0	0.0	0.0	0.0	0.0	0.0	0.0	0.0	0.0	0.0
Total	n	0	0	0	1	1	4	11	15	19	18	7	0	76
	%	0.0	0.0	0.0	1.3	1.3	5.3	14.5	19.7	25.0	23.7	9.2	0.0	100.0
Score Ranges		0-4	5-9	10-14	15-19	20-24	25-31	32-34	35-39	40-43	44-47	48-50	N/A	Max 50

For privacy reasons, a gender with less than 5 students assessed has been assigned to the category of NR (Not Reported).

Summary Statistics:	
Mean	39.8
Std Dev	6.5
Median	B+

Not Assessed:	
Male	4
Female	8
Gender X	0
Total	12

Total Enrolments incl. Not Assessed:	
Male	28
Female	60
Gender X	0
Total	88



Gender X data are not shown in the graph due to either (i) numbers are too low for a graph to be meaningful or (ii) there are no data.

LOTE Turkish

Graded Assessment 2 COURSEWORK UNIT 4 2022

Table of Grade Distribution by Gender

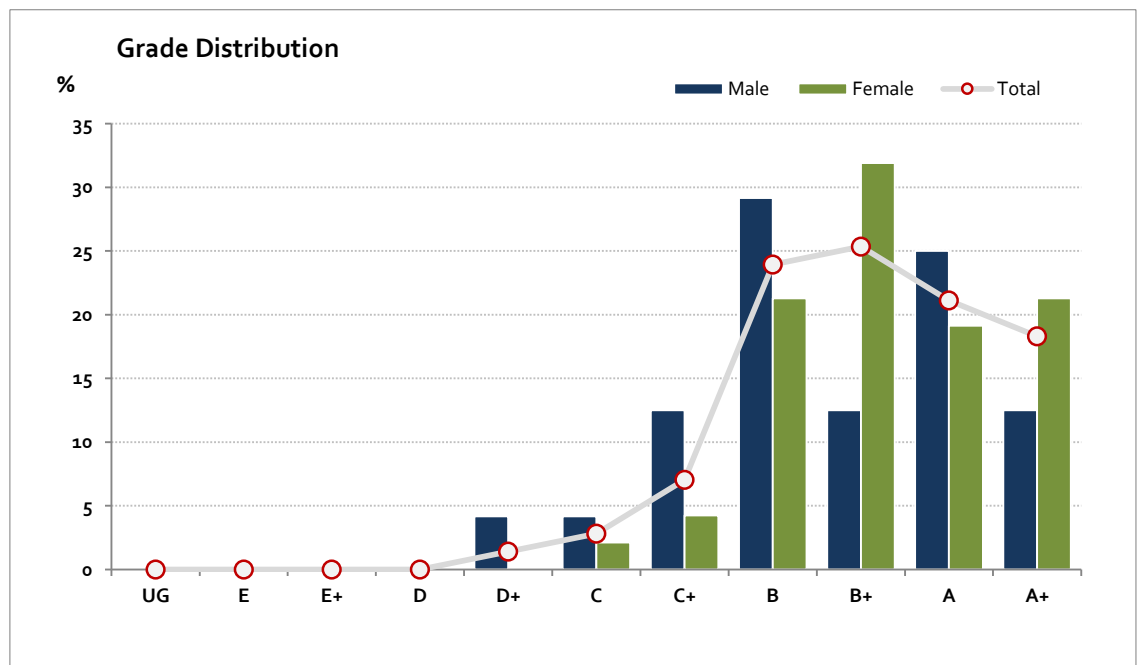
Grade		UG	E	E+	D	D+	C	C+	B	B+	A	A+	NR	Total
Male	n	0	0	0	0	1	1	3	7	3	6	3	0	24
	%	0.0	0.0	0.0	0.0	4.2	4.2	12.5	29.2	12.5	25.0	12.5	0.0	100.0
Female	n	0	0	0	0	0	1	2	10	15	9	10	0	47
	%	0.0	0.0	0.0	0.0	0.0	2.1	4.3	21.3	31.9	19.1	21.3	0.0	100.0
Gender X	n	0	0	0	0	0	0	0	0	0	0	0	0	0
	%	0.0	0.0	0.0	0.0	0.0	0.0	0.0	0.0	0.0	0.0	0.0	0.0	0.0
Total	n	0	0	0	0	1	2	5	17	18	15	13	0	71
	%	0.0	0.0	0.0	0.0	1.4	2.8	7.0	23.9	25.4	21.1	18.3	0.0	100.0
Score Ranges		0-4	5-9	10-14	15-19	20-24	25-29	30-31	32-38	39-42	43-46	47-50	N/A	Max 50

For privacy reasons, a gender with less than 5 students assessed has been assigned to the category of NR (Not Reported).

Summary Statistics:	
Mean	39.9
Std Dev	6.3
Median	B+

Not Assessed:	
Male	4
Female	13
Gender X	0
Total	17

Total Enrolments incl. Not Assessed:	
Male	28
Female	60
Gender X	0
Total	88



Gender X data are not shown in the graph due to either (i) numbers are too low for a graph to be meaningful or (ii) there are no data.

LOTE Turkish

Graded Assessment 3 ORAL AND WRITTEN EXAMINATION 2022

Table of Grade Distribution by Gender

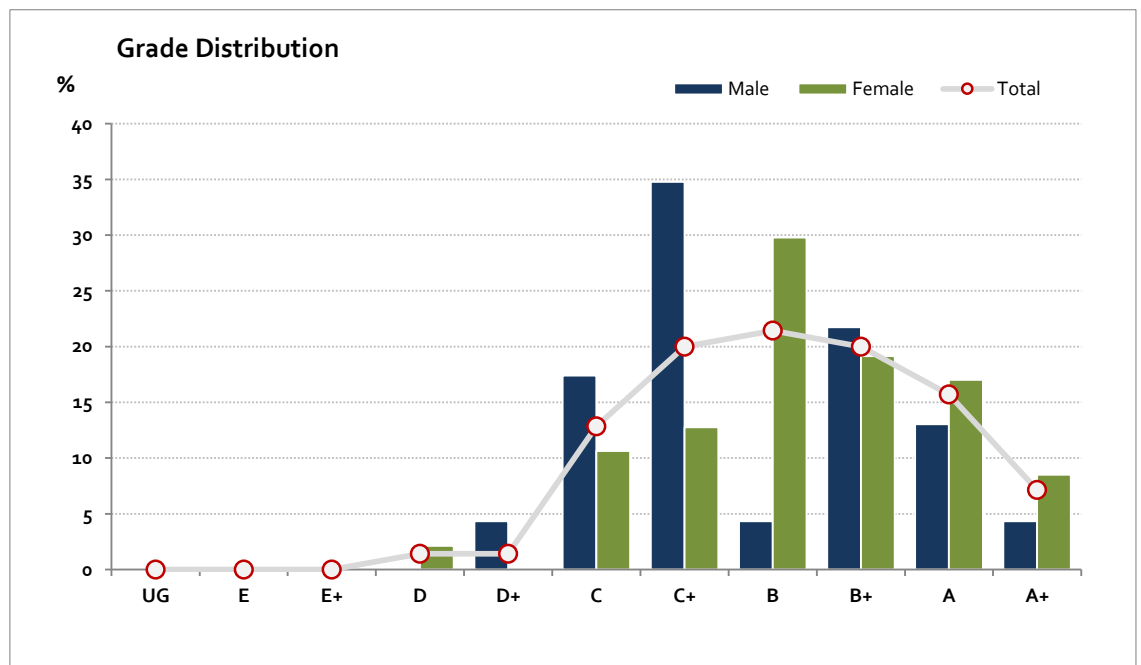
Grade	UG	E	E+	D	D+	C	C+	B	B+	A	A+	NR	Total	
Male	n	0	0	0	0	1	4	8	1	5	3	1	0	23
	%	0.0	0.0	0.0	0.0	4.3	17.4	34.8	4.3	21.7	13.0	4.3	0.0	100.0
Female	n	0	0	0	1	0	5	6	14	9	8	4	0	47
	%	0.0	0.0	0.0	2.1	0.0	10.6	12.8	29.8	19.1	17.0	8.5	0.0	100.0
Gender X	n	0	0	0	0	0	0	0	0	0	0	0	0	0
	%	0.0	0.0	0.0	0.0	0.0	0.0	0.0	0.0	0.0	0.0	0.0	0.0	0.0
Total	n	0	0	0	1	1	9	14	15	14	11	5	0	70
	%	0.0	0.0	0.0	1.4	1.4	12.9	20.0	21.4	20.0	15.7	7.1	0.0	100.0
Score Ranges		0-39	40-79	80-119	120-159	160-196	197-239	240-286	287-313	314-335	336-361	362-400	N/A	Max 400

For privacy reasons, a gender with less than 5 students assessed has been assigned to the category of NR (Not Reported).

Summary Statistics:	
Mean	296
Std Dev	49.1
Median	B

Not Assessed:	
Male	5
Female	13
Gender X	0
Total	18

Total Enrolments incl. Not Assessed:	
Male	28
Female	60
Gender X	0
Total	88



Gender X data are not shown in the graph due to either (i) numbers are too low for a graph to be meaningful or (ii) there are no data.