

VCE Art Making and Exhibiting 2023-2027

Implementation webinar
1 August 2022



VICTORIAN CURRICULUM
AND ASSESSMENT AUTHORITY




Acknowledgement of Country

The VCAA respectfully acknowledges the Traditional Owners of Country throughout Victoria and pays respect to the ongoing living cultures of First Peoples.




Asking Questions

Ask: All Panelists 

Select a panelist in the Ask menu first and then type your question here.

Send

Participant  QA

VCE Art Making and Exhibiting Implementation Outline

- **Unit 1- 4 Art Making and Exhibiting study design overview**
- **Planning**
- **Teaching and Learning Units 1 - 4**
- **Assessment Units 1 - 4**



The symbol on the presentation slides indicates that the Study Design and webpages from the VCAA support material will be shared and discussed.

Art Making and Exhibiting

Written examination specifications

- All the key knowledge and key skills that underpin the outcomes in Units 3 and 4 are examinable.
- There will be two sections in the Examination.
- Section A will consist of short and extended answer responses.
- Section B will consist of extended responses or an essay question
- Written and visual stimulus will be provided for some questions in both sections.

Implementation information



Study design for implementation in 2023

Teachers are advised that the study design listed below is for use from 2023. This is available to teachers in preparation for the implementation of the new study in 2023. Additional resources will be added progressively as they become available.

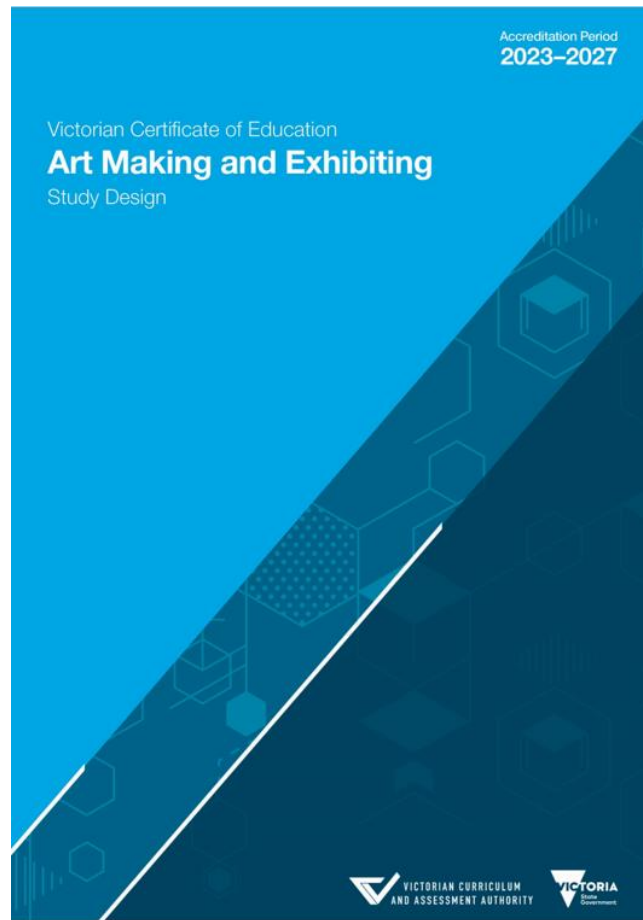
▼ 2023 Implementation

For accreditation period 2023-2027

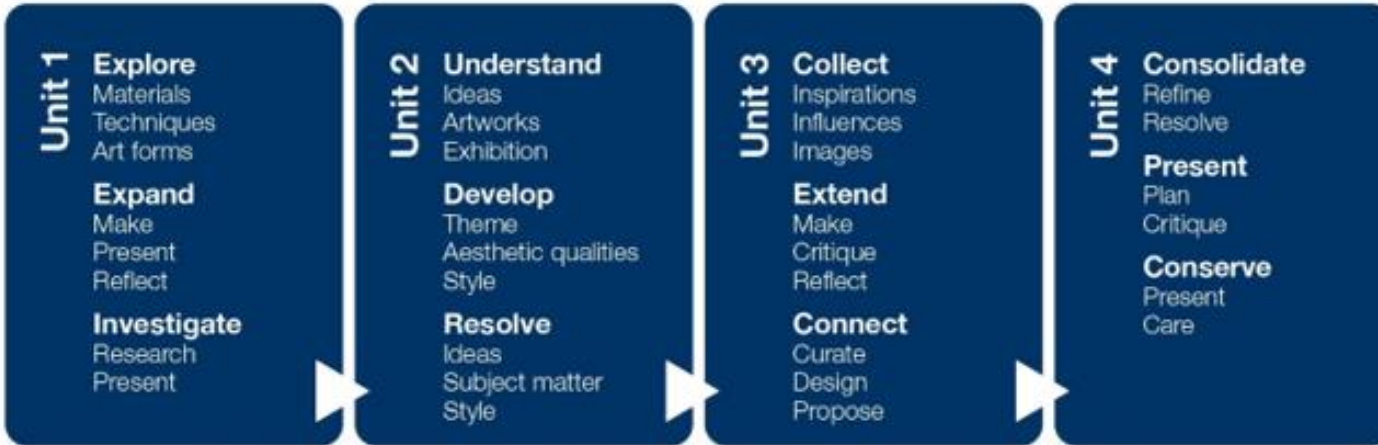
- [VCE Art Making and Exhibiting Study Design](#) for implementation in 2023.
- **Support materials**
These support materials incorporate the previously known *Advice for teachers*.
 - [Planning](#)
 - [Teaching and learning](#)
 - [Assessment](#)
- [VCE Visual Arts studies \(2023-2027\) implementation videos](#)
Online video presentations which provide teachers with information about the new VCE Visual Arts Study Designs for implementation in 2023: VCE Art Making and Exhibiting and VCE Art Creative Practice.
- The VCE Art Making and Exhibiting Study Design (for implementation in 2023) has been deemed an equivalent VCE study from 2023. Please refer to the [VCAA Bulletin No.76 \(March 2022\)](#) for further information.

[Pages - Studio Arts \(vcaa.vic.edu.au\)](https://vcaa.vic.edu.au)

Study Design



VCE Art Making and Exhibiting Study specifications



- Explore
- Expand
- Investigate
- Understand
- Develop
- Resolve
- Collect
- Extend
- Connect
- Consolidate
- Present
- Conserve

VCE Art Making and Exhibiting

Study specifications: Making artworks



- Explore
- Expand
- Investigate
- Understand
- Develop
- Resolve
- Collect
- Extend
- Connect
- Consolidate
- Present
- Conserve

VCE Art Making and Exhibiting

Study specifications: Exhibiting artworks

Exhibition design

Planning and producing the layout and design of the exhibition and planning the 'flow' of the exhibition, including sight lines, spatial relationships, viewer interaction and interpretation.

Includes the creation of display furniture, selection of fixtures and use of lighting.

Curation

Determining the theme or story to be told in an exhibition. Curation includes the selection of artworks, writing the introduction to the exhibition, deciding where artworks will be placed, the designing of viewer interaction and interpretation, and the preparation of condition reports of artworks.

Conservation

Planning, organising and undertaking the preservation and conservation of materials and objects in private, public and community collections, including art galleries, museums, other exhibition spaces and site-specific spaces.

VCE Art Making and Exhibiting

Study specifications: Study Terms

- Art elements
- Art principles
- Art forms
- Contexts
- Critique
- Influences and inspiration
- Visual language
- Aesthetic qualities

Support materials - Planning

Pages - Planning (vcaa.vic.edu.au)



Home > Curriculum > VCE curriculum > VCE Study Designs > Studio Arts

PLANNING

Accreditation period for Units 1-4: 2023-2027

- ▶ Developing a curriculum and assessment program
- ▶ Inquiry learning in Art Making and Exhibiting
- ▶ Creative and Critical thinking
- ▶ Visual Arts Journal
- ▶ Critique
- ▶ Exhibiting artworks
- ▶ Aboriginal and Torres Strait Islander knowledge, cultures and histories
- ▶ Employability skills

Unit 1

VCE Art Making and Exhibiting

Unit 1: Explore, expand and investigate

- Exploration of materials, techniques and processes in specific art forms
- Study of the historical development of art forms and the change in characteristics and properties
- Exploration of how artists use materials, techniques and processes to stimulate ideas and working practices in a range of art forms
- Presentation of artworks and research with a focus on exhibitions

Area of Study	Inquiry focus
Area of Study 1	Explore - materials, techniques and art forms <i>How do artists use materials and techniques in their art making?</i>
Area of Study 2	Expand - make, present and reflect <i>How do artists use materials and techniques to represent ideas and achieve a style in their artworks?</i>
Area of Study 3	Investigate - research and present <i>What role do artworks and their presentation play in society?</i>

VCE Art Making and Exhibiting

Unit 1: Explore, expand and investigate



Area of Study	Outcome
Area of Study 1 Explore - materials, techniques and art forms	On completion of this unit the student should be able to explore the characteristics and properties of materials and demonstrate how they can be manipulated to develop subject matter and represent ideas in art making.
Area of Study 2 Expand - make, present and reflect	On completion of this unit the student should be able to make and present at least one finished artwork and document their art making in a Visual Arts journal.
Area of Study 3 Investigate - research and present	On completion of this unit the student should be able to research Australian artists and present information about them in a format appropriate for a proposed exhibition.

Unit 1 Questions



Source: https://www.ncnewsonline.com/question-mark-scratch-head-jpg/image_570c3871-56b3-5883-b05e-f5963c507a57.html

Question – Unit 1 Area of Study 3

For outcome three, is the final assessment to a curatorial proposal?

The Key Knowledge and Key Skills refer to 'presentation', but is the presentation about the research or display of the artworks?

- Is it the presentation of information or the presentation (display) of artworks? For example, do the students need to present images or diagrams illustrating where the artworks could be exhibited in an exhibition space?
- Is it possible to submit the research as a sound file, video, or in another format a gallery would use to share information?

Unit 2

VCE Art Making and Exhibiting

Unit 2: Understand, develop and resolve

- Research into art elements and art principles to create aesthetic qualities, style and visual language
- Students develop artworks from a set theme
- How exhibitions are designed and planned – research of galleries, museums, site-specific spaces and other exhibition spaces.

Area of Study	Inquiry focus
Area of Study 1	Understand – ideas, artworks and exhibition <i>How are thematic exhibitions planned and designed?</i>
Area of Study 2	Develop – theme, aesthetic qualities and style <i>How does an artist develop aesthetic qualities and style in artworks?</i>
Area of Study 3	Resolve – ideas, subject matter and style <i>How does an artist develop ideas and a personal style in artworks?</i>

VCE Art Making and Exhibiting



Unit 2: Understand, develop and resolve

Area of Study	Outcome
Area of Study 1 Understand – ideas, artworks and exhibition	On completion of this unit the student should be able to select a range of artworks from an exhibition and other sources to design their own thematic exhibition.
Area of Study 2 Develop – theme, aesthetic qualities and style	On completion of this unit the student should be able to explore and progressively document the use of art elements, art principles and aesthetic qualities to make experimental artworks in response to a selected theme.
Area of Study 3 Resolve – ideas, subject matter and style	On completion of this unit the student should be able to progressively document art making to develop and resolve subject matter and ideas in at least one finished artwork.

Unit 2 Questions



Source: https://www.ncnewsonline.com/question-mark-scratch-head-jpg/image_570c3871-56b3-5883-b05e-f5963c507a57.html

Units 3 and 4

Unit 3 and Unit 4 Assessment

School-based Assessment		Weighting
<ul style="list-style-type: none">• Unit 3 Outcome 1• Unit 3 Outcome 2• Unit 4 Outcome 1• Unit 4 Outcome 2	School-assessed Task	60 percent
<ul style="list-style-type: none">• Unit 3 Outcome 3• Unit 4 Outcome 3	School-assessed Coursework	10 percent

External assessment		Weighting
All key knowledge and skills that underpin the outcomes in Units 3 and 4.	End-of-year examination	30 percent

Unit 3 School-assessed Task

Unit 3 Outcome 1

Collect information from artists and artworks in specific art forms to develop subject matter and ideas in their own art making.

Students research and collate documentation in a Visual Arts journal that includes:

- exploration of at least three artists in a specific art form
- development of subject matter, ideas and visual language
- exploration and experimentation of materials, techniques and processes
- ideas and artworks developed from responses to sources of inspiration, experimentation and exploration
- reflection on art making in personal responses.



Unit 3 School-assessed Task

Unit 3 Outcome 2

Make artworks in specific art forms, prepare and present a critique, and reflect on feedback.

Students present their Unit 3 art making in a critique to their class or other group. They include all aspects of Outcomes 1 and 2. The presentation is limited to 10 pages from their Visual Arts journal and at least **TWO** artworks.

The presentation can be conducted in one of the following formats:

- an oral or written presentation with supporting visual evidence
- an annotated visual report
- an annotated poster or display
- a publication, either in hard copy or online, with written and visual material
- a presentation in a digital format, such as an online presentation or video, with written and visual material.

Students gather feedback from the critique and reflect on it to further develop artworks in Unit 4. The reflection on the feedback must be documented in 1000–1500 words, with visual information.



Unit 3 Outcome 3

School-assessed Coursework task

Research and plan an exhibition of artworks of the three artists who were selected in Area of Study 1, choosing two artworks by each artist. The task must include the following:

- a description of the exhibition
- a description of the space where the artworks will be exhibited
- an exhibition proposal that includes a description of the exhibition design and the intent of the curator
- an overview of the theme of the exhibition
- a description of the connections between the selected artworks in the exhibition
- information about the artists and artworks in the exhibition.

The task must be presented with an annotated curatorial exhibition proposal, using one or a combination of the following formats:

- an oral presentation with written and visual notes
- annotated visual display
- digital presentation with written and visual documentation, such as a video presentation
- an online presentation with written and visual information, such as an interactive website.

Unit 4 School-assessed Task

Unit 4 Outcome 1

Refine and resolve at least one finished artwork in a specific art form and document the materials, techniques and processes used in art making.

Students make at least one finished artwork in a specific art form that expands on the artworks that they completed in Unit 3. At least one finished artwork must:

- demonstrate the refinement of materials, techniques and processes explored in Unit 3, in a specific art form
- demonstrate the extension and resolution of subject matter and ideas from Unit 3
- demonstrate the resolution of visual language in the finished artwork.

Students present the documentation used to inform art making in a Visual Arts journal, including reflection on and evaluation of the resolution and refinement of at least one finished artwork.



Unit 4 School-assessed Task

Unit 4 Outcome 2

Plan and display at least one finished artwork in a specific art form and present a critique.

Students present a display and critique of at least one finished artwork to their peers or another group. For the task they:

- document the planning for the display of at least one finished artwork
- display at least one finished artwork, considering the specific exhibition space
- discuss their art making
- discuss the representation of subject matter and ideas and communication of meaning in at least one finished artwork
- reflect on written or verbal feedback from the critique.



Unit 4 Outcome 3



School-assessed Coursework task

Students present a case study, with written and visual material, outlining the conservation and care of:

- a selected artwork viewed in an exhibition in the current year of study

AND

- the conservation methods used for the display of their own artworks.

The case study can be presented using any of the following formats:

- annotated visual report
- annotated poster or display
- publication in hard copy or online
- presentation in a digital format, such as an online presentation or interactive website
- oral presentation with written and visual imagery evidence.

Unit 3

Art Making and Exhibiting

Unit 3: Collect, extend and connect

- Art making in a selected art form using materials, techniques and processes based on an exploration of contexts, subject matter, ideas and visual language
- Documentation of art making in the visual diary
- Presentation of a critique of art making and art works
- Research into the planning and presentation of an exhibition including the role of a curator.

Area of Study	Inquiry focus
Area of Study 1	Collect – inspiration, influences and images <i>How do artists use selected art forms and ideas to create visual language?</i>
Area of Study 2	Extend – make, critique and reflect <i>How are ideas, reflection and feedback used in art making to develop artworks?</i>
Area of Study 3	Connect – curate, design and propose <i>How are artworks selected and presented for exhibition?</i>

Art Making and Exhibiting

Unit 3: Collect, extend and connect



Area of Study	Outcome	Assessment
Area of Study 1 Collect – inspiration, influences and images	On completion of this unit the student should be able to collect information from artists and artworks in specific art forms to develop subject matter and ideas in their own art making.	School-assessed Task
Area of Study 2 Extend – make, critique and reflect	On completion of this unit the student should be able to make artworks in specific art forms, prepare and present a critique, and reflect on feedback.	
Area of Study 3 Connect – curate, design and propose	On completion of this unit the student should be able to research and plan an exhibition of the artworks of three artists.	School-assessed Coursework

Unit 3 Questions



Source: https://www.ncnewsonline.com/question-mark-scratch-head-jpg/image_570c3871-56b3-5883-b05e-f5963c507a57.html

Questions – Unit 3 Area of Study 3

- What is the difference between exhibition characteristics and exhibition considerations? What are exhibitions characteristics, and what are exhibition considerations? How are they different to each other?
- Can you clarify what is meant by "art spaces"? For example, "Exhibitions studied must be from different art spaces...". Can the student study an exhibition at NGV International and another exhibition at NGV Australia? Does the student have to see exhibitions in more than one type of art space? For example, an exhibition in a public gallery and a commercial gallery?

Questions – Unit 3 Area of Study 3

- How should outcome 3 unit 3 be formatted? Is it possible to complete the task as structured questions to be completed under timed and supervised conditions?
- Does this task have two components: Part 1: Exhibition Plan and Part 2: Curatorial Exhibition Proposal? If so, should the marks be equally allocated - 25 + 25?
- Can you clarify how the Curatorial Exhibition Proposal needs to be formatted and presented? What is an annotated visual display?

Unit 4

VCE Art Making and Exhibiting

Unit 4: Consolidate, present and conserve

- Consolidation and extension of ideas from Unit 3 in art making
- Use of the Unit 3 critique to broaden ideas and art making
- Resolution and refinement
- Presentation of finished artworks from art making
- Research into the presentation, conservation and care of artworks

Area of Study	Inquiry focus
Area of Study 1	Consolidate – refine and resolve <i>How do artists refine and resolve artworks?</i>
Area of Study 2	Present – plan and critique <i>How are ideas presented in finished artworks on exhibition?</i>
Area of Study 3	Conserve – present and care <i>What role does conservation and care have in the presentation of artworks?</i>

Art Making and Exhibiting

Unit 4: Consolidate, present and conserve



Area of Study	Outcome	Assessment
Area of Study 1 Consolidate – refine and resolve	On completion of this unit the student should be able to refine and resolve at least one finished artwork in a specific art form and document the materials, techniques and processes used in art making.	School-assessed Task
Area of Study 2 Present – plan and critique	On completion of this unit the student should be able to plan and display at least one finished artwork in a specific art form, and present a critique.	
Area of Study 3 Conserve – present and care	On completion of this unit the student should understand the presentation, conservation and care of artworks, including the conservation and care of their own artworks.	School-assessed Coursework

Unit 4 Questions



Source: https://www.ncnewsonline.com/question-mark-scratch-head-jpg/image_570c3871-56b3-5883-b05e-f5963c507a57.html

Contact

Dr Kathryn Hendy-Ekers

Curriculum Manager – Visual Arts, Visual Communication Design and Media

E: Kathryn.Hendy-Ekers@education.vic.gov.au

T: 9059 5147

M: 0438471513