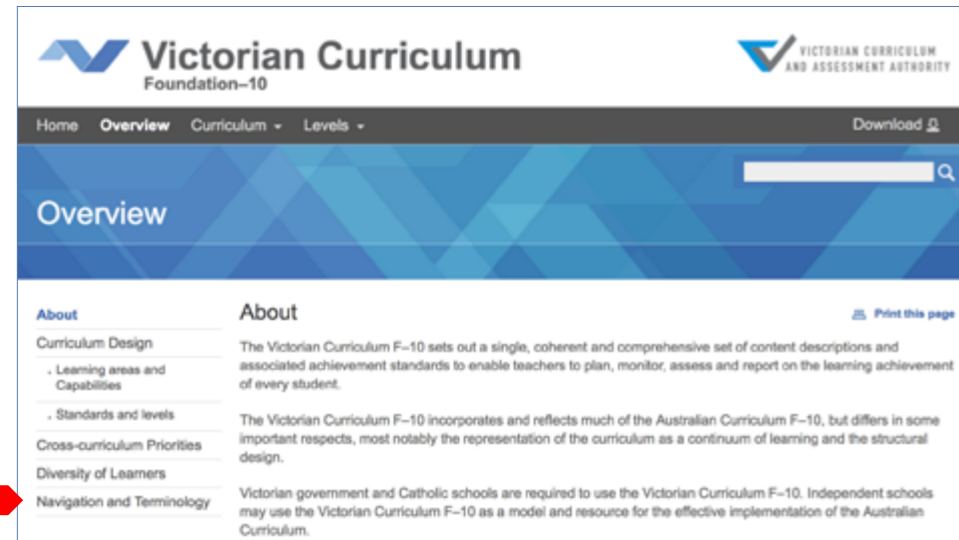


Victorian Curriculum F–10

<http://victoriancurriculum.vcaa.vic.edu.au/>

Overview

The [overview](#) contains a brief introduction to the concept of a continuum, structure, and other high-level information.

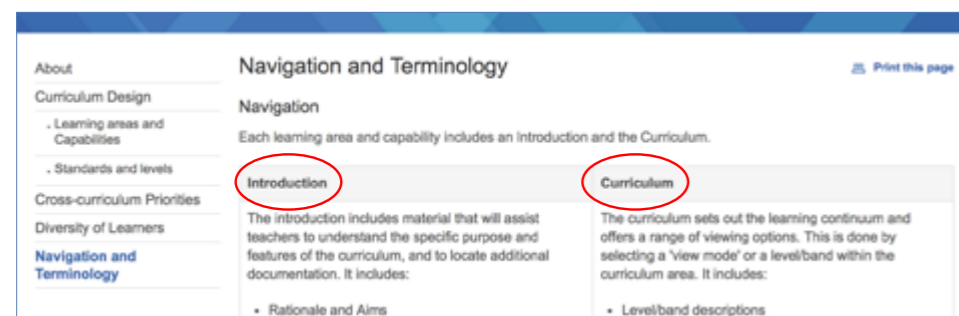


Curriculum areas

Each learning area and capability includes an *Introduction* and the *Curriculum*.

Understanding each learning area and capability is essential, and the Rationale and Aims, Structure and Learning in ... sections of the Introduction need to **read at least once**. (via Navigation and Terminology tab)

Scope and Sequence charts allow teachers to see the progression in the continuum and this assists in planning. They're designed to be printed A3.

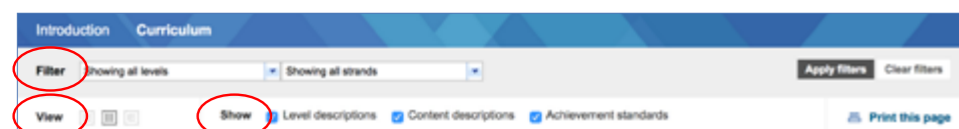


Navigating the curriculum website

Once you are familiar with the Introduction, select Curriculum. It is worth exploring the *Filter*, *View* and *Show* functions to display the curriculum in the most useful way. For example whether you want to look closely at the elaborations, or understand the progression across levels or bands within a particular strand.

Watch these short [videos](#) showing new users how to navigate and use the functions of the Victorian Curriculum F–10 website .

This website also includes companion documents for Learning about World Views and Religions and mapping for the cross curriculum priorities.

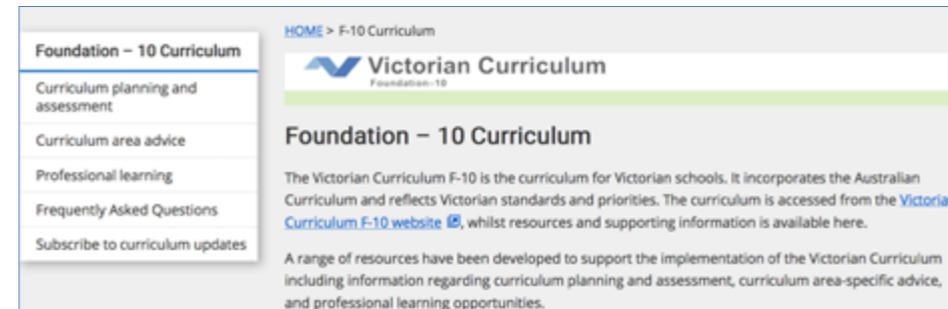


F–10 Resources and Support

<http://www.vcaa.vic.edu.au/Pages/foundation10/f10index.aspx>

VCAA website

F–10 resources and support is a sub-section of the main VCAA website containing [general advice](#) and [curriculum-specific advice](#). This is a great page to bookmark.



General advice

Curriculum planning and reporting guidelines

The [Revised Curriculum Planning and Reporting Guidelines](#) provide advice on the effective use of the curriculum to develop whole-school teaching and learning plans and to report student learning achievement.

Whole school planning and Curriculum Area mapping templates

A range of whole school planning [sample templates](#) have been developed to support schools to document a high-level summary of the coverage of all the curriculum areas delivered through the teaching and learning program that reflects local priorities.

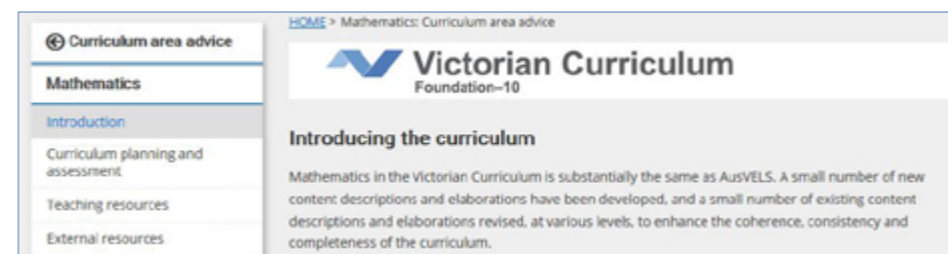
Curriculum area specific documents are available support teachers to identify where content descriptions and achievement standards are being explicitly addressed within the school's teaching and learning program. Start with these [Instructions](#) before getting the templates for each learning area and capability from the curriculum-specific advice pages.

Subscribe

Stay up to date with **professional learning opportunities** and curriculum resource developments by subscribing to the [F–10 Curriculum Update](#) and the [VCAA Bulletin](#).

Curriculum specific advice

Each learning area and capability has a web page for resources located under [curriculum-specific advice](#).



The Introducing the curriculum section has a high-level statement addressing continuity with previous curriculum, but also highlighting new features. A PowerPoint presentation of key messages is available for each learning area and capability.

You will also find links to the curriculum mapping templates, external links, FAQs and the contact details for the curriculum manager responsible for each learning area and capability.

*Please note the VCAA is developing and publishing additional resources for the curriculum-specific advice pages as they become available.

Curriculum Planning Resource

<http://curriculumplanning.vcaa.vic.edu.au/home>

School leadership team and teacher support

Curriculum defines what it is that students will have the opportunity to learn as a result of their schooling. The school's teaching and learning program is the school-based plan for delivering this common set of knowledge and skills in ways that best utilise local resources, expertise and contexts.

The curriculum planning portal offers school leadership a range of resources to support planning and documenting a comprehensive whole-school plan.



Documenting a teaching and learning program

There are four layers of documentation:

- [By School](#)
- [By Curriculum Area](#)
- [By Year Level](#)
- [By Unit/Lessons](#)

Schools can use the self-assessment tool to review the four layers of the whole-school plan and identify any areas that require further improvement.

Hints and Tips

The [Hints and Tips](#) are really useful if you're looking for advice, such as [where to start](#), [guidance on time allocation](#) or additional information on the [relationships](#) between the four layers of documentation.



Examples

The intent of the [examples](#) is to facilitate school discussion, to provide a mechanism to ensure coverage, and to ensure that planning is an open and shared responsibility.

* Please note that current examples are based on AusVELS but are published in a format that enables schools to modify them to suit their teaching and learning plan.

