

Arabic

Graded Assessment 1 COURSEWORK UNIT 3 2024

Table of Grade Distribution by Gender

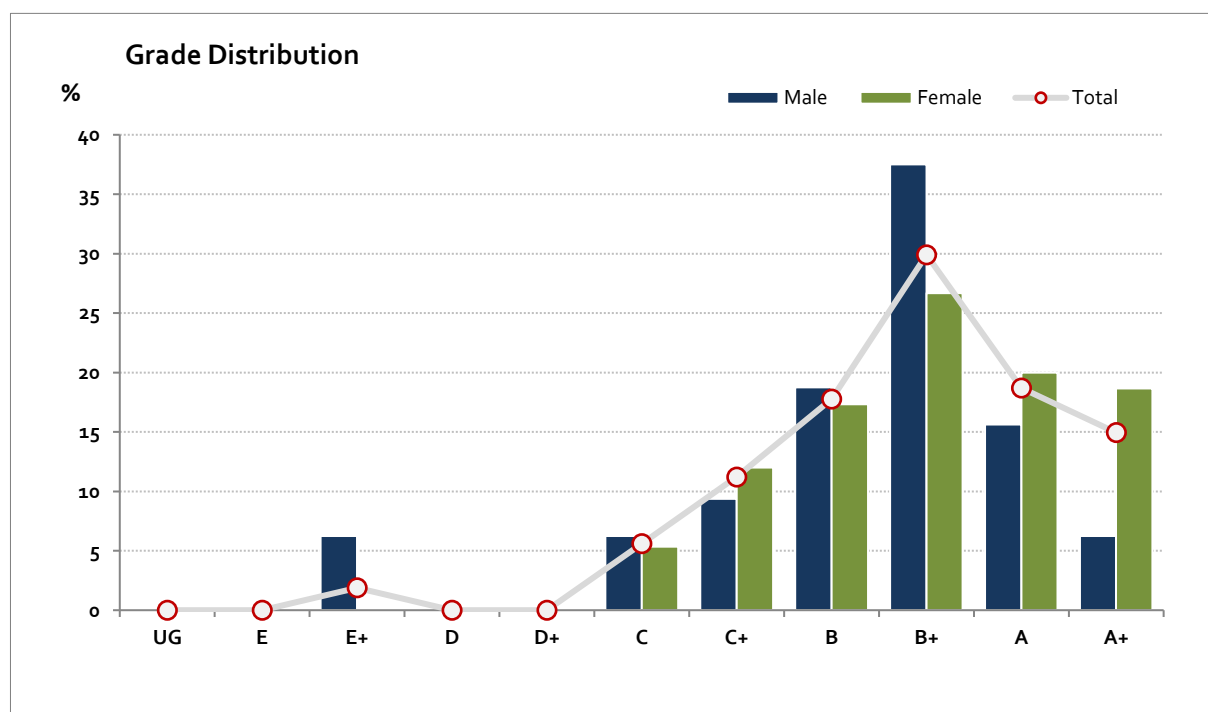
Grade		UG	E	E+	D	D+	C	C+	B	B+	A	A+	NR	Total
Male	n	0	0	2	0	0	2	3	6	12	5	2	0	32
	%	0.0	0.0	6.3	0.0	0.0	6.3	9.4	18.8	37.5	15.6	6.3	0.0	100.0
Female	n	0	0	0	0	0	4	9	13	20	15	14	0	75
	%	0.0	0.0	0.0	0.0	0.0	5.3	12.0	17.3	26.7	20.0	18.7	0.0	100.0
Gender X	n	0	0	0	0	0	0	0	0	0	0	0	0	0
	%	0.0	0.0	0.0	0.0	0.0	0.0	0.0	0.0	0.0	0.0	0.0	0.0	0.0
Total	n	0	0	2	0	0	6	12	19	32	20	16	0	107
	%	0.0	0.0	1.9	0.0	0.0	5.6	11.2	17.8	29.9	18.7	15.0	0.0	100.0
Score Ranges		0-4	5-9	10-14	15-19	20-24	25-29	30-34	35-38	39-43	44-46	47-50	N/A	Max 50

For privacy reasons, a gender with less than 5 students assessed has been assigned to the category of NR (Not Reported).

Summary Statistics:	
Mean	39.7
Std Dev	7.2
Median	B+

Not Assessed:	
Male	0
Female	3
Gender X	0
Total	3

Total Enrolments incl. Not Assessed:	
Male	32
Female	78
Gender X	0
Total	110



Gender X data are not shown in the graph due to either (i) numbers are too low for a graph to be meaningful or (ii) there are no data.

Arabic

Graded Assessment 2 COURSEWORK UNIT 4 2024

Table of Grade Distribution by Gender

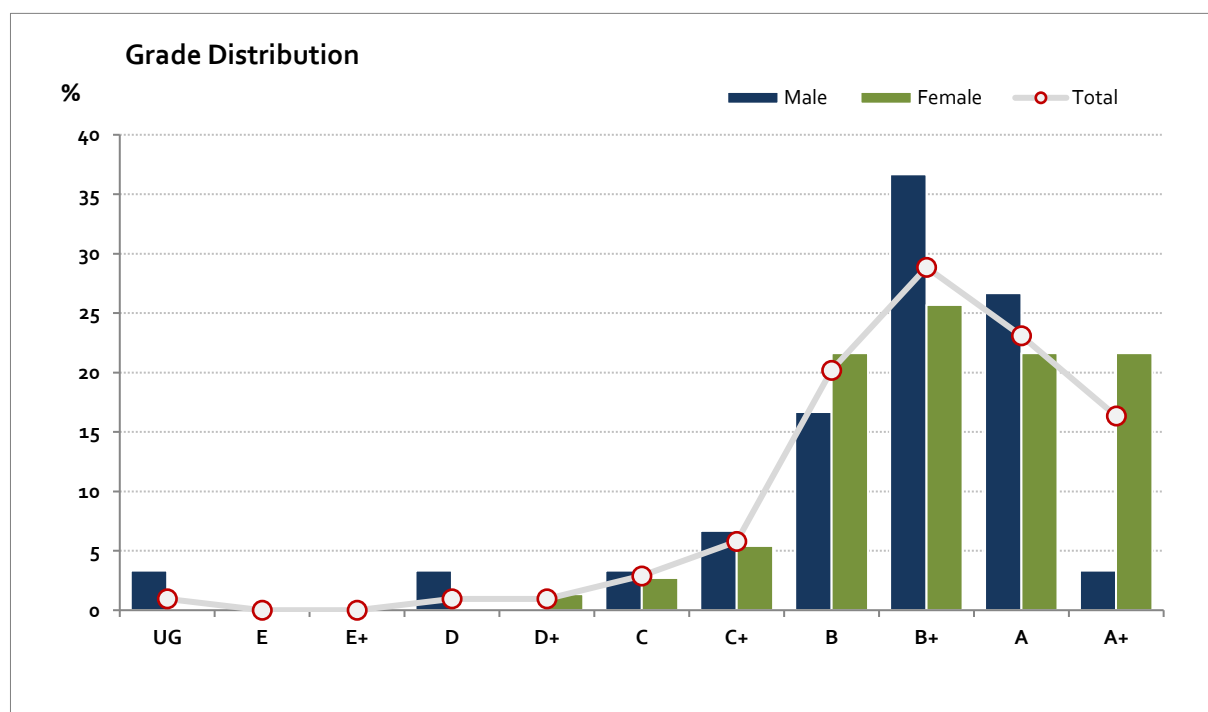
Grade		UG	E	E+	D	D+	C	C+	B	B+	A	A+	NR	Total
Male	n	1	0	0	1	0	1	2	5	11	8	1	0	30
	%	3.3	0.0	0.0	3.3	0.0	3.3	6.7	16.7	36.7	26.7	3.3	0.0	100.0
Female	n	0	0	0	0	1	2	4	16	19	16	16	0	74
	%	0.0	0.0	0.0	0.0	1.4	2.7	5.4	21.6	25.7	21.6	21.6	0.0	100.0
Gender X	n	0	0	0	0	0	0	0	0	0	0	0	0	0
	%	0.0	0.0	0.0	0.0	0.0	0.0	0.0	0.0	0.0	0.0	0.0	0.0	0.0
Total	n	1	0	0	1	1	3	6	21	30	24	17	0	104
	%	1.0	0.0	0.0	1.0	1.0	2.9	5.8	20.2	28.8	23.1	16.3	0.0	100.0
Score Ranges		0-4	5-9	10-14	15-19	20-23	24-28	29-31	32-37	38-43	44-47	48-50	N/A	Max 50

For privacy reasons, a gender with less than 5 students assessed has been assigned to the category of NR (Not Reported).

Summary Statistics:	
Mean	40.3
Std Dev	7.8
Median	B+

Not Assessed:	
Male	2
Female	4
Gender X	0
Total	6

Total Enrolments incl. Not Assessed:	
Male	32
Female	78
Gender X	0
Total	110



Gender X data are not shown in the graph due to either (i) numbers are too low for a graph to be meaningful or (ii) there are no data.

Arabic

Graded Assessment 3 ORAL AND WRITTEN EXAMINATION 2024

Table of Grade Distribution by Gender

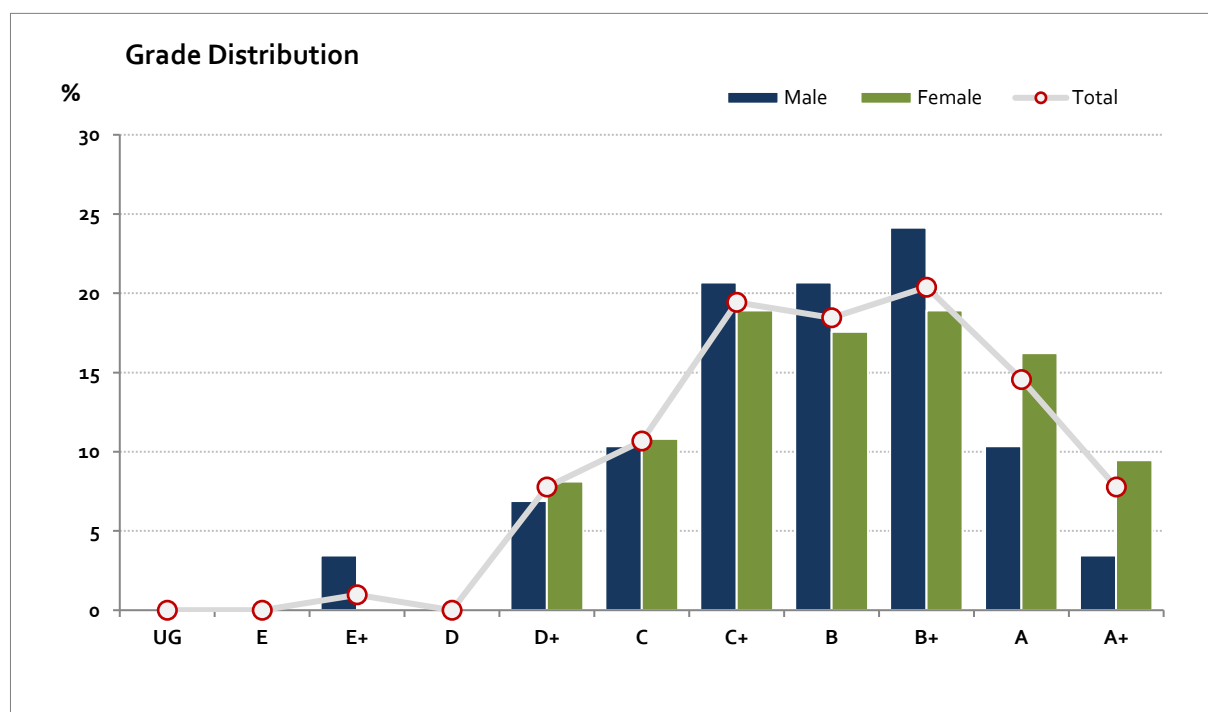
Grade		UG	E	E+	D	D+	C	C+	B	B+	A	A+	NR	Total
Male	n	0	0	1	0	2	3	6	6	7	3	1	0	29
	%	0.0	0.0	3.4	0.0	6.9	10.3	20.7	20.7	24.1	10.3	3.4	0.0	100.0
Female	n	0	0	0	0	6	8	14	13	14	12	7	0	74
	%	0.0	0.0	0.0	0.0	8.1	10.8	18.9	17.6	18.9	16.2	9.5	0.0	100.0
Gender X	n	0	0	0	0	0	0	0	0	0	0	0	0	0
	%	0.0	0.0	0.0	0.0	0.0	0.0	0.0	0.0	0.0	0.0	0.0	0.0	0.0
Total	n	0	0	1	0	8	11	20	19	21	15	8	0	103
	%	0.0	0.0	1.0	0.0	7.8	10.7	19.4	18.4	20.4	14.6	7.8	0.0	100.0
Score Ranges		0-39	40-79	80-119	120-159	160-193	194-234	235-281	282-307	308-333	334-349	350-400	N/A	Max 400

For privacy reasons, a gender with less than 5 students assessed has been assigned to the category of NR (Not Reported).

Summary Statistics:	
Mean	285.7
Std Dev	54.6
Median	B

Not Assessed:	
Male	3
Female	4
Gender X	0
Total	7

Total Enrolments incl. Not Assessed:	
Male	32
Female	78
Gender X	0
Total	110



Gender X data are not shown in the graph due to either (i) numbers are too low for a graph to be meaningful or (ii) there are no data.