

German

Graded Assessment 1 COURSEWORK UNIT 3 2024

Table of Grade Distribution by Gender

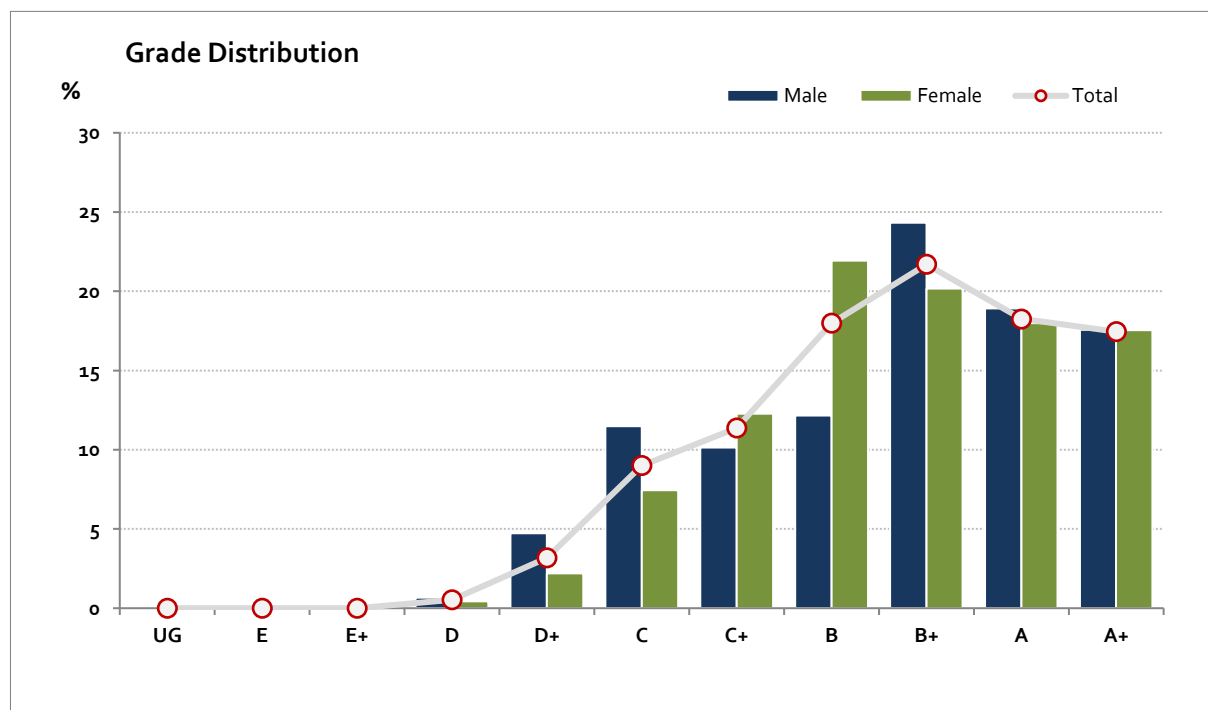
Grade		UG	E	E+	D	D+	C	C+	B	B+	A	A+	NR	Total
Male	n	0	0	0	1	7	17	15	18	36	28	26	0	148
	%	0.0	0.0	0.0	0.7	4.7	11.5	10.1	12.2	24.3	18.9	17.6	0.0	100.0
Female	n	0	0	0	1	5	17	28	50	46	41	40	0	228
	%	0.0	0.0	0.0	0.4	2.2	7.5	12.3	21.9	20.2	18.0	17.5	0.0	100.0
Gender X	n	0	0	0	0	0	0	0	0	0	0	0	2	2
	%	0.0	0.0	0.0	0.0	0.0	0.0	0.0	0.0	0.0	0.0	0.0	100.0	100.0
Total	n	0	0	0	2	12	34	43	68	82	69	66	2	378
	%	0.0	0.0	0.0	0.5	3.2	9.0	11.4	18.0	21.7	18.3	17.5	0.5	100.0
Score Ranges		0-4	5-9	10-14	15-19	20-24	25-28	29-31	32-35	36-39	40-44	45-50	N/A	Max 50

For privacy reasons, a gender with less than 5 students assessed has been assigned to the category of NR (Not Reported).

Summary Statistics:	
Mean	36.7
Std Dev	6.9
Median	B+

Not Assessed:	
Male	2
Female	2
Gender X	0
Total	4

Total Enrolments incl. Not Assessed:	
Male	150
Female	230
Gender X	2
Total	382



Gender X data are not shown in the graph due to either (i) numbers are too low for a graph to be meaningful or (ii) there are no data.

German

Graded Assessment 2 COURSEWORK UNIT 4 2024

Table of Grade Distribution by Gender

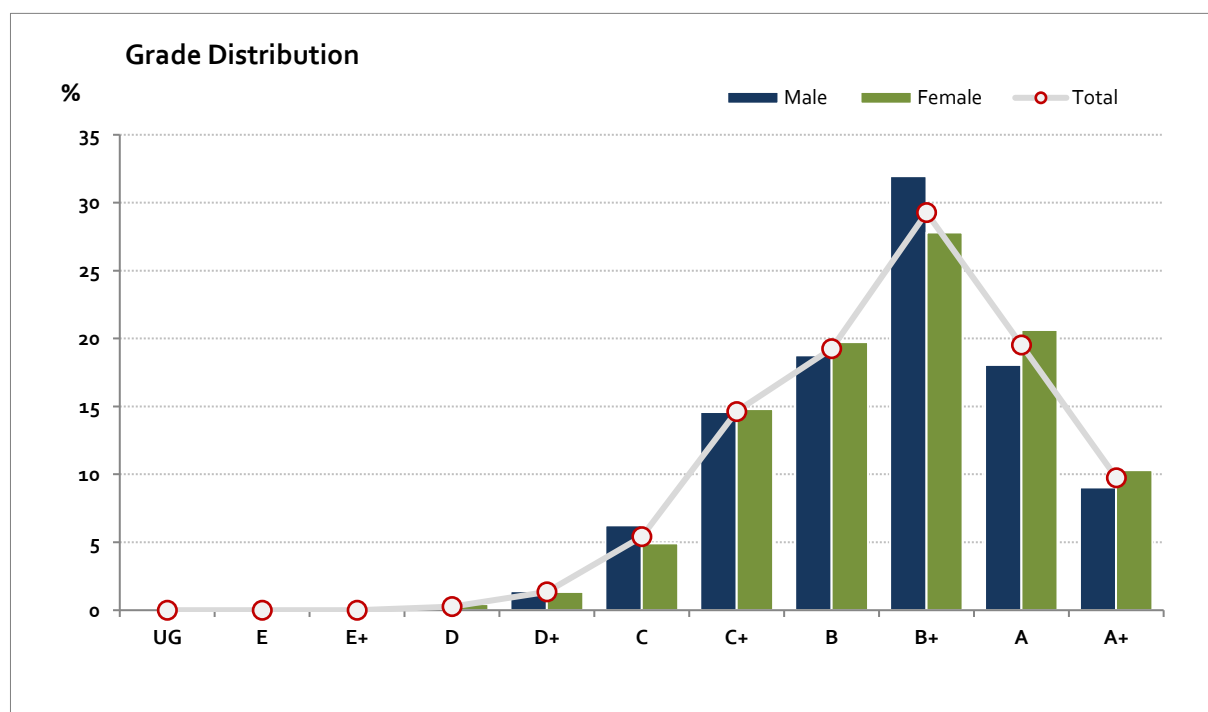
Grade		UG	E	E+	D	D+	C	C+	B	B+	A	A+	NR	Total
Male	n	0	0	0	0	2	9	21	27	46	26	13	0	144
	%	0.0	0.0	0.0	0.0	1.4	6.3	14.6	18.8	31.9	18.1	9.0	0.0	100.0
Female	n	0	0	0	1	3	11	33	44	62	46	23	0	223
	%	0.0	0.0	0.0	0.4	1.3	4.9	14.8	19.7	27.8	20.6	10.3	0.0	100.0
Gender X	n	0	0	0	0	0	0	0	0	0	0	0	2	2
	%	0.0	0.0	0.0	0.0	0.0	0.0	0.0	0.0	0.0	0.0	0.0	100.0	100.0
Total	n	0	0	0	1	5	20	54	71	108	72	36	2	369
	%	0.0	0.0	0.0	0.3	1.4	5.4	14.6	19.2	29.3	19.5	9.8	0.5	100.0
Score Ranges		0-4	5-9	10-14	15-19	20-23	24-26	27-31	32-35	36-41	42-46	47-50	N/A	Max 50

For privacy reasons, a gender with less than 5 students assessed has been assigned to the category of NR (Not Reported).

Summary Statistics:	
Mean	37.2
Std Dev	6.9
Median	B+

Not Assessed:	
Male	6
Female	7
Gender X	0
Total	13

Total Enrolments incl. Not Assessed:	
Male	150
Female	230
Gender X	2
Total	382



Gender X data are not shown in the graph due to either (i) numbers are too low for a graph to be meaningful or (ii) there are no data.

German

Graded Assessment 3 ORAL AND WRITTEN EXAMINATION 2024

Table of Grade Distribution by Gender

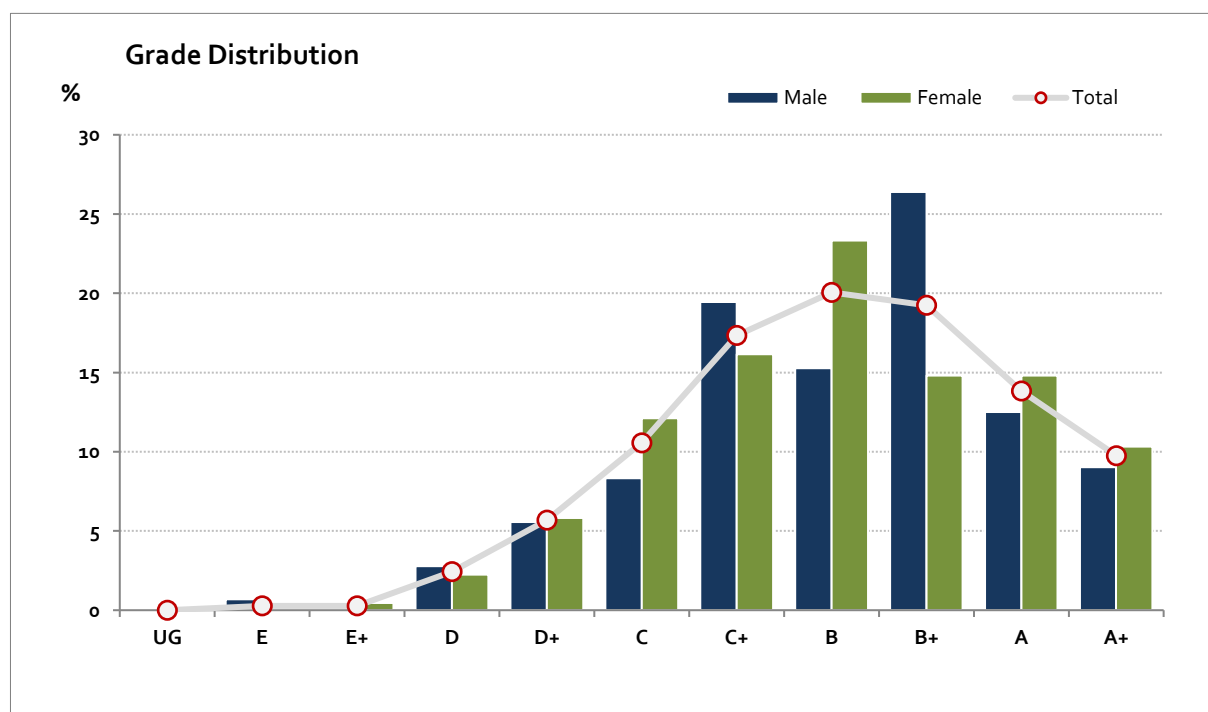
Grade		UG	E	E+	D	D+	C	C+	B	B+	A	A+	NR	Total
Male	n	0	1	0	4	8	12	28	22	38	18	13	0	144
	%	0.0	0.7	0.0	2.8	5.6	8.3	19.4	15.3	26.4	12.5	9.0	0.0	100.0
Female	n	0	0	1	5	13	27	36	52	33	33	23	0	223
	%	0.0	0.0	0.4	2.2	5.8	12.1	16.1	23.3	14.8	14.8	10.3	0.0	100.0
Gender X	n	0	0	0	0	0	0	0	0	0	0	0	2	2
	%	0.0	0.0	0.0	0.0	0.0	0.0	0.0	0.0	0.0	0.0	0.0	100.0	100.0
Total	n	0	1	1	9	21	39	64	74	71	51	36	2	369
	%	0.0	0.3	0.3	2.4	5.7	10.6	17.3	20.1	19.2	13.8	9.8	0.5	100.0
Score Ranges		0-39	40-59	60-88	89-112	113-154	155-188	189-229	230-273	274-321	322-356	357-400	N/A	Max 400

For privacy reasons, a gender with less than 5 students assessed has been assigned to the category of NR (Not Reported).

Summary Statistics:	
Mean	257.5
Std Dev	74.1
Median	B

Not Assessed:	
Male	6
Female	7
Gender X	0
Total	13

Total Enrolments incl. Not Assessed:	
Male	150
Female	230
Gender X	2
Total	382



Gender X data are not shown in the graph due to either (i) numbers are too low for a graph to be meaningful or (ii) there are no data.