

Hindi

Graded Assessment 1 COURSEWORK UNIT 3 2024

Table of Grade Distribution by Gender

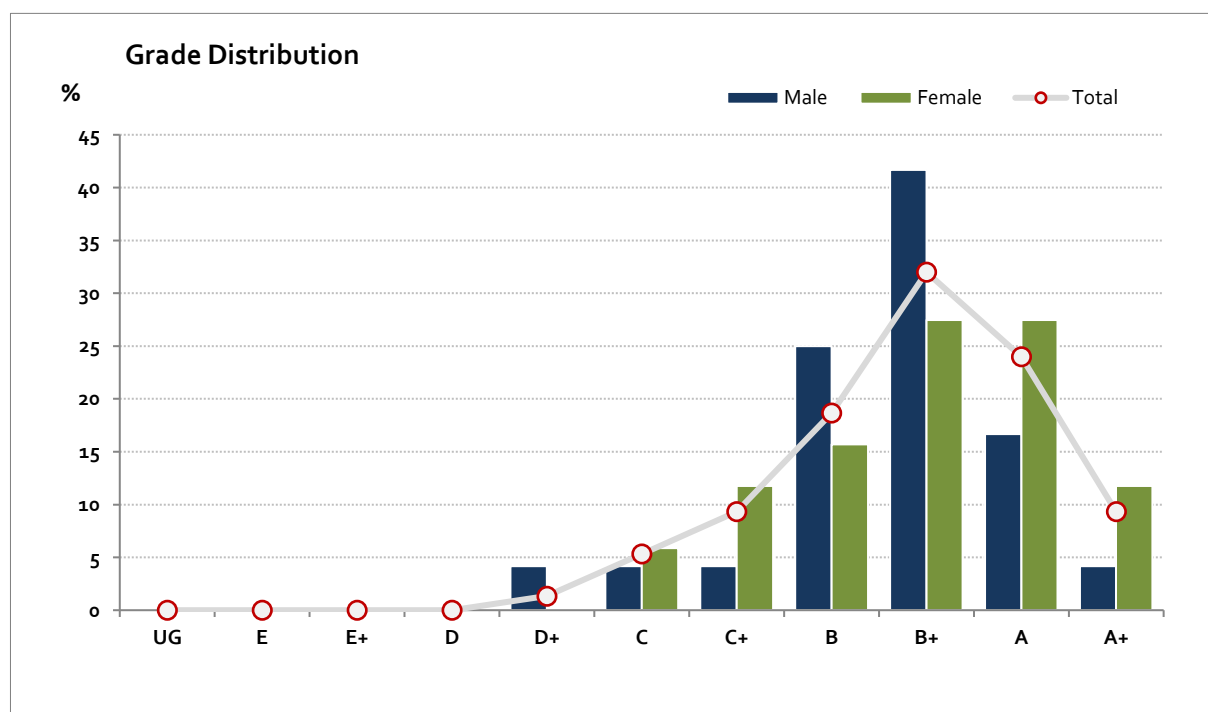
Grade		UG	E	E+	D	D+	C	C+	B	B+	A	A+	NR	Total
Male	n	0	0	0	0	1	1	1	6	10	4	1	0	24
	%	0.0	0.0	0.0	0.0	4.2	4.2	4.2	25.0	41.7	16.7	4.2	0.0	100.0
Female	n	0	0	0	0	0	3	6	8	14	14	6	0	51
	%	0.0	0.0	0.0	0.0	0.0	5.9	11.8	15.7	27.5	27.5	11.8	0.0	100.0
Gender X	n	0	0	0	0	0	0	0	0	0	0	0	0	0
	%	0.0	0.0	0.0	0.0	0.0	0.0	0.0	0.0	0.0	0.0	0.0	0.0	0.0
Total	n	0	0	0	0	1	4	7	14	24	18	7	0	75
	%	0.0	0.0	0.0	0.0	1.3	5.3	9.3	18.7	32.0	24.0	9.3	0.0	100.0
Score Ranges		0-2	3-4	5-9	10-14	15-19	20-27	28-30	31-36	37-41	42-46	47-50	N/A	Max 50

For privacy reasons, a gender with less than 5 students assessed has been assigned to the category of NR (Not Reported).

Summary Statistics:	
Mean	38.2
Std Dev	6.9
Median	B+

Not Assessed:	
Male	0
Female	1
Gender X	0
Total	1

Total Enrolments incl. Not Assessed:	
Male	24
Female	52
Gender X	0
Total	76



Gender X data are not shown in the graph due to either (i) numbers are too low for a graph to be meaningful or (ii) there are no data.

Hindi

Graded Assessment 2 COURSEWORK UNIT 4 2024

Table of Grade Distribution by Gender

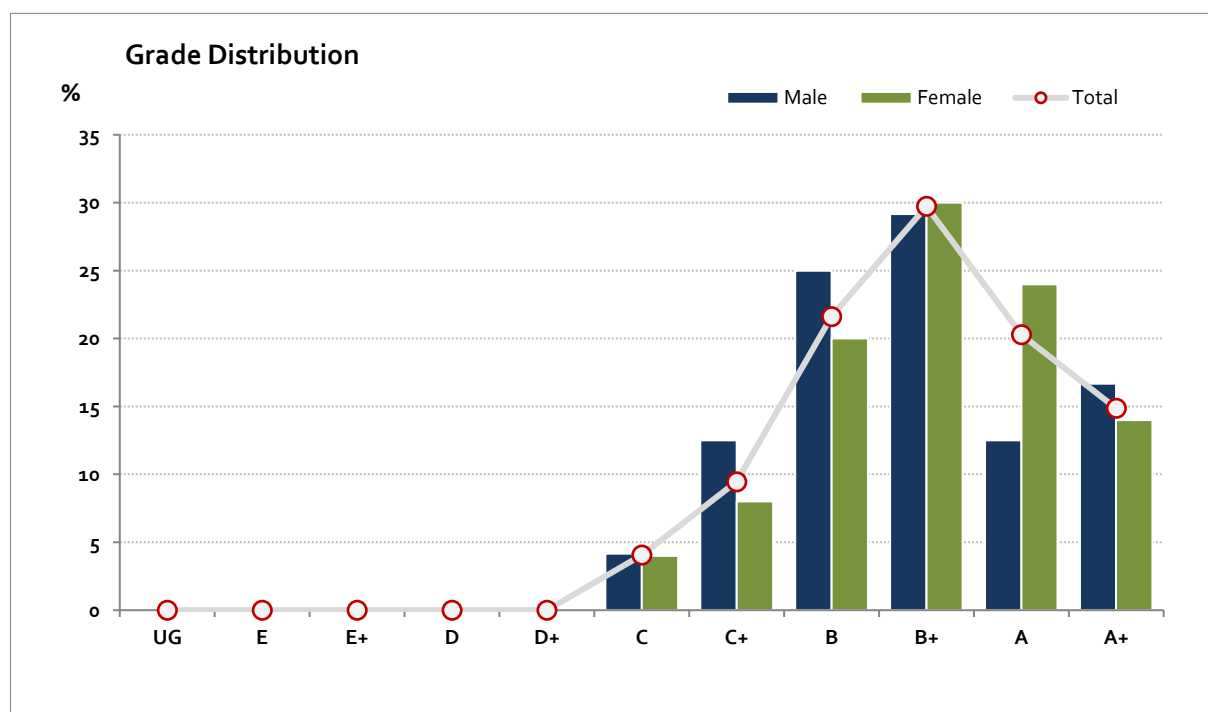
Grade		UG	E	E+	D	D+	C	C+	B	B+	A	A+	NR	Total
Male	n	0	0	0	0	0	1	3	6	7	3	4	0	24
	%	0.0	0.0	0.0	0.0	0.0	4.2	12.5	25.0	29.2	12.5	16.7	0.0	100.0
Female	n	0	0	0	0	0	2	4	10	15	12	7	0	50
	%	0.0	0.0	0.0	0.0	0.0	4.0	8.0	20.0	30.0	24.0	14.0	0.0	100.0
Gender X	n	0	0	0	0	0	0	0	0	0	0	0	0	0
	%	0.0	0.0	0.0	0.0	0.0	0.0	0.0	0.0	0.0	0.0	0.0	0.0	0.0
Total	n	0	0	0	0	0	3	7	16	22	15	11	0	74
	%	0.0	0.0	0.0	0.0	0.0	4.1	9.5	21.6	29.7	20.3	14.9	0.0	100.0
Score Ranges		0-4	5-9	10-14	15-19	20-21	22-23	24-30	31-36	37-41	42-45	46-50	N/A	Max 50

For privacy reasons, a gender with less than 5 students assessed has been assigned to the category of NR (Not Reported).

Summary Statistics:	
Mean	38.4
Std Dev	6.6
Median	B+

Not Assessed:	
Male	0
Female	2
Gender X	0
Total	2

Total Enrolments incl. Not Assessed:	
Male	24
Female	52
Gender X	0
Total	76



Gender X data are not shown in the graph due to either (i) numbers are too low for a graph to be meaningful or (ii) there are no data.

Hindi

Graded Assessment 3 ORAL AND WRITTEN EXAMINATION 2024

Table of Grade Distribution by Gender

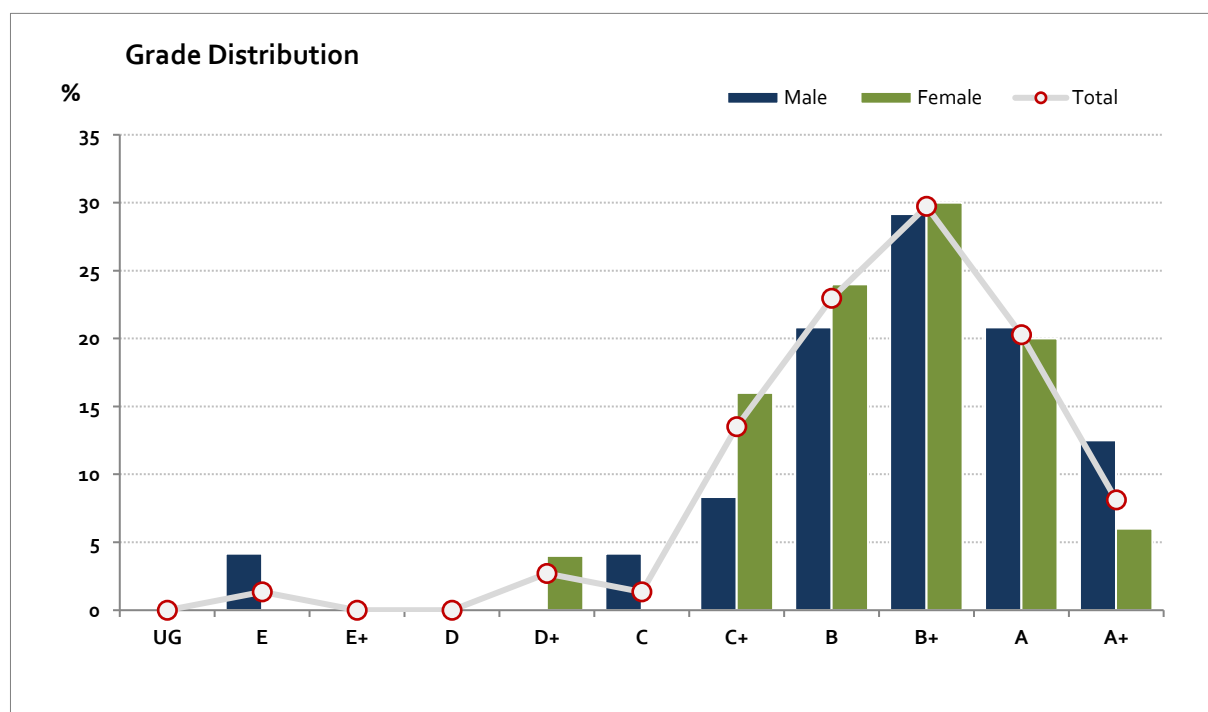
Grade		UG	E	E+	D	D+	C	C+	B	B+	A	A+	NR	Total
Male	n	0	1	0	0	0	1	2	5	7	5	3	0	24
	%	0.0	4.2	0.0	0.0	0.0	4.2	8.3	20.8	29.2	20.8	12.5	0.0	100.0
Female	n	0	0	0	0	2	0	8	12	15	10	3	0	50
	%	0.0	0.0	0.0	0.0	4.0	0.0	16.0	24.0	30.0	20.0	6.0	0.0	100.0
Gender X	n	0	0	0	0	0	0	0	0	0	0	0	0	0
	%	0.0	0.0	0.0	0.0	0.0	0.0	0.0	0.0	0.0	0.0	0.0	0.0	0.0
Total	n	0	1	0	0	2	1	10	17	22	15	6	0	74
	%	0.0	1.4	0.0	0.0	2.7	1.4	13.5	23.0	29.7	20.3	8.1	0.0	100.0
Score Ranges		0-39	40-79	80-119	120-159	160-199	200-212	213-252	253-294	295-321	322-353	354-400	N/A	Max 400

For privacy reasons, a gender with less than 5 students assessed has been assigned to the category of NR (Not Reported).

Summary Statistics:	
Mean	295.1
Std Dev	49.8
Median	B+

Not Assessed:	
Male	0
Female	2
Gender X	0
Total	2

Total Enrolments incl. Not Assessed:	
Male	24
Female	52
Gender X	0
Total	76



Gender X data are not shown in the graph due to either (i) numbers are too low for a graph to be meaningful or (ii) there are no data.