

# Indonesian Second Language

## Graded Assessment 1 COURSEWORK UNIT 3 2024

Table of Grade Distribution by Gender

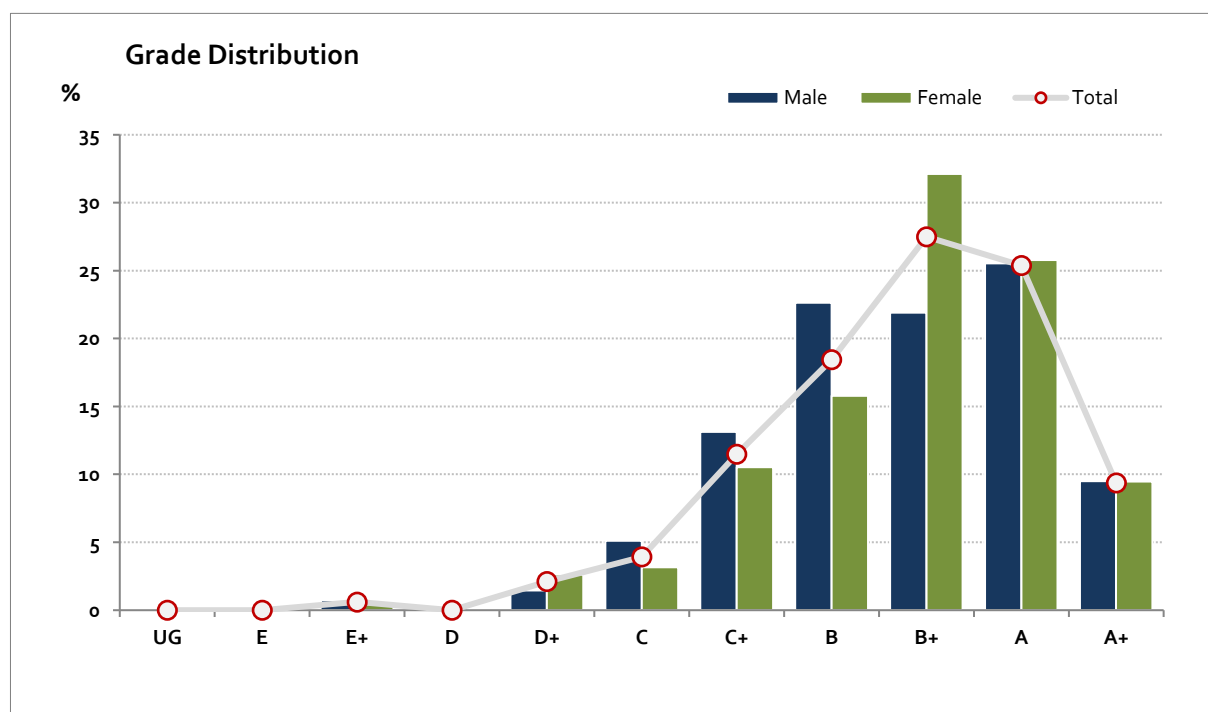
Grade		UG	E	E+	D	D+	C	C+	B	B+	A	A+	NR	Total
Male	n	0	0	1	0	2	7	18	31	30	35	13	0	137
	%	0.0	0.0	0.7	0.0	1.5	5.1	13.1	22.6	21.9	25.5	9.5	0.0	100.0
Female	n	0	0	1	0	5	6	20	30	61	49	18	0	190
	%	0.0	0.0	0.5	0.0	2.6	3.2	10.5	15.8	32.1	25.8	9.5	0.0	100.0
Gender X	n	0	0	0	0	0	0	0	0	0	0	0	4	4
	%	0.0	0.0	0.0	0.0	0.0	0.0	0.0	0.0	0.0	0.0	0.0	100.0	100.0
Total	n	0	0	2	0	7	13	38	61	91	84	31	4	331
	%	0.0	0.0	0.6	0.0	2.1	3.9	11.5	18.4	27.5	25.4	9.4	1.2	100.0
Score Ranges		0-4	5-9	10-14	15-19	20-26	27-29	30-32	33-36	37-41	42-47	48-50	N/A	Max 50

For privacy reasons, a gender with less than 5 students assessed has been assigned to the category of NR (Not Reported).

Summary Statistics:	
Mean	38.6
Std Dev	6.5
Median	B+

Not Assessed:	
Male	1
Female	3
Gender X	0
Total	4

Total Enrolments incl. Not Assessed:	
Male	138
Female	193
Gender X	4
Total	335



Gender X data are not shown in the graph due to either (i) numbers are too low for a graph to be meaningful or (ii) there are no data.

# Indonesian Second Language

## Graded Assessment 2 COURSEWORK UNIT 4 2024

Table of Grade Distribution by Gender

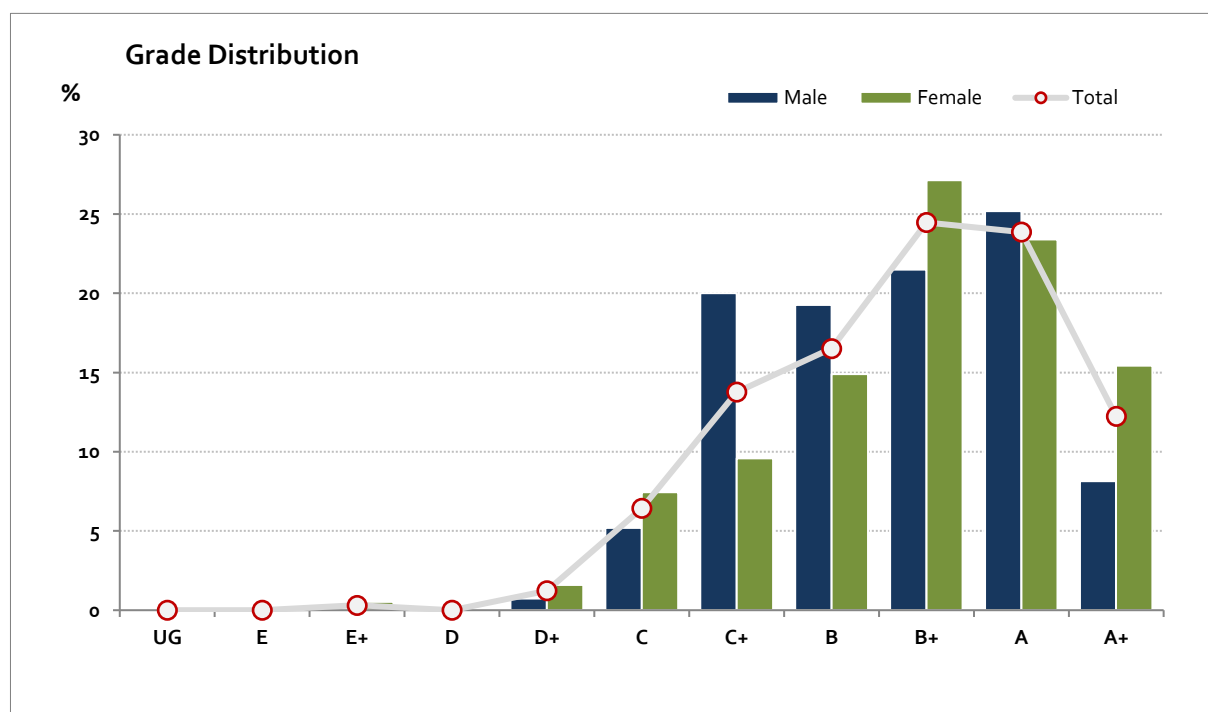
Grade		UG	E	E+	D	D+	C	C+	B	B+	A	A+	NR	Total
Male	n	0	0	0	0	1	7	27	26	29	34	11	0	135
	%	0.0	0.0	0.0	0.0	0.7	5.2	20.0	19.3	21.5	25.2	8.1	0.0	100.0
Female	n	0	0	1	0	3	14	18	28	51	44	29	0	188
	%	0.0	0.0	0.5	0.0	1.6	7.4	9.6	14.9	27.1	23.4	15.4	0.0	100.0
Gender X	n	0	0	0	0	0	0	0	0	0	0	0	4	4
	%	0.0	0.0	0.0	0.0	0.0	0.0	0.0	0.0	0.0	0.0	0.0	100.0	100.0
Total	n	0	0	1	0	4	21	45	54	80	78	40	4	327
	%	0.0	0.0	0.3	0.0	1.2	6.4	13.8	16.5	24.5	23.9	12.2	1.2	100.0
Score Ranges		0-4	5-9	10-14	15-19	20-23	24-28	29-32	33-36	37-41	42-46	47-50	N/A	Max 50

For privacy reasons, a gender with less than 5 students assessed has been assigned to the category of NR (Not Reported).

Summary Statistics:	
Mean	38.5
Std Dev	6.9
Median	B+

Not Assessed:	
Male	3
Female	5
Gender X	0
Total	8

Total Enrolments incl. Not Assessed:	
Male	138
Female	193
Gender X	4
Total	335



Gender X data are not shown in the graph due to either (i) numbers are too low for a graph to be meaningful or (ii) there are no data.

# Indonesian Second Language

## Graded Assessment 3 ORAL AND WRITTEN EXAMINATION 2024

Table of Grade Distribution by Gender

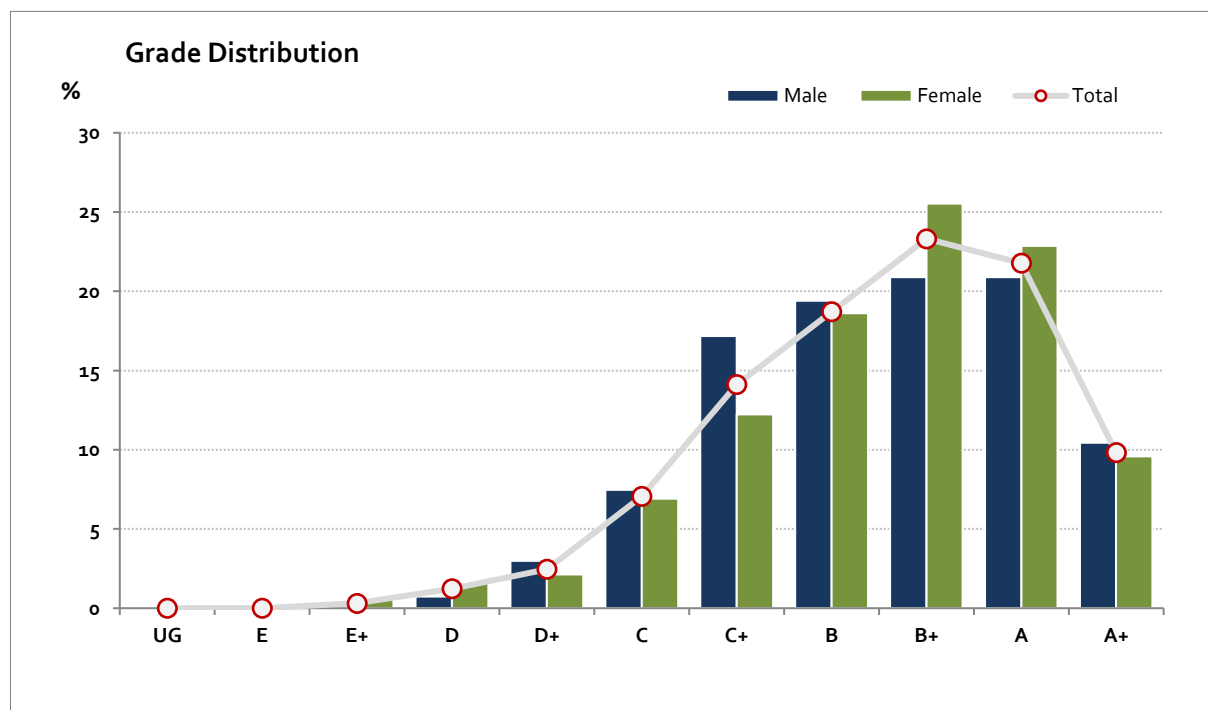
Grade		UG	E	E+	D	D+	C	C+	B	B+	A	A+	NR	Total
Male	n	0	0	0	1	4	10	23	26	28	28	14	0	134
	%	0.0	0.0	0.0	0.7	3.0	7.5	17.2	19.4	20.9	20.9	10.4	0.0	100.0
Female	n	0	0	1	3	4	13	23	35	48	43	18	0	188
	%	0.0	0.0	0.5	1.6	2.1	6.9	12.2	18.6	25.5	22.9	9.6	0.0	100.0
Gender X	n	0	0	0	0	0	0	0	0	0	0	0	4	4
	%	0.0	0.0	0.0	0.0	0.0	0.0	0.0	0.0	0.0	0.0	0.0	100.0	100.0
Total	n	0	0	1	4	8	23	46	61	76	71	32	4	326
	%	0.0	0.0	0.3	1.2	2.5	7.1	14.1	18.7	23.3	21.8	9.8	1.2	100.0
Score Ranges		0-39	40-48	49-64	65-73	74-92	93-132	133-159	160-204	205-246	247-296	297-400	N/A	Max 400

For privacy reasons, a gender with less than 5 students assessed has been assigned to the category of NR (Not Reported).

Summary Statistics:	
Mean	210.6
Std Dev	64.1
Median	B+

Not Assessed:	
Male	4
Female	5
Gender X	0
Total	9

Total Enrolments incl. Not Assessed:	
Male	138
Female	193
Gender X	4
Total	335



Gender X data are not shown in the graph due to either (i) numbers are too low for a graph to be meaningful or (ii) there are no data.