

# Music Contemporary Performance

## Graded Assessment 1 COURSEWORK UNIT 3/4

2024

Table of Grade Distribution by Gender

Grade		UG	E	E+	D	D+	C	C+	B	B+	A	A+	NR	Total
Male	n	0	1	2	1	9	51	89	114	113	53	42	0	475
	%	0.0	0.2	0.4	0.2	1.9	10.7	18.7	24.0	23.8	11.2	8.8	0.0	100.0
Female	n	0	0	1	2	4	35	72	97	91	67	32	0	401
	%	0.0	0.0	0.2	0.5	1.0	8.7	18.0	24.2	22.7	16.7	8.0	0.0	100.0
Gender X	n	0	1	0	0	0	5	2	6	2	0	1	0	17
	%	0.0	5.9	0.0	0.0	0.0	29.4	11.8	35.3	11.8	0.0	5.9	0.0	100.0
Total	n	0	2	3	3	13	91	163	217	206	120	75	0	893
	%	0.0	0.2	0.3	0.3	1.5	10.2	18.3	24.3	23.1	13.4	8.4	0.0	100.0
Score Ranges		0-9	10-19	20-22	23-25	26-35	36-55	56-65	66-74	75-84	85-93	94-100	N/A	Max 100

For privacy reasons, a gender with less than 5 students assessed has been assigned to the category of NR (Not Reported).

### Summary Statistics:

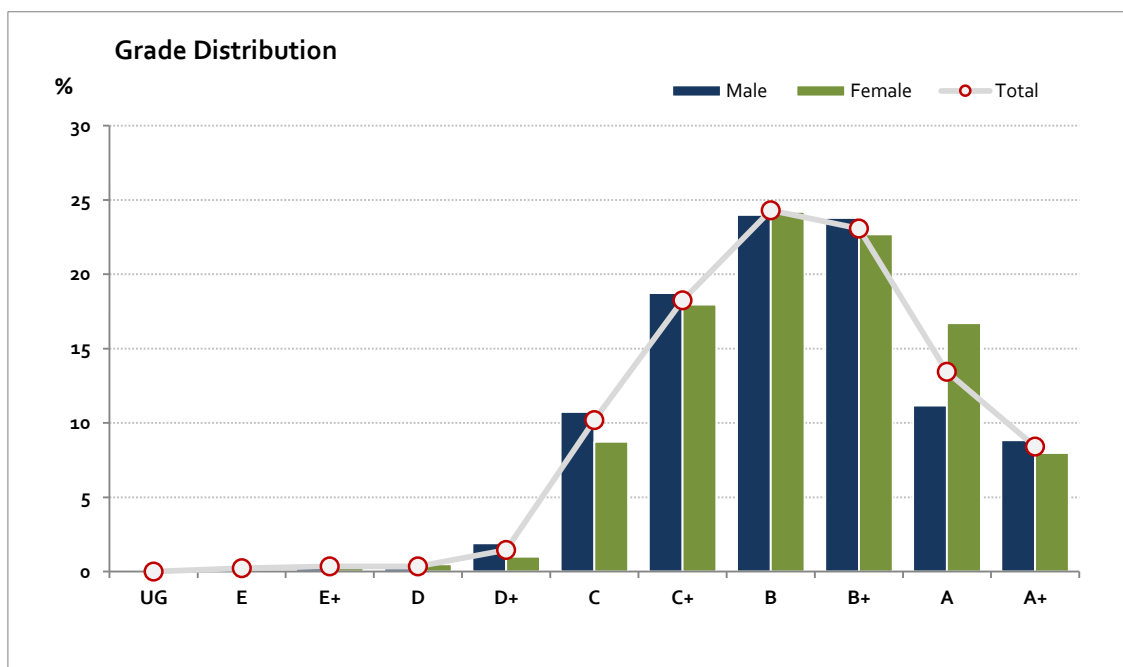
Mean	71.9
Std Dev	15.7
Median	B

### Not Assessed:

Male	82
Female	69
Gender X	4
Total	155

### Total Enrolments incl. Not Assessed:

Male	557
Female	470
Gender X	21
Total	1,048



Gender X data are not shown in the graph due to either (i) numbers are too low for a graph to be meaningful or (ii) there are no data.

# Music Contemporary Performance

## Graded Assessment 2 PERFORMANCE EXAMINATION 2024

Table of Grade Distribution by Gender

Grade		UG	E	E+	D	D+	C	C+	B	B+	A	A+	NR	Total
Male	n	0	0	0	41	59	67	68	77	44	41	49	0	446
	%	0.0	0.0	0.0	9.2	13.2	15.0	15.2	17.3	9.9	9.2	11.0	0.0	100.0
Female	n	0	0	0	26	38	52	83	42	65	51	26	0	383
	%	0.0	0.0	0.0	6.8	9.9	13.6	21.7	11.0	17.0	13.3	6.8	0.0	100.0
Gender X	n	0	0	0	6	1	4	1	0	1	0	1	0	14
	%	0.0	0.0	0.0	42.9	7.1	28.6	7.1	0.0	7.1	0.0	7.1	0.0	100.0
Total	n	0	0	0	73	98	123	152	119	110	92	76	0	843
	%	0.0	0.0	0.0	8.7	11.6	14.6	18.0	14.1	13.0	10.9	9.0	0.0	100.0
Score Ranges		0-15	16-31	32-47	48-86	87-96	97-110	111-124	125-136	137-147	148-158	159-160	N/A	Max 160

For privacy reasons, a gender with less than 5 students assessed has been assigned to the category of NR (Not Reported).

### Summary Statistics:

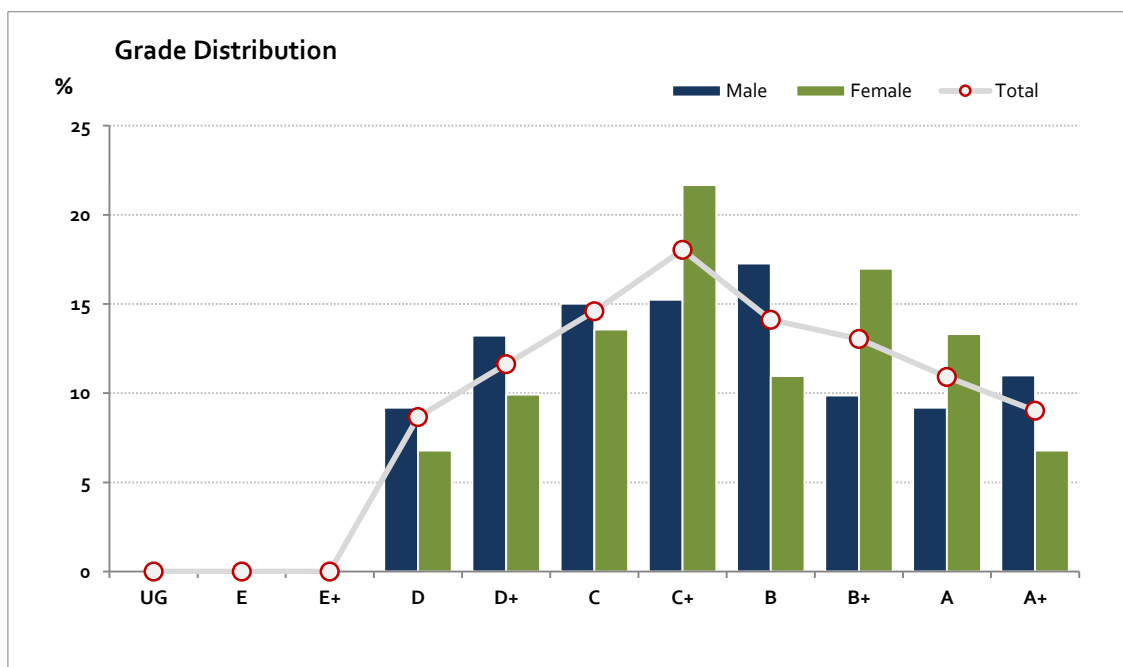
Mean	121.6
Std Dev	25.7
Median	C+

### Not Assessed:

Male	111
Female	87
Gender X	7
Total	205

### Total Enrolments incl. Not Assessed:

Male	557
Female	470
Gender X	21
Total	1,048



Gender X data are not shown in the graph due to either (i) numbers are too low for a graph to be meaningful or (ii) there are no data.

# Music Contemporary Performance

## Graded Assessment 3 AURAL AND WRITTEN EXAMINATION 2024

Table of Grade Distribution by Gender

Grade		UG	E	E+	D	D+	C	C+	B	B+	A	A+	NR	Total
Male	n	0	3	19	34	50	62	64	71	51	47	41	0	442
	%	0.0	0.7	4.3	7.7	11.3	14.0	14.5	16.1	11.5	10.6	9.3	0.0	100.0
Female	n	1	9	21	22	49	55	72	53	47	29	22	0	380
	%	0.3	2.4	5.5	5.8	12.9	14.5	18.9	13.9	12.4	7.6	5.8	0.0	100.0
Gender X	n	0	1	0	2	2	1	3	1	2	1	1	0	14
	%	0.0	7.1	0.0	14.3	14.3	7.1	21.4	7.1	14.3	7.1	7.1	0.0	100.0
Total	n	1	13	40	58	101	118	139	125	100	77	64	0	836
	%	0.1	1.6	4.8	6.9	12.1	14.1	16.6	15.0	12.0	9.2	7.7	0.0	100.0
Score Ranges		0-11	12-23	24-32	33-41	42-50	51-59	60-69	70-78	79-88	89-97	98-120	N/A	Max 120

For privacy reasons, a gender with less than 5 students assessed has been assigned to the category of NR (Not Reported).

### Summary Statistics:

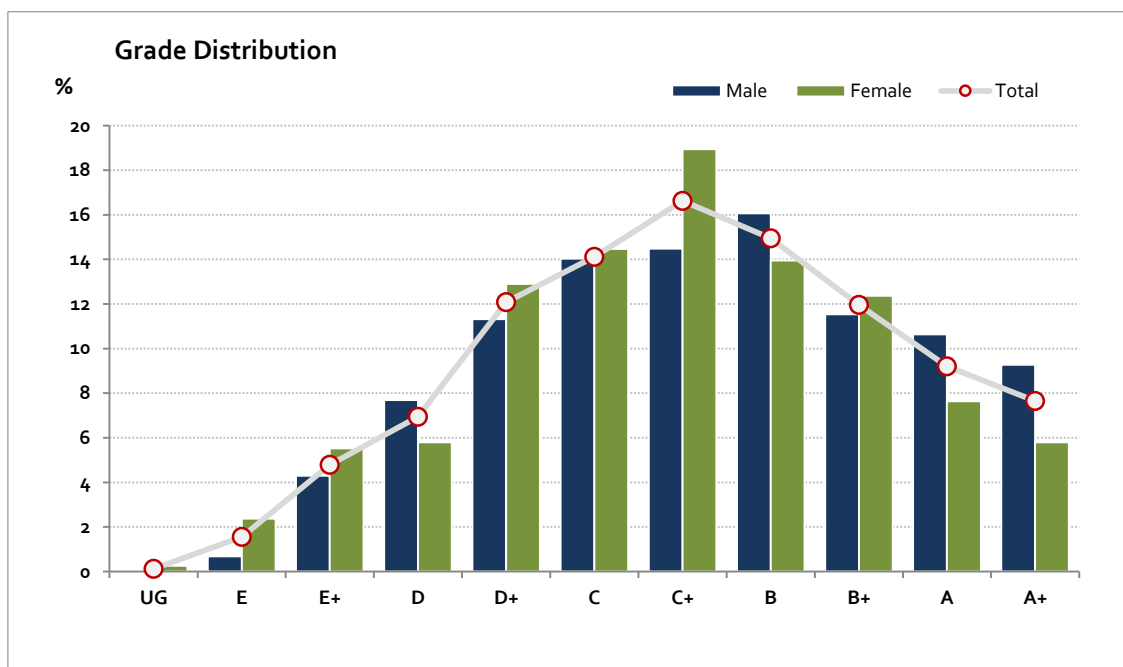
Mean	66
Std Dev	21.5
Median	C+

### Not Assessed:

Male	115
Female	90
Gender X	7
Total	212

### Total Enrolments incl. Not Assessed:

Male	557
Female	470
Gender X	21
Total	1,048



Gender X data are not shown in the graph due to either (i) numbers are too low for a graph to be meaningful or (ii) there are no data.