

# Music Inquiry

## Graded Assessment 1 COURSEWORK UNIT 3/4 2024

Table of Grade Distribution by Gender

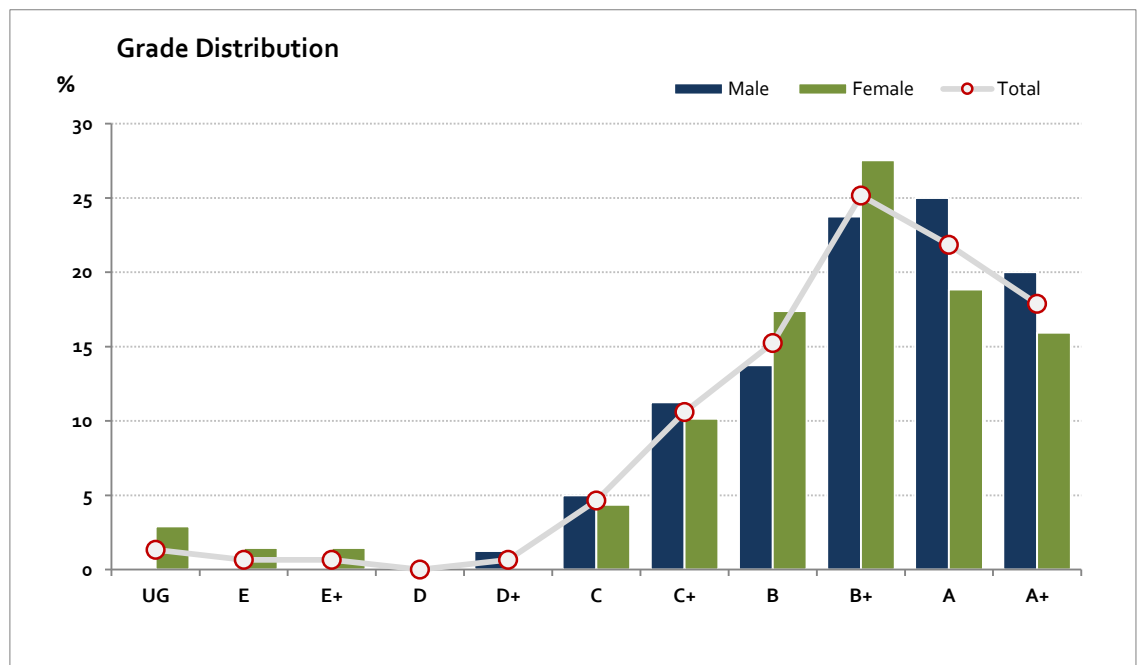
Grade		UG	E	E+	D	D+	C	C+	B	B+	A	A+	NR	Total
Male	n	0	0	0	0	1	4	9	11	19	20	16	0	80
	%	0.0	0.0	0.0	0.0	1.3	5.0	11.3	13.8	23.8	25.0	20.0	0.0	100.0
Female	n	2	1	1	0	0	3	7	12	19	13	11	0	69
	%	2.9	1.4	1.4	0.0	0.0	4.3	10.1	17.4	27.5	18.8	15.9	0.0	100.0
Gender X	n	0	0	0	0	0	0	0	0	0	0	0	2	2
	%	0.0	0.0	0.0	0.0	0.0	0.0	0.0	0.0	0.0	0.0	0.0	100.0	100.0
Total	n	2	1	1	0	1	7	16	23	38	33	27	2	151
	%	1.3	0.7	0.7	0.0	0.7	4.6	10.6	15.2	25.2	21.9	17.9	1.3	100.0
Score Ranges		0-7	8-10	11-13	14-16	17-20	21-33	34-41	42-48	49-57	58-65	66-75	N/A	Max 75

For privacy reasons, a gender with less than 5 students assessed has been assigned to the category of NR (Not Reported).

Summary Statistics:	
Mean	52.7
Std Dev	14.4
Median	B+

Not Assessed:	
Male	12
Female	10
Gender X	4
Total	26

Total Enrolments incl. Not Assessed:	
Male	92
Female	79
Gender X	6
Total	177



Gender X data are not shown in the graph due to either (i) numbers are too low for a graph to be meaningful or (ii) there are no data.

# Music Inquiry

## Graded Assessment 2 EXTERNALLY-ASSESSED TASK 2024

Table of Grade Distribution by Gender

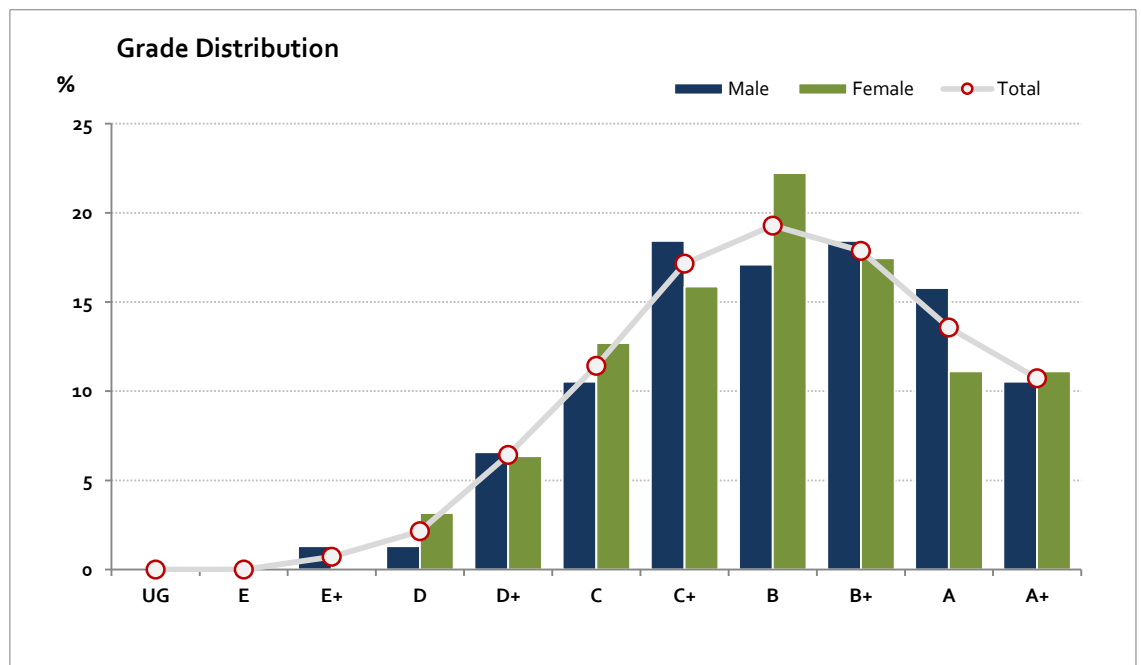
Grade		UG	E	E+	D	D+	C	C+	B	B+	A	A+	NR	Total
Male	n	0	0	1	1	5	8	14	13	14	12	8	0	76
	%	0.0	0.0	1.3	1.3	6.6	10.5	18.4	17.1	18.4	15.8	10.5	0.0	100.0
Female	n	0	0	0	2	4	8	10	14	11	7	7	0	63
	%	0.0	0.0	0.0	3.2	6.3	12.7	15.9	22.2	17.5	11.1	11.1	0.0	100.0
Gender X	n	0	0	0	0	0	0	0	0	0	0	0	1	1
	%	0.0	0.0	0.0	0.0	0.0	0.0	0.0	0.0	0.0	0.0	0.0	100.0	100.0
Total	n	0	0	1	3	9	16	24	27	25	19	15	1	140
	%	0.0	0.0	0.7	2.1	6.4	11.4	17.1	19.3	17.9	13.6	10.7	0.7	100.0
Score Ranges		0-19	20-39	40-59	60-69	70-102	103-123	124-141	142-157	158-171	172-182	183-200	N/A	Max 200

For privacy reasons, a gender with less than 5 students assessed has been assigned to the category of NR (Not Reported).

Summary Statistics:	
Mean	146.9
Std Dev	31.6
Median	B

Not Assessed:	
Male	16
Female	16
Gender X	5
Total	37

Total Enrolments incl. Not Assessed:	
Male	92
Female	79
Gender X	6
Total	177



Gender X data are not shown in the graph due to either (i) numbers are too low for a graph to be meaningful or (ii) there are no data.

# Music Inquiry

## Graded Assessment 3 AURAL AND WRITTEN EXAMINATION 2024

Table of Grade Distribution by Gender

Grade		UG	E	E+	D	D+	C	C+	B	B+	A	A+	NR	Total
Male	n	0	0	0	4	7	10	10	15	12	8	8	0	74
	%	0.0	0.0	0.0	5.4	9.5	13.5	13.5	20.3	16.2	10.8	10.8	0.0	100.0
Female	n	0	0	0	1	6	7	18	9	8	9	4	0	62
	%	0.0	0.0	0.0	1.6	9.7	11.3	29.0	14.5	12.9	14.5	6.5	0.0	100.0
Gender X	n	0	0	0	0	0	0	0	0	0	0	0	1	1
	%	0.0	0.0	0.0	0.0	0.0	0.0	0.0	0.0	0.0	0.0	0.0	100.0	100.0
Total	n	0	0	0	5	13	17	28	24	20	17	12	1	137
	%	0.0	0.0	0.0	3.6	9.5	12.4	20.4	17.5	14.6	12.4	8.8	0.7	100.0
Score Ranges		0-7	8-14	15-29	30-39	40-56	57-69	70-82	83-95	96-110	111-124	125-150	N/A	Max 150

For privacy reasons, a gender with less than 5 students assessed has been assigned to the category of NR (Not Reported).

### Summary Statistics:

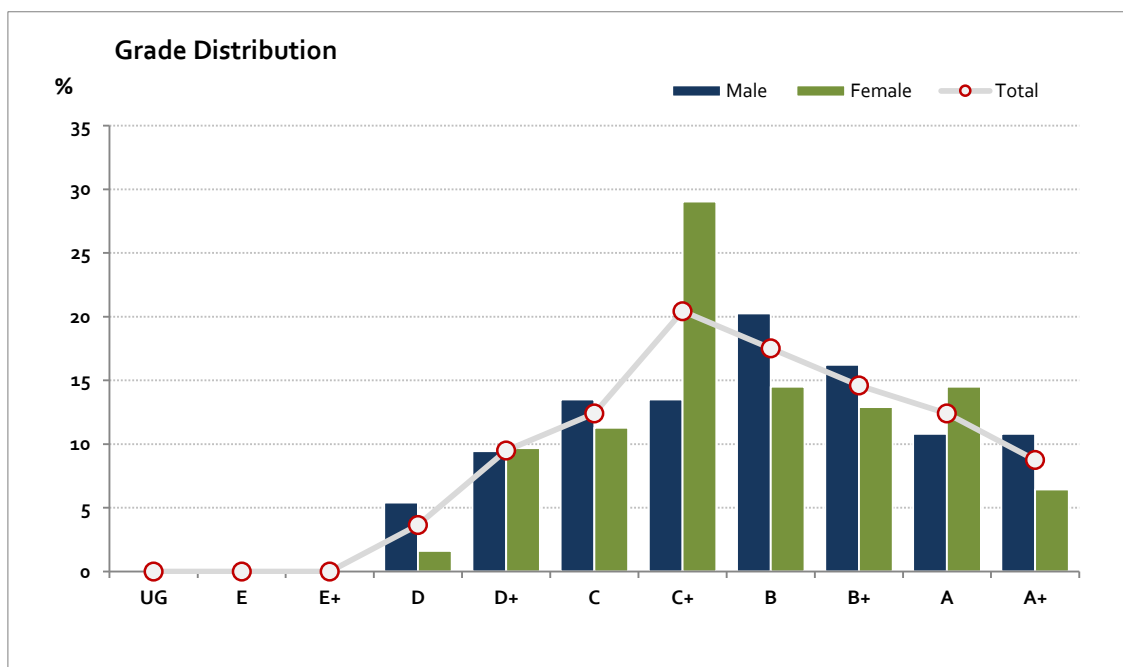
Mean	86.4
Std Dev	25.5
Median	B

### Not Assessed:

Male	18
Female	17
Gender X	5
Total	40

### Total Enrolments incl. Not Assessed:

Male	92
Female	79
Gender X	6
Total	177



Gender X data are not shown in the graph due to either (i) numbers are too low for a graph to be meaningful or (ii) there are no data.