

Turkish

Graded Assessment 1 COURSEWORK UNIT 3 2024

Table of Grade Distribution by Gender

Grade		UG	E	E+	D	D+	C	C+	B	B+	A	A+	NR	Total
Male	n	0	0	0	0	0	3	7	7	3	5	0	0	25
	%	0.0	0.0	0.0	0.0	0.0	12.0	28.0	28.0	12.0	20.0	0.0	0.0	100.0
Female	n	0	0	0	0	0	1	4	6	13	9	5	0	38
	%	0.0	0.0	0.0	0.0	0.0	2.6	10.5	15.8	34.2	23.7	13.2	0.0	100.0
Gender X	n	0	0	0	0	0	0	0	0	0	0	0	0	0
	%	0.0	0.0	0.0	0.0	0.0	0.0	0.0	0.0	0.0	0.0	0.0	0.0	0.0
Total	n	0	0	0	0	0	4	11	13	16	14	5	0	63
	%	0.0	0.0	0.0	0.0	0.0	6.3	17.5	20.6	25.4	22.2	7.9	0.0	100.0
Score Ranges		0-4	5-9	10-14	15-19	20-24	25-29	30-32	33-38	39-43	44-47	48-50	N/A	Max 50

For privacy reasons, a gender with less than 5 students assessed has been assigned to the category of NR (Not Reported).

Summary Statistics:

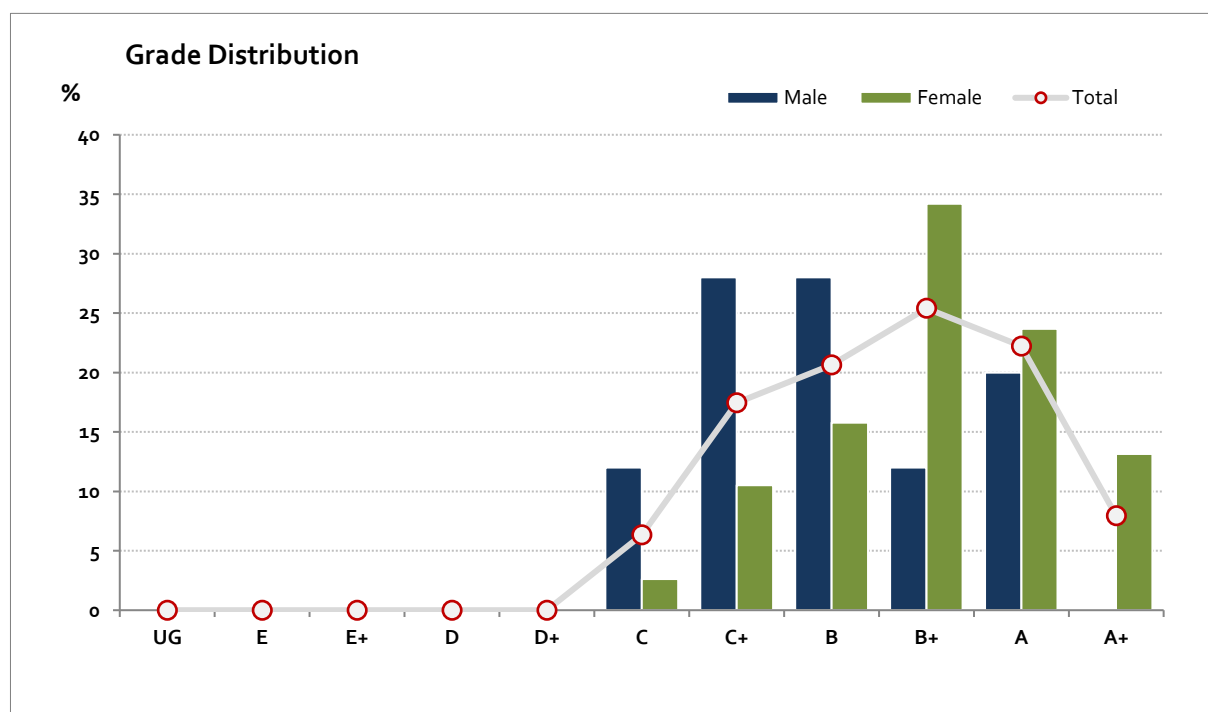
Mean	39
Std Dev	6.5
Median	B+

Not Assessed:

Male	4
Female	2
Gender X	0
Total	6

Total Enrolments incl. Not Assessed:

Male	29
Female	40
Gender X	0
Total	69



Gender X data are not shown in the graph due to either (i) numbers are too low for a graph to be meaningful or (ii) there are no data.

Turkish

Graded Assessment 2 COURSEWORK UNIT 4 2024

Table of Grade Distribution by Gender

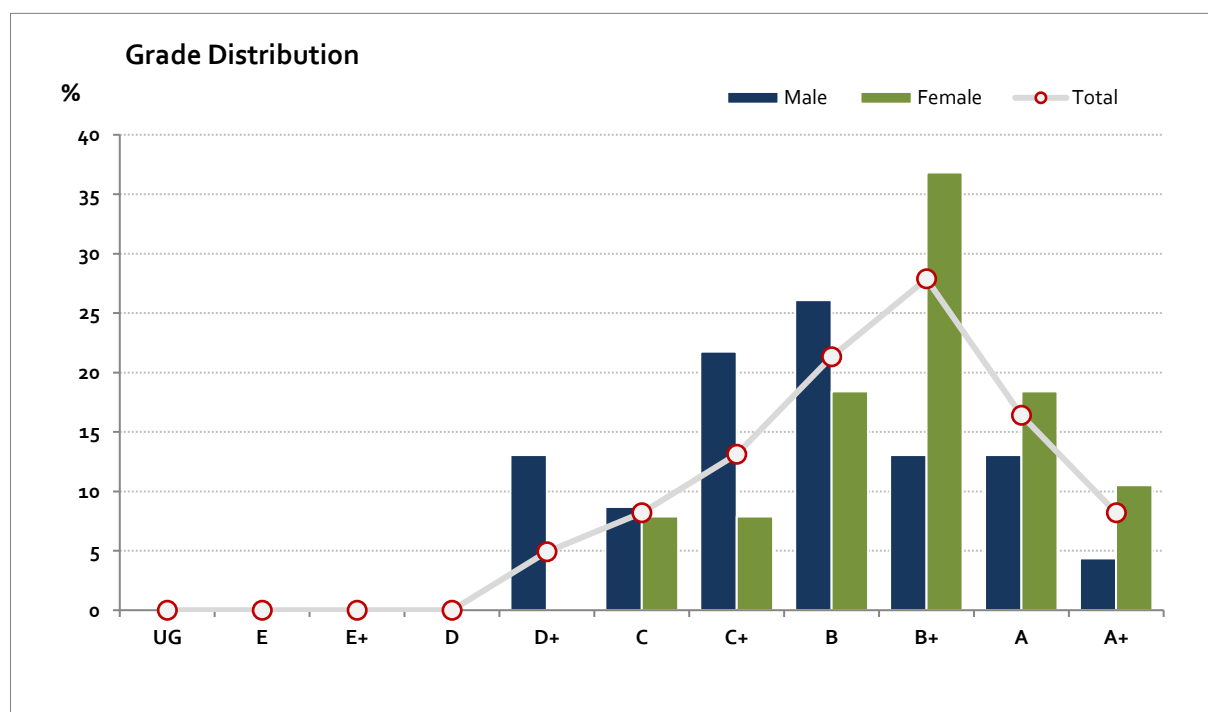
Grade		UG	E	E+	D	D+	C	C+	B	B+	A	A+	NR	Total
Male	n	0	0	0	0	3	2	5	6	3	3	1	0	23
	%	0.0	0.0	0.0	0.0	13.0	8.7	21.7	26.1	13.0	13.0	4.3	0.0	100.0
Female	n	0	0	0	0	0	3	3	7	14	7	4	0	38
	%	0.0	0.0	0.0	0.0	0.0	7.9	7.9	18.4	36.8	18.4	10.5	0.0	100.0
Gender X	n	0	0	0	0	0	0	0	0	0	0	0	0	0
	%	0.0	0.0	0.0	0.0	0.0	0.0	0.0	0.0	0.0	0.0	0.0	0.0	0.0
Total	n	0	0	0	0	3	5	8	13	17	10	5	0	61
	%	0.0	0.0	0.0	0.0	4.9	8.2	13.1	21.3	27.9	16.4	8.2	0.0	100.0
Score Ranges		0-4	5-9	10-14	15-22	23-26	27-31	32-35	36-41	42-44	45-46	47-50	N/A	Max 50

For privacy reasons, a gender with less than 5 students assessed has been assigned to the category of NR (Not Reported).

Summary Statistics:	
Mean	39.6
Std Dev	6.4
Median	B+

Not Assessed:	
Male	6
Female	2
Gender X	0
Total	8

Total Enrolments incl. Not Assessed:	
Male	29
Female	40
Gender X	0
Total	69



Gender X data are not shown in the graph due to either (i) numbers are too low for a graph to be meaningful or (ii) there are no data.

Turkish

Graded Assessment 3 ORAL AND WRITTEN EXAMINATION 2024

Table of Grade Distribution by Gender

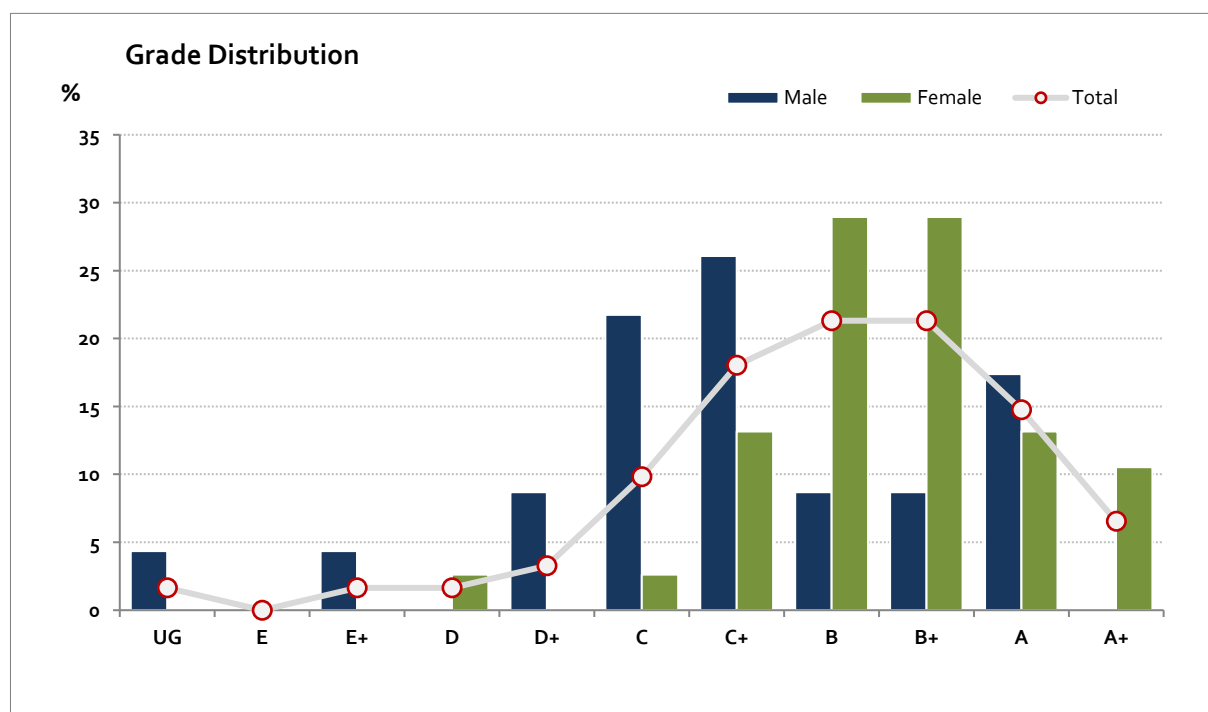
Grade		UG	E	E+	D	D+	C	C+	B	B+	A	A+	NR	Total
Male	n	1	0	1	0	2	5	6	2	2	4	0	0	23
	%	4.3	0.0	4.3	0.0	8.7	21.7	26.1	8.7	8.7	17.4	0.0	0.0	100.0
Female	n	0	0	0	1	0	1	5	11	11	5	4	0	38
	%	0.0	0.0	0.0	2.6	0.0	2.6	13.2	28.9	28.9	13.2	10.5	0.0	100.0
Gender X	n	0	0	0	0	0	0	0	0	0	0	0	0	0
	%	0.0	0.0	0.0	0.0	0.0	0.0	0.0	0.0	0.0	0.0	0.0	0.0	0.0
Total	n	1	0	1	1	2	6	11	13	13	9	4	0	61
	%	1.6	0.0	1.6	1.6	3.3	9.8	18.0	21.3	21.3	14.8	6.6	0.0	100.0
Score Ranges		0-39	40-79	80-119	120-159	160-183	184-221	222-250	251-301	302-334	335-359	360-400	N/A	Max 400

For privacy reasons, a gender with less than 5 students assessed has been assigned to the category of NR (Not Reported).

Summary Statistics:	
Mean	273.2
Std Dev	68.7
Median	B

Not Assessed:	
Male	6
Female	2
Gender X	0
Total	8

Total Enrolments incl. Not Assessed:	
Male	29
Female	40
Gender X	0
Total	69



Gender X data are not shown in the graph due to either (i) numbers are too low for a graph to be meaningful or (ii) there are no data.