

# Vietnamese First Language

## Graded Assessment 1 COURSEWORK UNIT 3 2024

Table of Grade Distribution by Gender

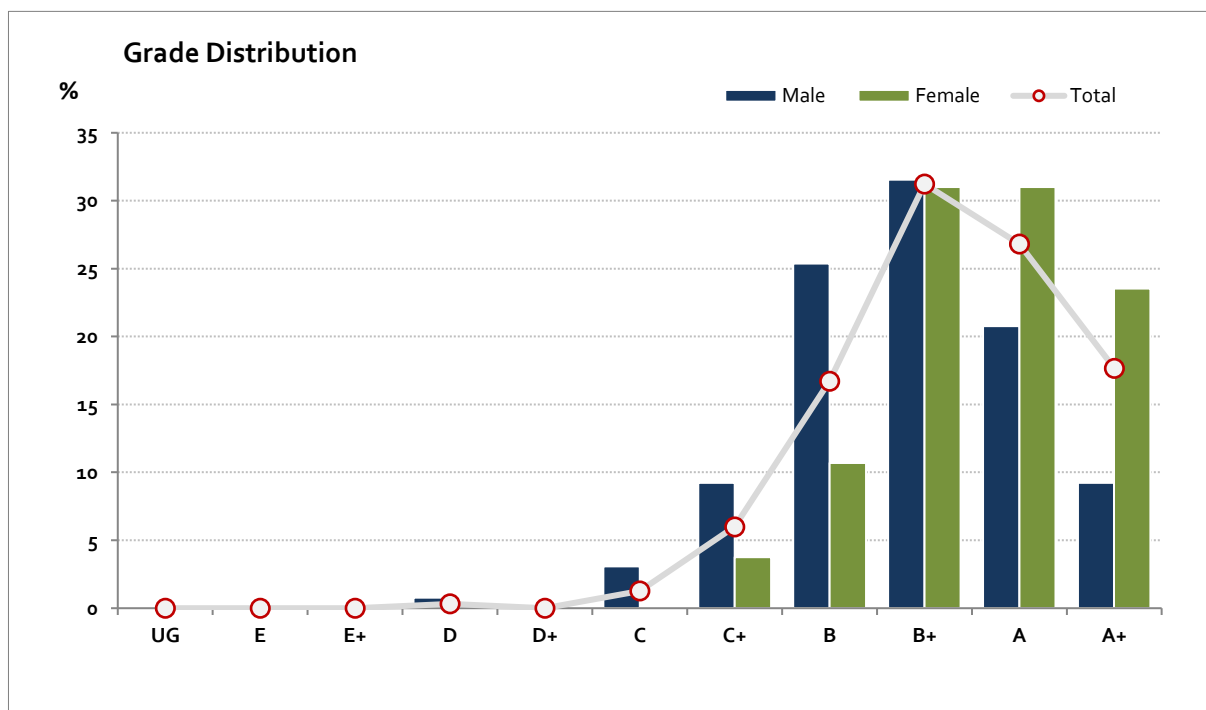
Grade		UG	E	E+	D	D+	C	C+	B	B+	A	A+	NR	Total
Male	n	0	0	0	1	0	4	12	33	41	27	12	0	130
	%	0.0	0.0	0.0	0.8	0.0	3.1	9.2	25.4	31.5	20.8	9.2	0.0	100.0
Female	n	0	0	0	0	0	0	7	20	58	58	44	0	187
	%	0.0	0.0	0.0	0.0	0.0	0.0	3.7	10.7	31.0	31.0	23.5	0.0	100.0
Gender X	n	0	0	0	0	0	0	0	0	0	0	0	0	0
	%	0.0	0.0	0.0	0.0	0.0	0.0	0.0	0.0	0.0	0.0	0.0	0.0	0.0
Total	n	0	0	0	1	0	4	19	53	99	85	56	0	317
	%	0.0	0.0	0.0	0.3	0.0	1.3	6.0	16.7	31.2	26.8	17.7	0.0	100.0
Score Ranges		0-4	5-9	10-14	15-19	20-21	22-23	24-28	29-33	34-38	39-43	44-50	N/A	Max 50

For privacy reasons, a gender with less than 5 students assessed has been assigned to the category of NR (Not Reported).

Summary Statistics:	
Mean	37.5
Std Dev	6.1
Median	B+

Not Assessed:	
Male	4
Female	18
Gender X	0
Total	22

Total Enrolments incl. Not Assessed:	
Male	134
Female	205
Gender X	0
Total	339



Gender X data are not shown in the graph due to either (i) numbers are too low for a graph to be meaningful or (ii) there are no data.

# Vietnamese First Language

## Graded Assessment 2 COURSEWORK UNIT 4 2024

Table of Grade Distribution by Gender

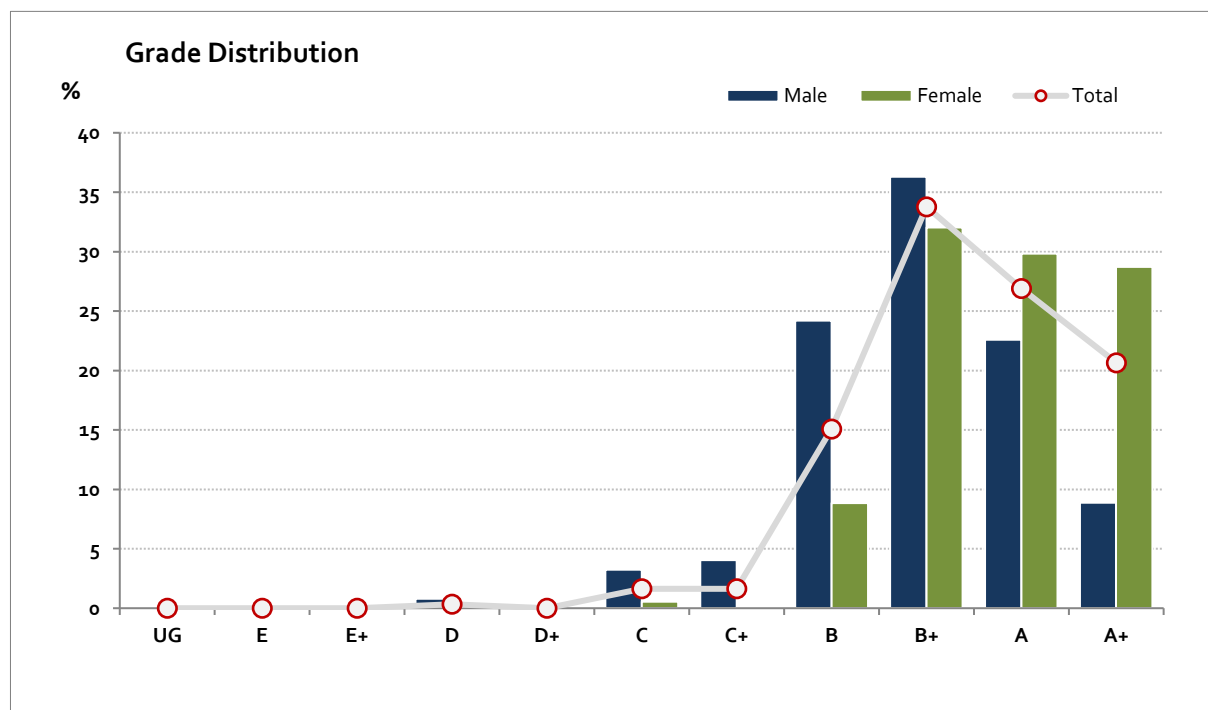
Grade		UG	E	E+	D	D+	C	C+	B	B+	A	A+	NR	Total
Male	n	0	0	0	1	0	4	5	30	45	28	11	0	124
	%	0.0	0.0	0.0	0.8	0.0	3.2	4.0	24.2	36.3	22.6	8.9	0.0	100.0
Female	n	0	0	0	0	0	1	0	16	58	54	52	0	181
	%	0.0	0.0	0.0	0.0	0.0	0.6	0.0	8.8	32.0	29.8	28.7	0.0	100.0
Gender X	n	0	0	0	0	0	0	0	0	0	0	0	0	0
	%	0.0	0.0	0.0	0.0	0.0	0.0	0.0	0.0	0.0	0.0	0.0	0.0	0.0
Total	n	0	0	0	1	0	5	5	46	103	82	63	0	305
	%	0.0	0.0	0.0	0.3	0.0	1.6	1.6	15.1	33.8	26.9	20.7	0.0	100.0
Score Ranges		0-4	5-9	10-14	15-19	20-21	22-23	24-26	27-32	33-38	39-42	43-50	N/A	Max 50

For privacy reasons, a gender with less than 5 students assessed has been assigned to the category of NR (Not Reported).

Summary Statistics:	
Mean	37.8
Std Dev	6
Median	B+

Not Assessed:	
Male	10
Female	24
Gender X	0
Total	34

Total Enrolments incl. Not Assessed:	
Male	134
Female	205
Gender X	0
Total	339



Gender X data are not shown in the graph due to either (i) numbers are too low for a graph to be meaningful or (ii) there are no data.

# Vietnamese First Language

## Graded Assessment 3 ORAL AND WRITTEN EXAMINATION 2024

Table of Grade Distribution by Gender

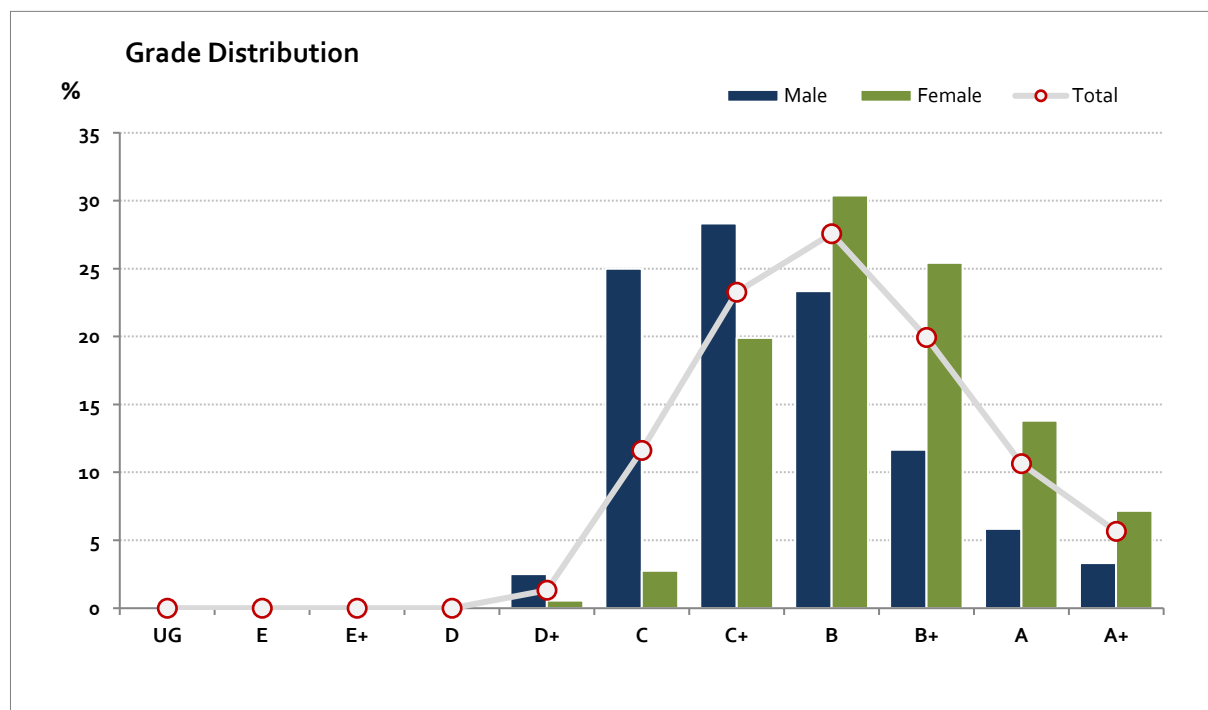
Grade		UG	E	E+	D	D+	C	C+	B	B+	A	A+	NR	Total
Male	n	0	0	0	0	3	30	34	28	14	7	4	0	120
	%	0.0	0.0	0.0	0.0	2.5	25.0	28.3	23.3	11.7	5.8	3.3	0.0	100.0
Female	n	0	0	0	0	1	5	36	55	46	25	13	0	181
	%	0.0	0.0	0.0	0.0	0.6	2.8	19.9	30.4	25.4	13.8	7.2	0.0	100.0
Gender X	n	0	0	0	0	0	0	0	0	0	0	0	0	0
	%	0.0	0.0	0.0	0.0	0.0	0.0	0.0	0.0	0.0	0.0	0.0	0.0	0.0
Total	n	0	0	0	0	4	35	70	83	60	32	17	0	301
	%	0.0	0.0	0.0	0.0	1.3	11.6	23.3	27.6	19.9	10.6	5.6	0.0	100.0
Score Ranges		0-19	20-39	40-59	60-79	80-99	100-121	122-136	137-148	149-159	160-168	169-200	N/A	Max 200

For privacy reasons, a gender with less than 5 students assessed has been assigned to the category of NR (Not Reported).

Summary Statistics:	
Mean	141.4
Std Dev	18
Median	B

Not Assessed:	
Male	14
Female	24
Gender X	0
Total	38

Total Enrolments incl. Not Assessed:	
Male	134
Female	205
Gender X	0
Total	339



Gender X data are not shown in the graph due to either (i) numbers are too low for a graph to be meaningful or (ii) there are no data.