

# Vietnamese Second Language

## Graded Assessment 1 COURSEWORK UNIT 3 2024

Table of Grade Distribution by Gender

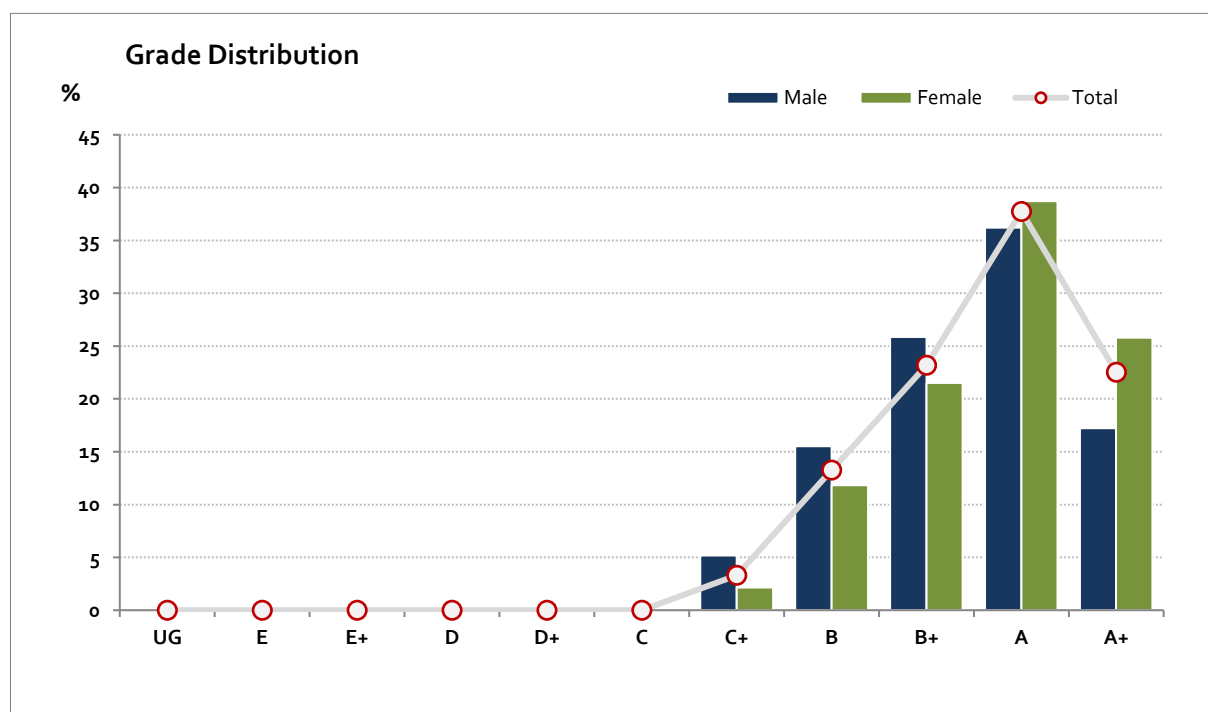
Grade		UG	E	E+	D	D+	C	C+	B	B+	A	A+	NR	Total
Male	n	0	0	0	0	0	0	3	9	15	21	10	0	58
	%	0.0	0.0	0.0	0.0	0.0	0.0	5.2	15.5	25.9	36.2	17.2	0.0	100.0
Female	n	0	0	0	0	0	0	2	11	20	36	24	0	93
	%	0.0	0.0	0.0	0.0	0.0	0.0	2.2	11.8	21.5	38.7	25.8	0.0	100.0
Gender X	n	0	0	0	0	0	0	0	0	0	0	0	0	0
	%	0.0	0.0	0.0	0.0	0.0	0.0	0.0	0.0	0.0	0.0	0.0	0.0	0.0
Total	n	0	0	0	0	0	0	5	20	35	57	34	0	151
	%	0.0	0.0	0.0	0.0	0.0	0.0	3.3	13.2	23.2	37.7	22.5	0.0	100.0
Score Ranges		0-4	5-9	10-14	15-19	20-24	25-26	27-30	31-35	36-41	42-46	47-50	N/A	Max 50

For privacy reasons, a gender with less than 5 students assessed has been assigned to the category of NR (Not Reported).

Summary Statistics:	
Mean	41.7
Std Dev	5.2
Median	A

Not Assessed:	
Male	1
Female	2
Gender X	0
Total	3

Total Enrolments incl. Not Assessed:	
Male	59
Female	95
Gender X	0
Total	154



Gender X data are not shown in the graph due to either (i) numbers are too low for a graph to be meaningful or (ii) there are no data.

# Vietnamese Second Language

## Graded Assessment 2 COURSEWORK UNIT 4 2024

Table of Grade Distribution by Gender

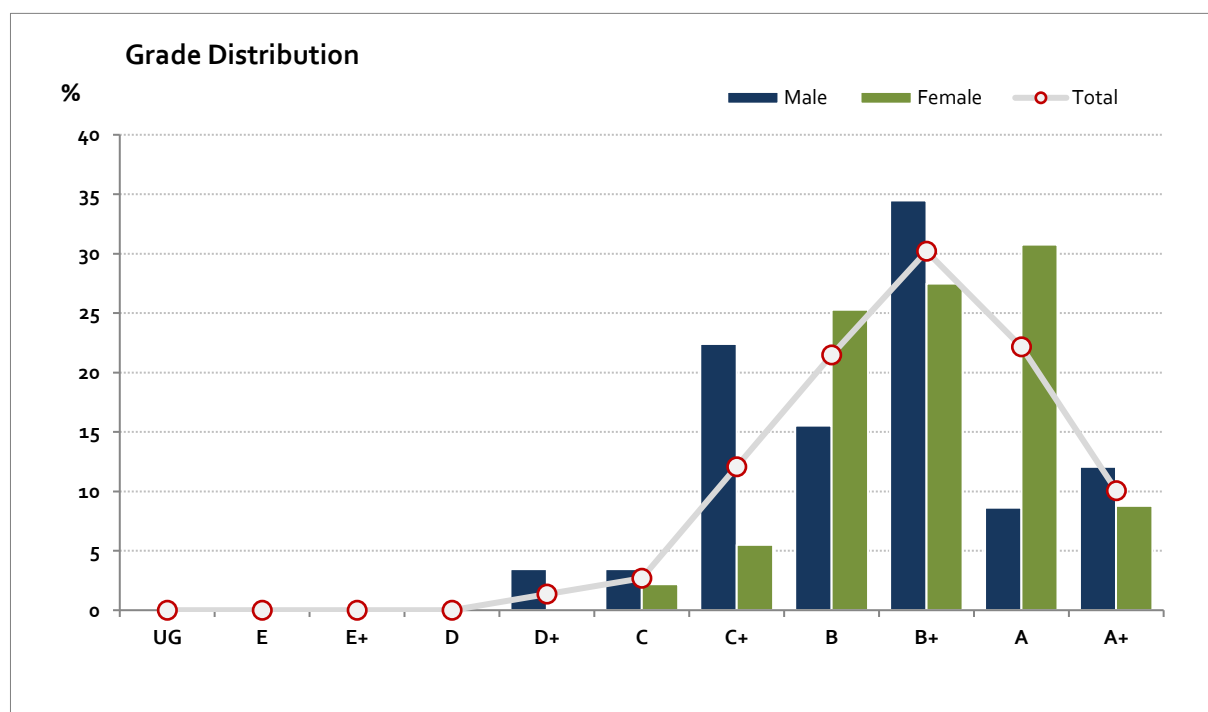
Grade		UG	E	E+	D	D+	C	C+	B	B+	A	A+	NR	Total
Male	n	0	0	0	0	2	2	13	9	20	5	7	0	58
	%	0.0	0.0	0.0	0.0	3.4	3.4	22.4	15.5	34.5	8.6	12.1	0.0	100.0
Female	n	0	0	0	0	0	2	5	23	25	28	8	0	91
	%	0.0	0.0	0.0	0.0	0.0	2.2	5.5	25.3	27.5	30.8	8.8	0.0	100.0
Gender X	n	0	0	0	0	0	0	0	0	0	0	0	0	0
	%	0.0	0.0	0.0	0.0	0.0	0.0	0.0	0.0	0.0	0.0	0.0	0.0	0.0
Total	n	0	0	0	0	2	4	18	32	45	33	15	0	149
	%	0.0	0.0	0.0	0.0	1.3	2.7	12.1	21.5	30.2	22.1	10.1	0.0	100.0
Score Ranges		0-4	5-9	10-14	15-19	20-24	25-26	27-34	35-40	41-45	46-48	49-50	N/A	Max 50

For privacy reasons, a gender with less than 5 students assessed has been assigned to the category of NR (Not Reported).

Summary Statistics:	
Mean	41.4
Std Dev	6.6
Median	B+

Not Assessed:	
Male	1
Female	4
Gender X	0
Total	5

Total Enrolments incl. Not Assessed:	
Male	59
Female	95
Gender X	0
Total	154



Gender X data are not shown in the graph due to either (i) numbers are too low for a graph to be meaningful or (ii) there are no data.

# Vietnamese Second Language

## Graded Assessment 3 ORAL AND WRITTEN EXAMINATION 2024

Table of Grade Distribution by Gender

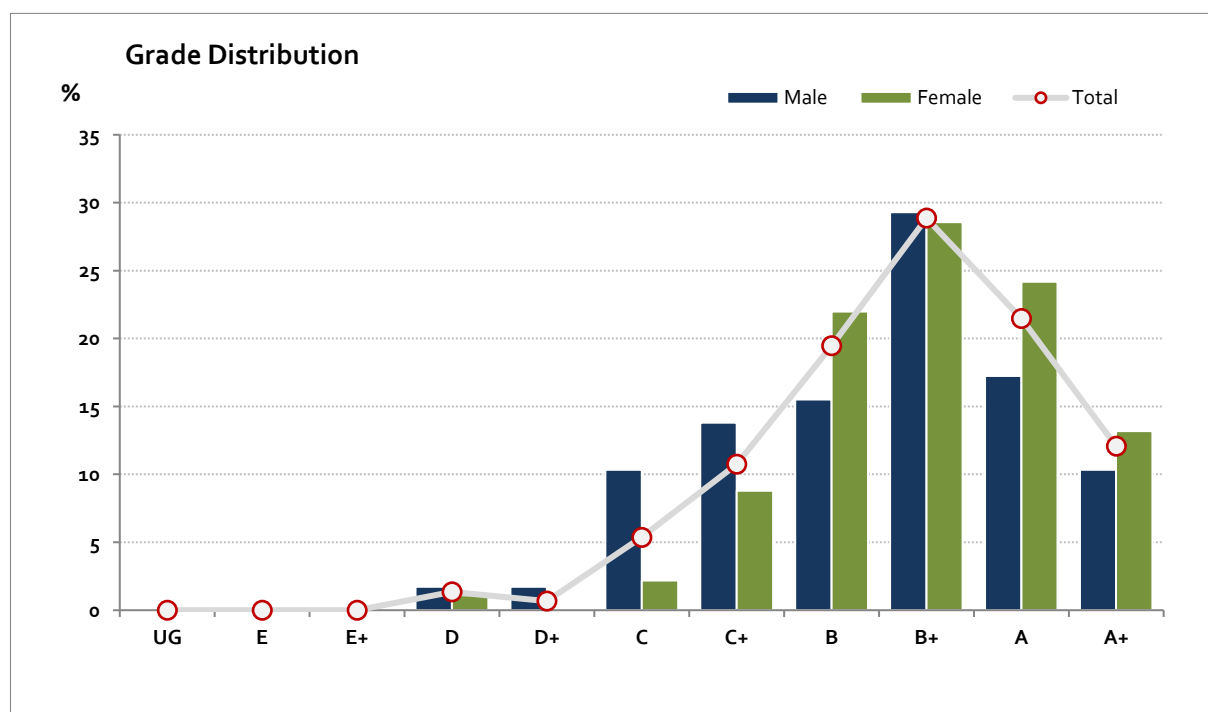
Grade		UG	E	E+	D	D+	C	C+	B	B+	A	A+	NR	Total
Male	n	0	0	0	1	1	6	8	9	17	10	6	0	58
	%	0.0	0.0	0.0	1.7	1.7	10.3	13.8	15.5	29.3	17.2	10.3	0.0	100.0
Female	n	0	0	0	1	0	2	8	20	26	22	12	0	91
	%	0.0	0.0	0.0	1.1	0.0	2.2	8.8	22.0	28.6	24.2	13.2	0.0	100.0
Gender X	n	0	0	0	0	0	0	0	0	0	0	0	0	0
	%	0.0	0.0	0.0	0.0	0.0	0.0	0.0	0.0	0.0	0.0	0.0	0.0	0.0
Total	n	0	0	0	2	1	8	16	29	43	32	18	0	149
	%	0.0	0.0	0.0	1.3	0.7	5.4	10.7	19.5	28.9	21.5	12.1	0.0	100.0
Score Ranges		0-39	40-79	80-119	120-128	129-146	147-177	178-229	230-284	285-314	315-336	337-400	N/A	Max 400

For privacy reasons, a gender with less than 5 students assessed has been assigned to the category of NR (Not Reported).

Summary Statistics:	
Mean	283.9
Std Dev	55.1
Median	B+

Not Assessed:	
Male	1
Female	4
Gender X	0
Total	5

Total Enrolments incl. Not Assessed:	
Male	59
Female	95
Gender X	0
Total	154



Gender X data are not shown in the graph due to either (i) numbers are too low for a graph to be meaningful or (ii) there are no data.