

Accounting

Graded Assessment 1 COURSEWORK UNIT 3 2024

Table of Grade Distribution by Gender

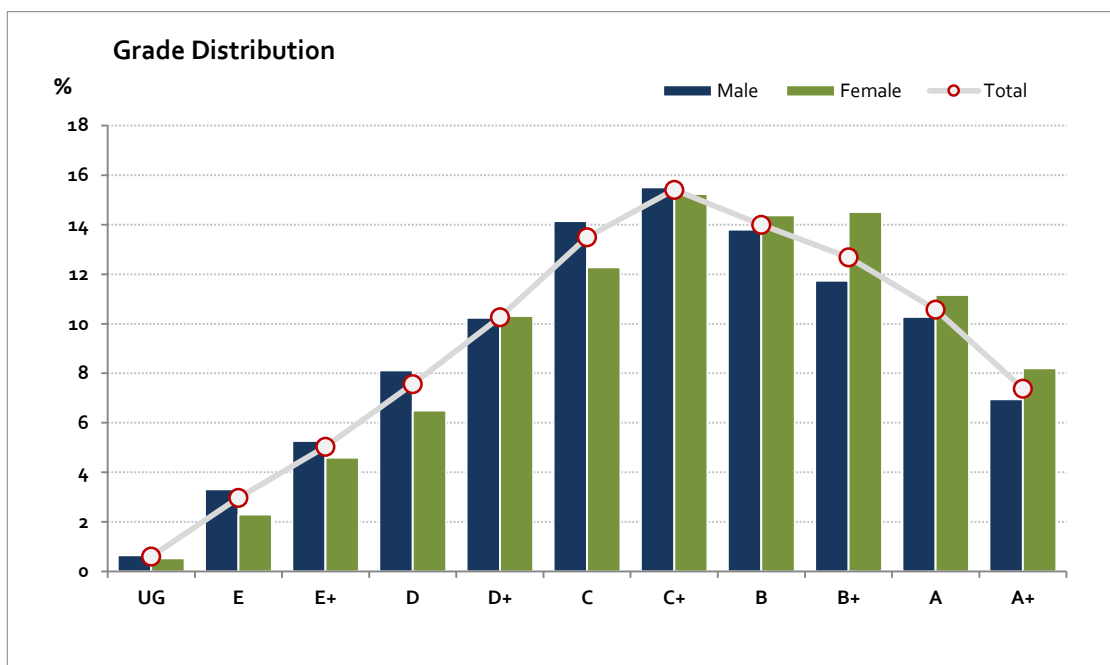
Grade		UG	E	E+	D	D+	C	C+	B	B+	A	A+	NR	Total
Male	n	19	97	154	237	299	413	453	403	343	300	203	0	2,921
	%	0.7	3.3	5.3	8.1	10.2	14.1	15.5	13.8	11.7	10.3	6.9	0.0	100.0
Female	n	8	35	70	99	157	187	232	219	221	170	125	0	1,523
	%	0.5	2.3	4.6	6.5	10.3	12.3	15.2	14.4	14.5	11.2	8.2	0.0	100.0
Gender X	n	0	0	0	0	0	0	0	0	0	0	0	1	1
	%	0.0	0.0	0.0	0.0	0.0	0.0	0.0	0.0	0.0	0.0	0.0	100.0	100.0
Total	n	27	132	224	336	456	600	685	622	564	470	328	1	4,445
	%	0.6	3.0	5.0	7.6	10.3	13.5	15.4	14.0	12.7	10.6	7.4	0.0	100.0
Score Ranges		0-9	10-28	29-36	37-44	45-53	54-63	64-73	74-82	83-89	90-94	95-100	N/A	Max 100

For privacy reasons, a gender with less than 5 students assessed has been assigned to the category of NR (Not Reported).

Summary Statistics:	
Mean	67.7
Std Dev	20.9
Median	C+

Not Assessed:	
Male	166
Female	96
Gender X	1
Total	263

Total Enrolments incl. Not Assessed:	
Male	3,087
Female	1,619
Gender X	2
Total	4,708



Gender X numbers are too low for a graph to be meaningful

The above 2024 information includes students from both the 2024 Victorian academic calendar year and the 2025 Northern Hemisphere Timetable (academic year from July to June). The NHT academic year results are subject to equating to ensure comparability with the results of the cohort assessed in the preceding calendar year.

Accounting

Graded Assessment 2 COURSEWORK UNIT 4 2024

Table of Grade Distribution by Gender

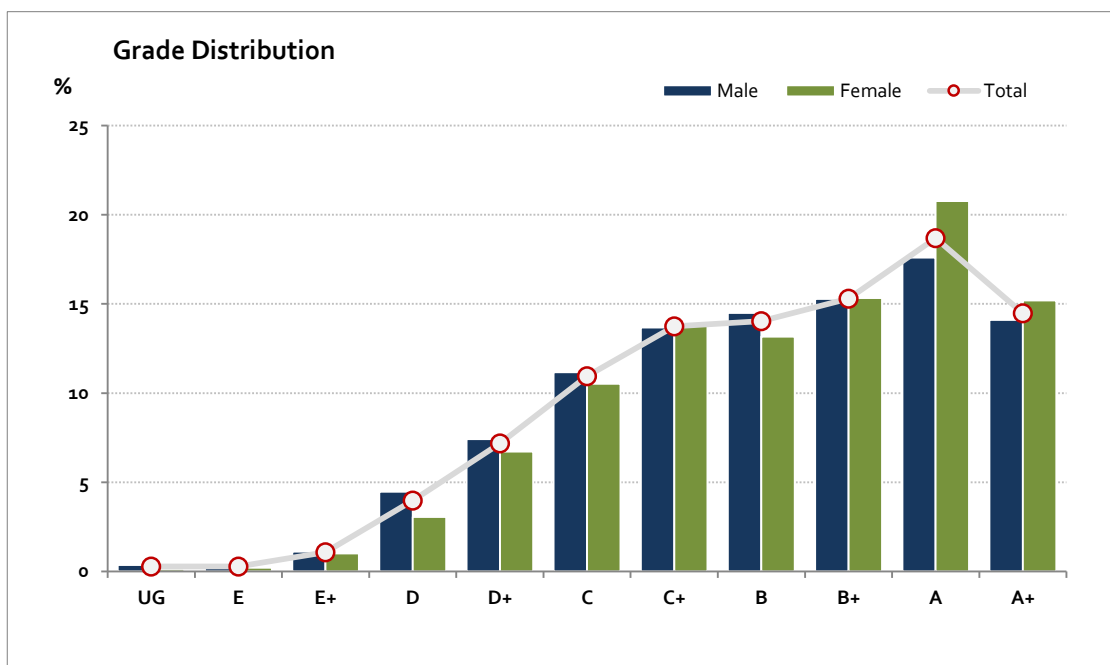
Grade		UG	E	E+	D	D+	C	C+	B	B+	A	A+	NR	Total
Male	n	10	9	31	125	208	313	383	406	428	493	395	0	2,801
	%	0.4	0.3	1.1	4.5	7.4	11.2	13.7	14.5	15.3	17.6	14.1	0.0	100.0
Female	n	2	3	15	45	99	155	205	194	226	306	224	0	1,474
	%	0.1	0.2	1.0	3.1	6.7	10.5	13.9	13.2	15.3	20.8	15.2	0.0	100.0
Gender X	n	0	0	0	0	0	0	0	0	0	0	0	1	1
	%	0.0	0.0	0.0	0.0	0.0	0.0	0.0	0.0	0.0	0.0	0.0	100.0	100.0
Total	n	12	12	46	170	307	468	588	600	654	799	619	1	4,276
	%	0.3	0.3	1.1	4.0	7.2	10.9	13.8	14.0	15.3	18.7	14.5	0.0	100.0
Score Ranges		0-9	10-12	13-17	18-24	25-33	34-44	45-56	57-66	67-77	78-88	89-100	N/A	Max 100

For privacy reasons, a gender with less than 5 students assessed has been assigned to the category of NR (Not Reported).

Summary Statistics:	
Mean	62.9
Std Dev	22.3
Median	B

Not Assessed:	
Male	286
Female	145
Gender X	1
Total	432

Total Enrolments incl. Not Assessed:	
Male	3,087
Female	1,619
Gender X	2
Total	4,708



Gender X numbers are too low for a graph to be meaningful

The above 2024 information includes students from both the 2024 Victorian academic calendar year and the 2025 Northern Hemisphere Timetable (academic year from July to June). The NHT academic year results are subject to equating to ensure comparability with the results of the cohort assessed in the preceding calendar year.

Accounting

Graded Assessment 3 WRITTEN EXAMINATION 2024

Table of Grade Distribution by Gender

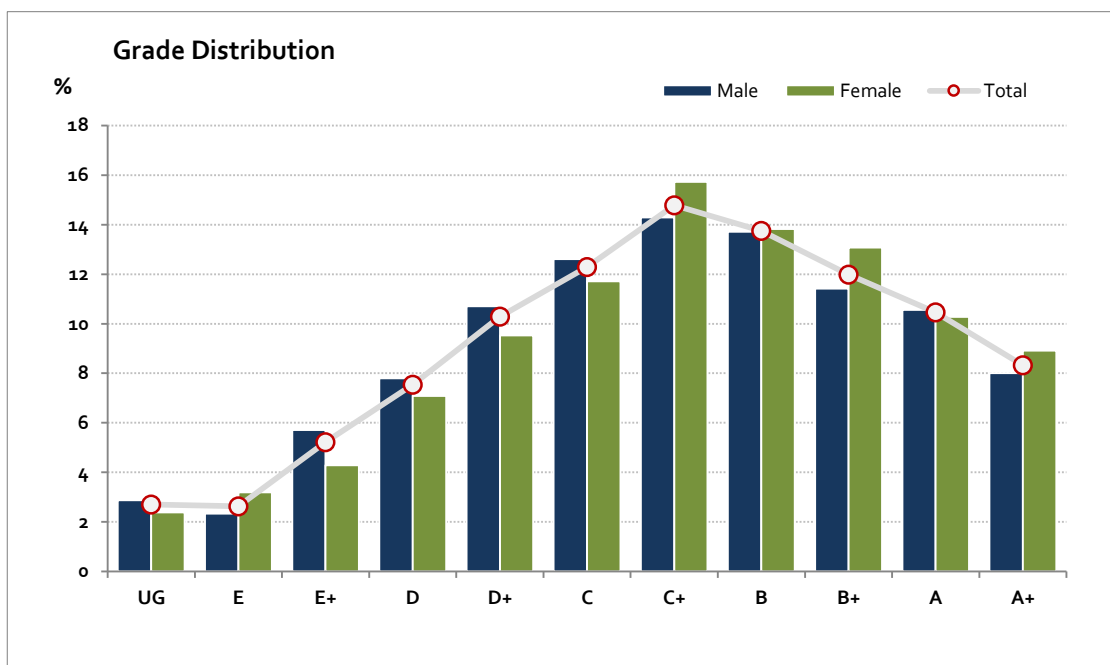
Grade		UG	E	E+	D	D+	C	C+	B	B+	A	A+	NR	Total
Male	n	80	65	159	217	298	351	398	382	318	294	223	0	2,785
	%	2.9	2.3	5.7	7.8	10.7	12.6	14.3	13.7	11.4	10.6	8.0	0.0	100.0
Female	n	35	47	63	104	140	172	231	203	192	151	131	0	1,469
	%	2.4	3.2	4.3	7.1	9.5	11.7	15.7	13.8	13.1	10.3	8.9	0.0	100.0
Gender X	n	0	0	0	0	0	0	0	0	0	0	0	1	1
	%	0.0	0.0	0.0	0.0	0.0	0.0	0.0	0.0	0.0	0.0	0.0	100.0	100.0
Total	n	115	112	222	321	438	523	629	585	510	445	354	1	4,255
	%	2.7	2.6	5.2	7.5	10.3	12.3	14.8	13.7	12.0	10.5	8.3	0.0	100.0
Score Ranges		0-13	14-22	23-37	38-55	56-77	78-101	102-126	127-149	150-167	168-180	181-200	N/A	Max 200

For privacy reasons, a gender with less than 5 students assessed has been assigned to the category of NR (Not Reported).

Summary Statistics:	
Mean	112.3
Std Dev	52.3
Median	C+

Not Assessed:	
Male	302
Female	150
Gender X	1
Total	453

Total Enrolments incl. Not Assessed:	
Male	3,087
Female	1,619
Gender X	2
Total	4,708



Gender X numbers are too low for a graph to be meaningful

The above 2024 information includes students from both the 2024 Victorian academic calendar year and the 2025 Northern Hemisphere Timetable (academic year from July to June). The NHT academic year results are subject to equating to ensure comparability with the results of the cohort assessed in the preceding calendar year.