

Biology

Graded Assessment 1 COURSEWORK UNIT 3 2024

Table of Grade Distribution by Gender

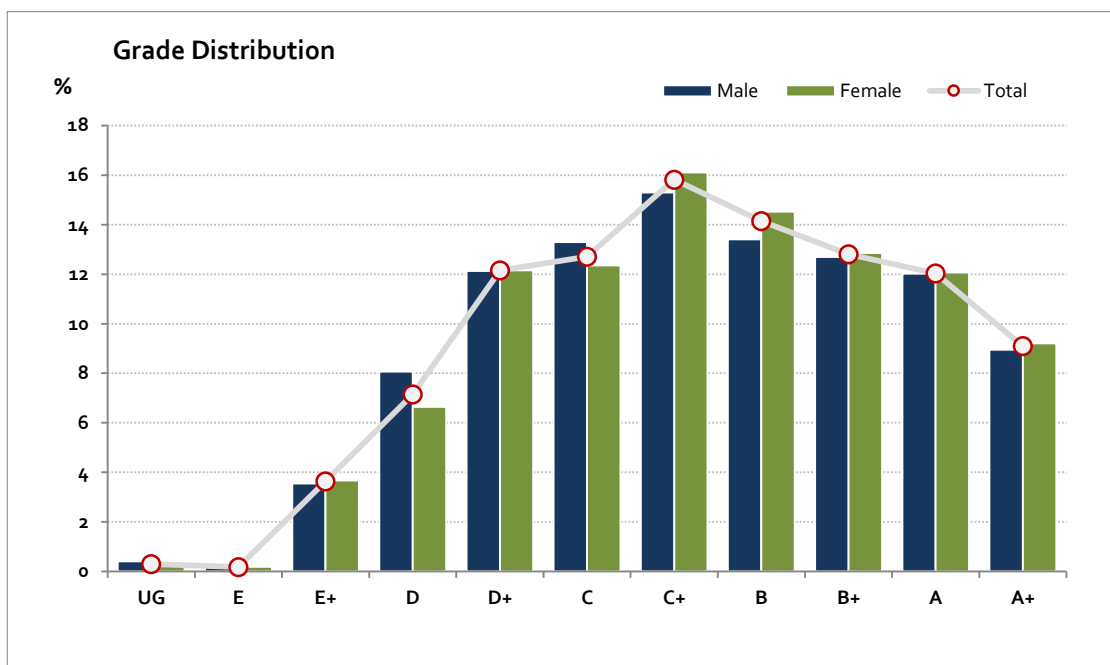
Grade		UG	E	E+	D	D+	C	C+	B	B+	A	A+	NR	Total
Male	n	21	9	184	418	629	689	793	695	658	623	464	0	5,183
	%	0.4	0.2	3.6	8.1	12.1	13.3	15.3	13.4	12.7	12.0	9.0	0.0	100.0
Female	n	22	17	342	618	1,130	1,149	1,498	1,351	1,195	1,123	856	0	9,301
	%	0.2	0.2	3.7	6.6	12.1	12.4	16.1	14.5	12.8	12.1	9.2	0.0	100.0
Gender X	n	0	0	3	4	10	13	12	13	11	5	5	0	76
	%	0.0	0.0	3.9	5.3	13.2	17.1	15.8	17.1	14.5	6.6	6.6	0.0	100.0
Total	n	43	26	529	1,040	1,769	1,851	2,303	2,059	1,864	1,751	1,325	0	14,560
	%	0.3	0.2	3.6	7.1	12.1	12.7	15.8	14.1	12.8	12.0	9.1	0.0	100.0
Score Ranges		0-7	8-10	11-24	25-32	33-40	41-47	48-55	56-61	62-66	67-71	72-80	N/A	Max 80

For privacy reasons, a gender with less than 5 students assessed has been assigned to the category of NR (Not Reported).

Summary Statistics:	
Mean	52.5
Std Dev	15.2
Median	C+

Not Assessed:	
Male	235
Female	413
Gender X	9
Total	657

Total Enrolments incl. Not Assessed:	
Male	5,418
Female	9,714
Gender X	85
Total	15,217



Gender X numbers are too low for a graph to be meaningful

The above 2024 information includes students from both the 2024 Victorian academic calendar year and the 2025 Northern Hemisphere Timetable (academic year from July to June). The NHT academic year results are subject to equating to ensure comparability with the results of the cohort assessed in the preceding calendar year.

Biology

Graded Assessment 2 COURSEWORK UNIT 4 2024

Table of Grade Distribution by Gender

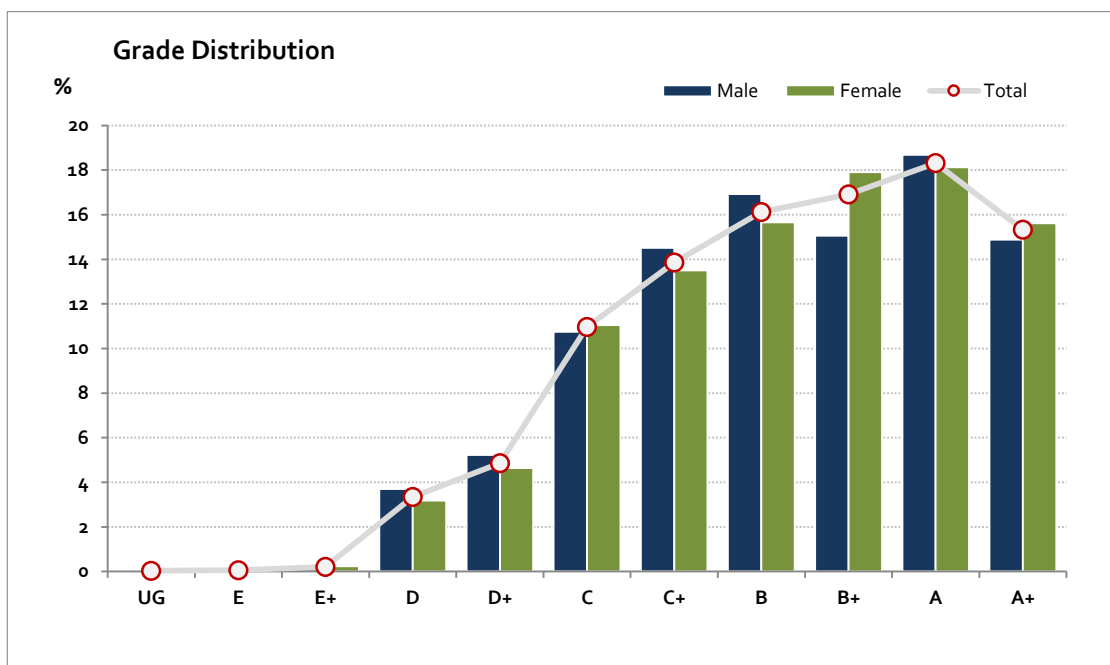
Grade		UG	E	E+	D	D+	C	C+	B	B+	A	A+	NR	Total
Male	n	2	4	8	186	263	541	731	852	758	941	749	0	5,035
	%	0.0	0.1	0.2	3.7	5.2	10.7	14.5	16.9	15.1	18.7	14.9	0.0	100.0
Female	n	3	3	21	289	421	1,002	1,225	1,420	1,625	1,644	1,417	0	9,070
	%	0.0	0.0	0.2	3.2	4.6	11.0	13.5	15.7	17.9	18.1	15.6	0.0	100.0
Gender X	n	0	1	0	0	4	11	9	13	14	11	8	0	71
	%	0.0	1.4	0.0	0.0	5.6	15.5	12.7	18.3	19.7	15.5	11.3	0.0	100.0
Total	n	5	8	29	475	688	1,554	1,965	2,285	2,397	2,596	2,174	0	14,176
	%	0.0	0.1	0.2	3.4	4.9	11.0	13.9	16.1	16.9	18.3	15.3	0.0	100.0
Score Ranges		0-11	12-23	24-31	32-49	50-57	58-67	68-77	78-87	88-96	97-105	106-120	N/A	Max 120

For privacy reasons, a gender with less than 5 students assessed has been assigned to the category of NR (Not Reported).

Summary Statistics:	
Mean	85.4
Std Dev	18.9
Median	B+

Not Assessed:	
Male	383
Female	644
Gender X	14
Total	1,041

Total Enrolments incl. Not Assessed:	
Male	5,418
Female	9,714
Gender X	85
Total	15,217



Gender X numbers are too low for a graph to be meaningful

The above 2024 information includes students from both the 2024 Victorian academic calendar year and the 2025 Northern Hemisphere Timetable (academic year from July to June). The NHT academic year results are subject to equating to ensure comparability with the results of the cohort assessed in the preceding calendar year.

Biology

Graded Assessment 3 WRITTEN EXAMINATION 2024

Table of Grade Distribution by Gender

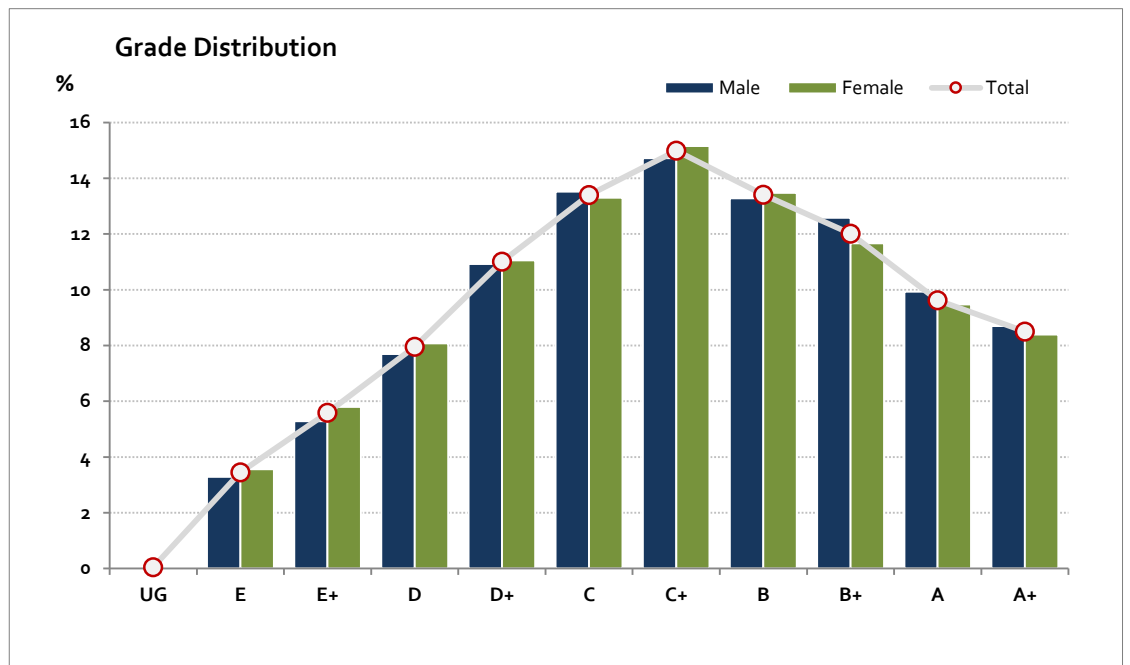
Grade		UG	E	E+	D	D+	C	C+	B	B+	A	A+	NR	Total
Male	n	3	165	265	386	548	678	738	666	631	498	436	0	5,014
	%	0.1	3.3	5.3	7.7	10.9	13.5	14.7	13.3	12.6	9.9	8.7	0.0	100.0
Female	n	4	322	524	730	999	1,203	1,370	1,218	1,055	856	759	0	9,040
	%	0.0	3.6	5.8	8.1	11.1	13.3	15.2	13.5	11.7	9.5	8.4	0.0	100.0
Gender X	n	0	1	1	7	8	11	9	10	11	6	6	0	70
	%	0.0	1.4	1.4	10.0	11.4	15.7	12.9	14.3	15.7	8.6	8.6	0.0	100.0
Total	n	7	488	790	1,123	1,555	1,892	2,117	1,894	1,697	1,360	1,201	0	14,124
	%	0.0	3.5	5.6	8.0	11.0	13.4	15.0	13.4	12.0	9.6	8.5	0.0	100.0
Score Ranges		0-23	24-62	63-81	82-98	99-117	118-139	140-160	161-176	177-190	191-202	203-240	N/A	Max 240

For privacy reasons, a gender with less than 5 students assessed has been assigned to the category of NR (Not Reported).

Summary Statistics:	
Mean	146.2
Std Dev	44
Median	C+

Not Assessed:	
Male	404
Female	674
Gender X	15
Total	1,093

Total Enrolments incl. Not Assessed:	
Male	5,418
Female	9,714
Gender X	85
Total	15,217



Gender X numbers are too low for a graph to be meaningful

The above 2024 information includes students from both the 2024 Victorian academic calendar year and the 2025 Northern Hemisphere Timetable (academic year from July to June). The NHT academic year results are subject to equating to ensure comparability with the results of the cohort assessed in the preceding calendar year.