

Chemistry

Graded Assessment 1 COURSEWORK UNIT 3 2024

Table of Grade Distribution by Gender

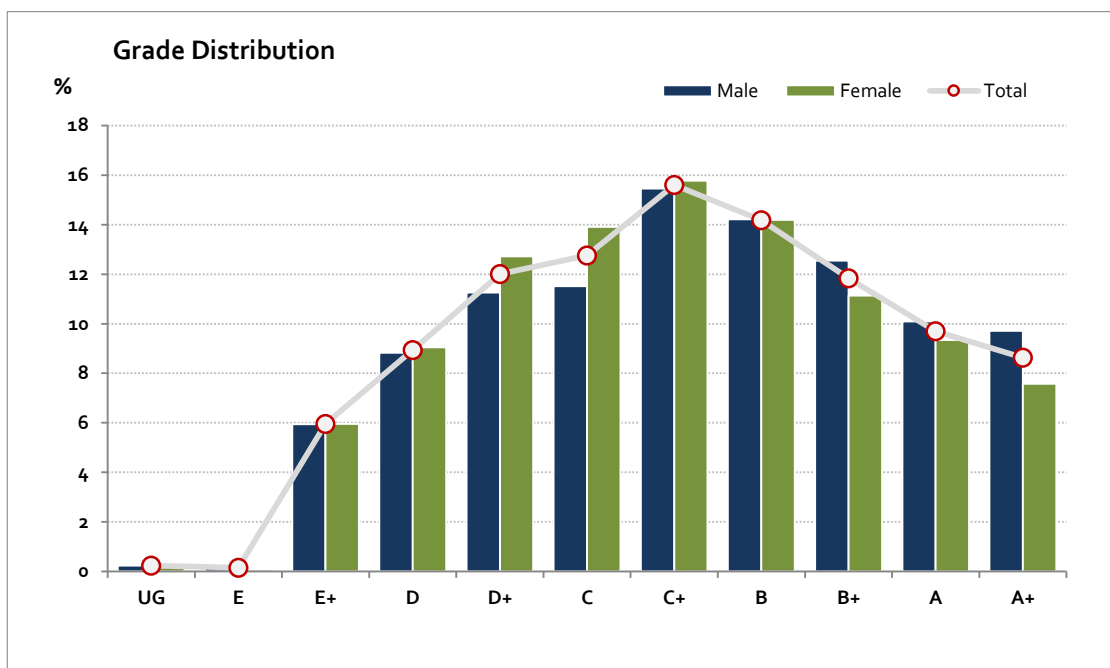
Grade		UG	E	E+	D	D+	C	C+	B	B+	A	A+	NR	Total
Male	n	12	11	306	455	580	593	796	732	646	520	500	0	5,151
	%	0.2	0.2	5.9	8.8	11.3	11.5	15.5	14.2	12.5	10.1	9.7	0.0	100.0
Female	n	13	5	314	477	670	733	831	748	587	492	399	0	5,269
	%	0.2	0.1	6.0	9.1	12.7	13.9	15.8	14.2	11.1	9.3	7.6	0.0	100.0
Gender X	n	0	0	3	2	5	7	4	3	5	2	4	0	35
	%	0.0	0.0	8.6	5.7	14.3	20.0	11.4	8.6	14.3	5.7	11.4	0.0	100.0
Total	n	25	16	623	934	1,255	1,333	1,631	1,483	1,238	1,014	903	0	10,455
	%	0.2	0.2	6.0	8.9	12.0	12.7	15.6	14.2	11.8	9.7	8.6	0.0	100.0
Score Ranges		0-7	8-10	11-30	31-37	38-44	45-50	51-57	58-63	64-68	69-73	74-80	N/A	Max 80

For privacy reasons, a gender with less than 5 students assessed has been assigned to the category of NR (Not Reported).

Summary Statistics:	
Mean	53.9
Std Dev	14.7
Median	C+

Not Assessed:	
Male	116
Female	97
Gender X	2
Total	215

Total Enrolments incl. Not Assessed:	
Male	5,267
Female	5,366
Gender X	37
Total	10,670



Gender X numbers are too low for a graph to be meaningful

The above 2024 information includes students from both the 2024 Victorian academic calendar year and the 2025 Northern Hemisphere Timetable (academic year from July to June). The NHT academic year results are subject to equating to ensure comparability with the results of the cohort assessed in the preceding calendar year.

Chemistry

Graded Assessment 2 COURSEWORK UNIT 4 2024

Table of Grade Distribution by Gender

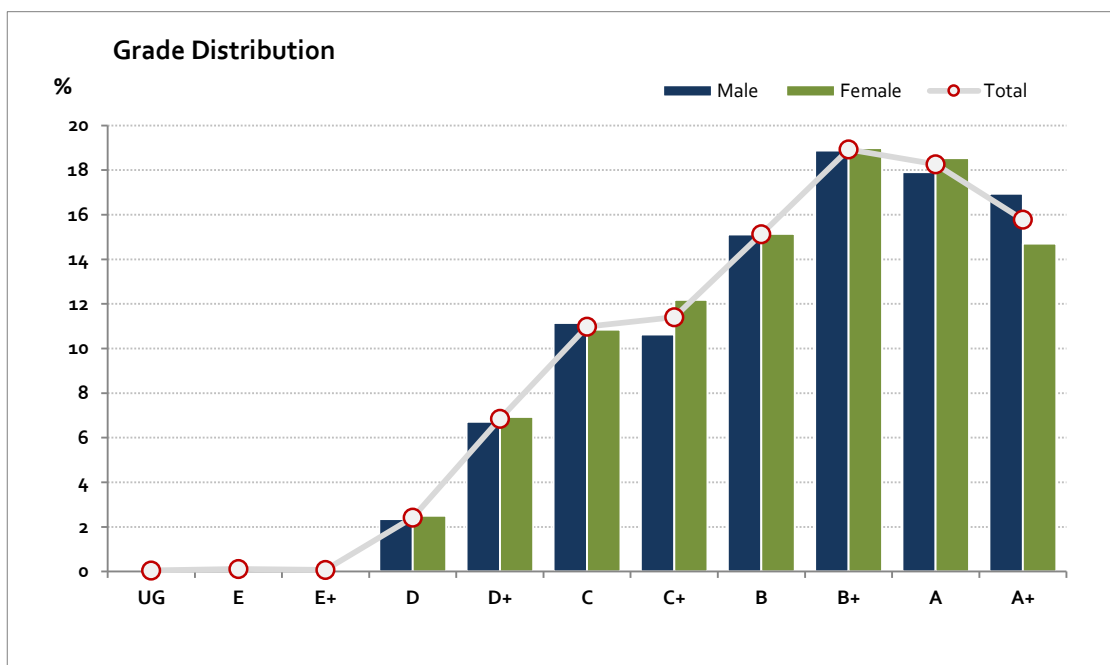
Grade		UG	E	E+	D	D+	C	C+	B	B+	A	A+	NR	Total
Male	n	3	7	6	119	340	565	539	766	957	908	859	0	5,069
	%	0.1	0.1	0.1	2.3	6.7	11.1	10.6	15.1	18.9	17.9	16.9	0.0	100.0
Female	n	2	4	2	130	360	563	632	786	985	962	763	0	5,189
	%	0.0	0.1	0.0	2.5	6.9	10.8	12.2	15.1	19.0	18.5	14.7	0.0	100.0
Gender X	n	0	0	0	0	5	2	3	5	6	10	3	0	34
	%	0.0	0.0	0.0	0.0	14.7	5.9	8.8	14.7	17.6	29.4	8.8	0.0	100.0
Total	n	5	11	8	249	705	1,130	1,174	1,557	1,948	1,880	1,625	0	10,292
	%	0.0	0.1	0.1	2.4	6.8	11.0	11.4	15.1	18.9	18.3	15.8	0.0	100.0
Score Ranges		0-11	12-23	24-27	28-46	47-57	58-67	68-75	76-84	85-95	96-106	107-120	N/A	Max 120

For privacy reasons, a gender with less than 5 students assessed has been assigned to the category of NR (Not Reported).

Summary Statistics:	
Mean	85.1
Std Dev	19.7
Median	B+

Not Assessed:	
Male	198
Female	177
Gender X	3
Total	378

Total Enrolments incl. Not Assessed:	
Male	5,267
Female	5,366
Gender X	37
Total	10,670



Gender X numbers are too low for a graph to be meaningful

The above 2024 information includes students from both the 2024 Victorian academic calendar year and the 2025 Northern Hemisphere Timetable (academic year from July to June). The NHT academic year results are subject to equating to ensure comparability with the results of the cohort assessed in the preceding calendar year.

Chemistry

Graded Assessment 3 WRITTEN EXAMINATION 2024

Table of Grade Distribution by Gender

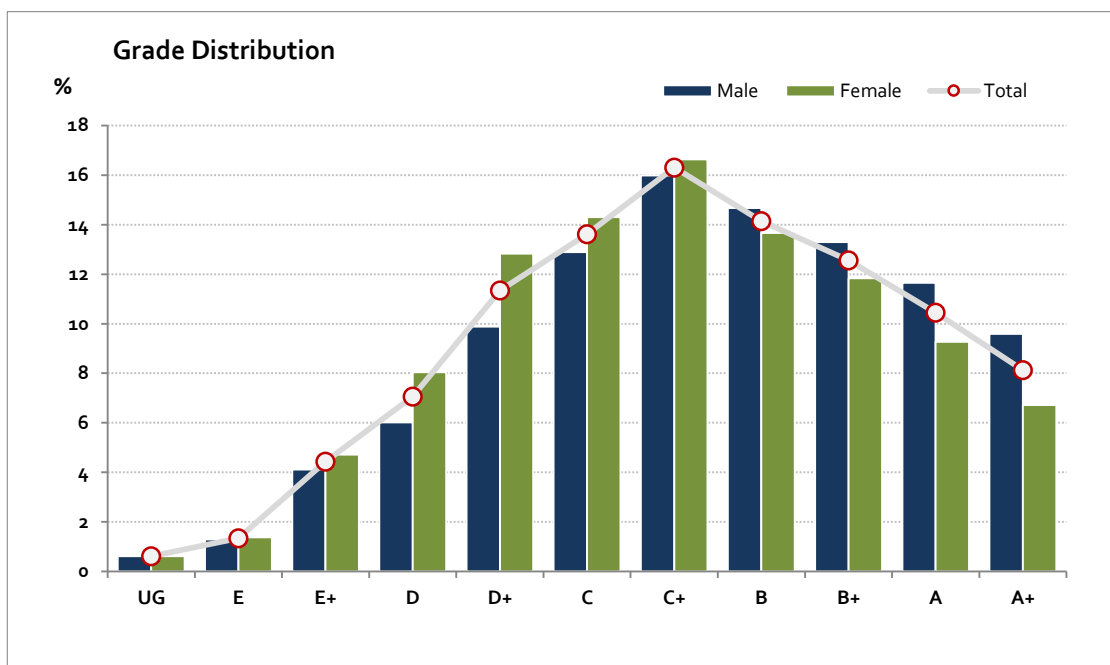
Grade		UG	E	E+	D	D+	C	C+	B	B+	A	A+	NR	Total
Male	n	31	65	208	304	500	652	808	742	672	589	485	0	5,056
	%	0.6	1.3	4.1	6.0	9.9	12.9	16.0	14.7	13.3	11.6	9.6	0.0	100.0
Female	n	32	71	244	416	663	739	860	706	612	479	347	0	5,169
	%	0.6	1.4	4.7	8.0	12.8	14.3	16.6	13.7	11.8	9.3	6.7	0.0	100.0
Gender X	n	0	2	3	4	1	6	5	3	4	4	2	0	34
	%	0.0	5.9	8.8	11.8	2.9	17.6	14.7	8.8	11.8	11.8	5.9	0.0	100.0
Total	n	63	138	455	724	1,164	1,397	1,673	1,451	1,288	1,072	834	0	10,259
	%	0.6	1.3	4.4	7.1	11.3	13.6	16.3	14.1	12.6	10.4	8.1	0.0	100.0
Score Ranges		0-23	24-32	33-49	50-66	67-89	90-110	111-134	135-154	155-172	173-190	191-240	N/A	Max 240

For privacy reasons, a gender with less than 5 students assessed has been assigned to the category of NR (Not Reported).

Summary Statistics:	
Mean	125.3
Std Dev	47.2
Median	C+

Not Assessed:	
Male	211
Female	197
Gender X	3
Total	411

Total Enrolments incl. Not Assessed:	
Male	5,267
Female	5,366
Gender X	37
Total	10,670



Gender X numbers are too low for a graph to be meaningful

The above 2024 information includes students from both the 2024 Victorian academic calendar year and the 2025 Northern Hemisphere Timetable (academic year from July to June). The NHT academic year results are subject to equating to ensure comparability with the results of the cohort assessed in the preceding calendar year.