

English As An Additional Language

Graded Assessment 1 COURSEWORK UNIT 3 2024

Table of Grade Distribution by Gender

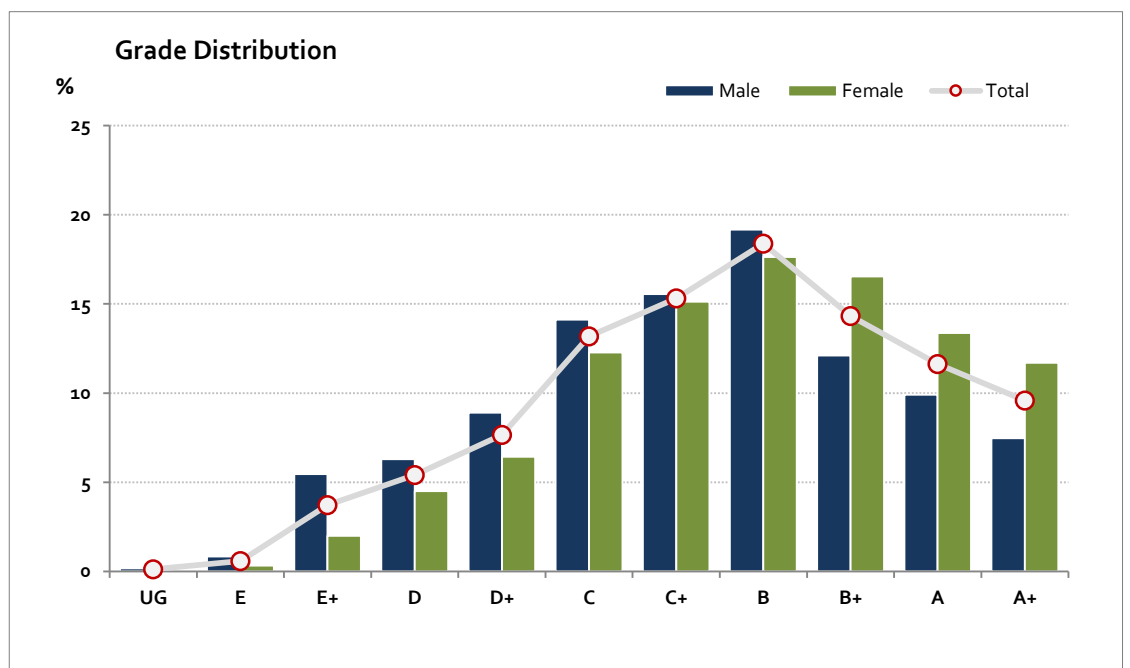
Grade		UG	E	E+	D	D+	C	C+	B	B+	A	A+	NR	Total
Male	n	2	10	65	75	106	168	185	228	144	118	89	0	1,190
	%	0.2	0.8	5.5	6.3	8.9	14.1	15.5	19.2	12.1	9.9	7.5	0.0	100.0
Female	n	1	4	24	54	77	147	181	211	198	160	140	0	1,197
	%	0.1	0.3	2.0	4.5	6.4	12.3	15.1	17.6	16.5	13.4	11.7	0.0	100.0
Gender X	n	0	0	0	0	0	0	0	0	0	0	0	2	2
	%	0.0	0.0	0.0	0.0	0.0	0.0	0.0	0.0	0.0	0.0	0.0	100.0	100.0
Total	n	3	14	89	129	183	315	366	439	342	278	229	2	2,389
	%	0.1	0.6	3.7	5.4	7.7	13.2	15.3	18.4	14.3	11.6	9.6	0.1	100.0
Score Ranges		0-9	10-17	18-37	38-44	45-50	51-57	58-63	64-71	72-78	79-86	87-100	N/A	Max 100

For privacy reasons, a gender with less than 5 students assessed has been assigned to the category of NR (Not Reported).

Summary Statistics:	
Mean	65.1
Std Dev	16.5
Median	B

Not Assessed:	
Male	85
Female	109
Gender X	0
Total	194

Total Enrolments incl. Not Assessed:	
Male	1,275
Female	1,306
Gender X	2
Total	2,583



Gender X numbers are too low for a graph to be meaningful

The above 2024 information includes students from both the 2024 Victorian academic calendar year and the 2025 Northern Hemisphere Timetable (academic year from July to June). The NHT academic year results are subject to equating to ensure comparability with the results of the cohort assessed in the preceding calendar year.

English As An Additional Language

Graded Assessment 2 COURSEWORK UNIT 4 2024

Table of Grade Distribution by Gender

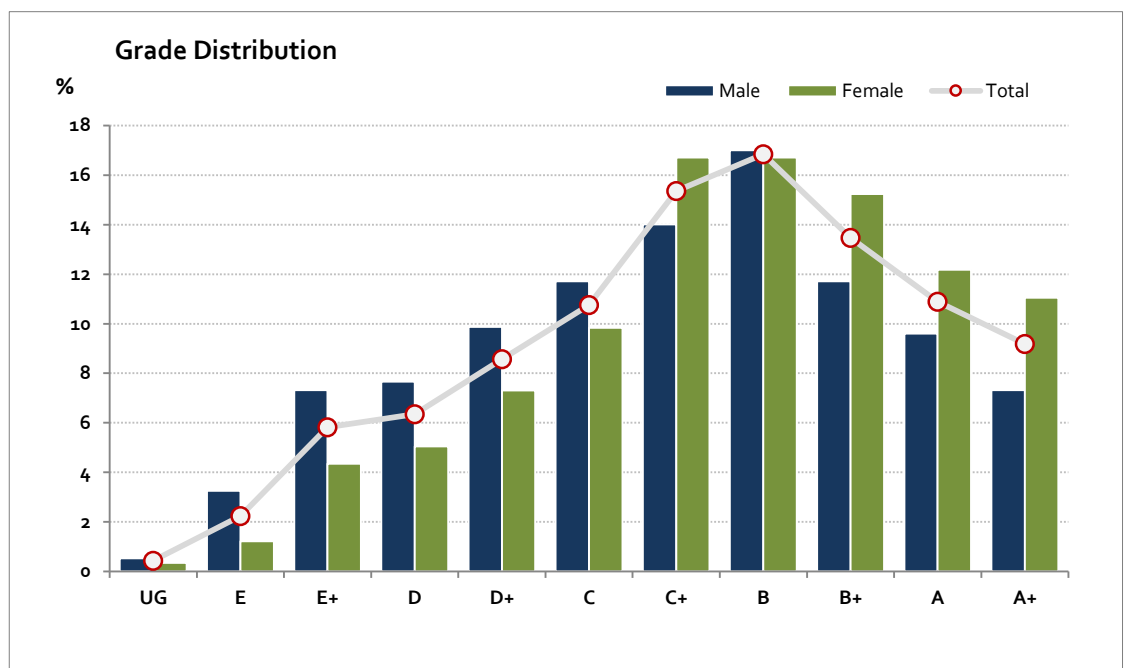
Grade		UG	E	E+	D	D+	C	C+	B	B+	A	A+	NR	Total
Male	n	6	37	83	87	112	133	159	193	133	109	83	0	1,135
	%	0.5	3.3	7.3	7.7	9.9	11.7	14.0	17.0	11.7	9.6	7.3	0.0	100.0
Female	n	4	14	50	58	84	113	192	192	175	140	127	0	1,149
	%	0.3	1.2	4.4	5.0	7.3	9.8	16.7	16.7	15.2	12.2	11.1	0.0	100.0
Gender X	n	0	0	0	0	0	0	0	0	0	0	0	2	2
	%	0.0	0.0	0.0	0.0	0.0	0.0	0.0	0.0	0.0	0.0	0.0	100.0	100.0
Total	n	10	51	133	145	196	246	351	385	308	249	210	2	2,286
	%	0.4	2.2	5.8	6.3	8.6	10.8	15.4	16.8	13.5	10.9	9.2	0.1	100.0
Score Ranges		0-9	10-27	28-40	41-46	47-51	52-56	57-63	64-71	72-78	79-87	88-100	N/A	Max 100

For privacy reasons, a gender with less than 5 students assessed has been assigned to the category of NR (Not Reported).

Summary Statistics:	
Mean	63.7
Std Dev	17.5
Median	B

Not Assessed:	
Male	140
Female	157
Gender X	0
Total	297

Total Enrolments incl. Not Assessed:	
Male	1,275
Female	1,306
Gender X	2
Total	2,583



Gender X numbers are too low for a graph to be meaningful

The above 2024 information includes students from both the 2024 Victorian academic calendar year and the 2025 Northern Hemisphere Timetable (academic year from July to June). The NHT academic year results are subject to equating to ensure comparability with the results of the cohort assessed in the preceding calendar year.

English As An Additional Language

Graded Assessment 3 WRITTEN EXAMINATION 2024

Table of Grade Distribution by Gender

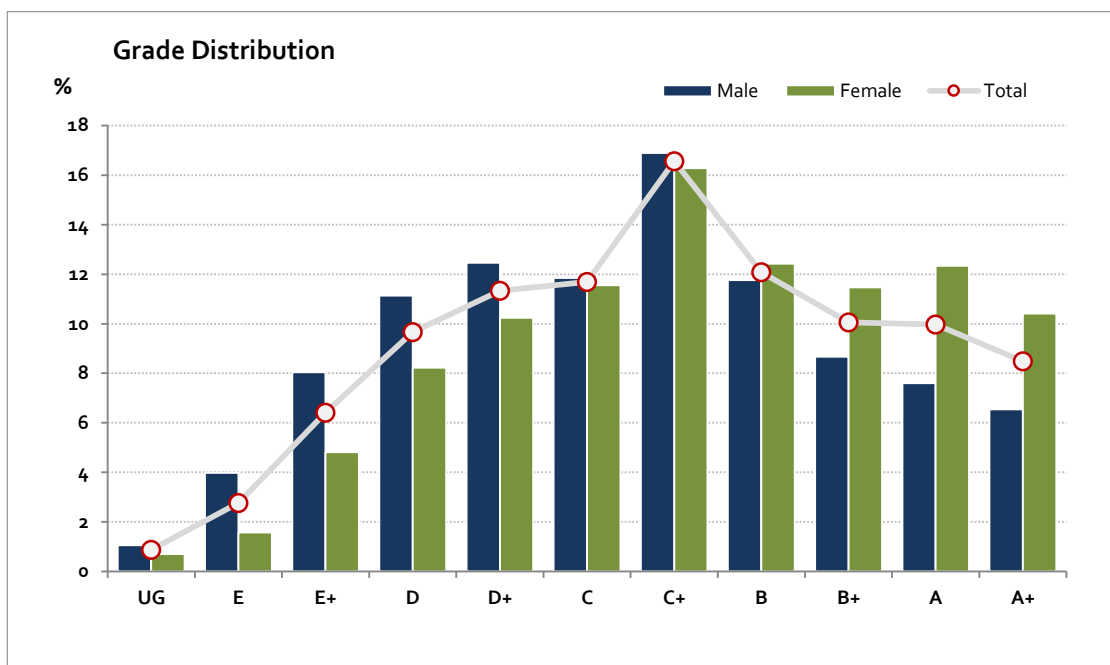
Grade		UG	E	E+	D	D+	C	C+	B	B+	A	A+	NR	Total
Male	n	12	45	91	126	141	134	191	133	98	86	74	0	1,131
	%	1.1	4.0	8.0	11.1	12.5	11.8	16.9	11.8	8.7	7.6	6.5	0.0	100.0
Female	n	8	18	55	94	117	132	186	142	131	141	119	0	1,143
	%	0.7	1.6	4.8	8.2	10.2	11.5	16.3	12.4	11.5	12.3	10.4	0.0	100.0
Gender X	n	0	0	0	0	0	0	0	0	0	0	0	2	2
	%	0.0	0.0	0.0	0.0	0.0	0.0	0.0	0.0	0.0	0.0	0.0	100.0	100.0
Total	n	20	63	146	220	258	266	377	275	229	227	193	2	2,276
	%	0.9	2.8	6.4	9.7	11.3	11.7	16.6	12.1	10.1	10.0	8.5	0.1	100.0
Score Ranges		0-5	6-14	15-19	20-23	24-26	27-29	30-33	34-36	37-39	40-43	44-60	N/A	Max 60

For privacy reasons, a gender with less than 5 students assessed has been assigned to the category of NR (Not Reported).

Summary Statistics:	
Mean	31
Std Dev	9.2
Median	C+

Not Assessed:	
Male	144
Female	163
Gender X	0
Total	307

Total Enrolments incl. Not Assessed:	
Male	1,275
Female	1,306
Gender X	2
Total	2,583



Gender X numbers are too low for a graph to be meaningful

The above 2024 information includes students from both the 2024 Victorian academic calendar year and the 2025 Northern Hemisphere Timetable (academic year from July to June). The NHT academic year results are subject to equating to ensure comparability with the results of the cohort assessed in the preceding calendar year.