

# English

## Graded Assessment 1 COURSEWORK UNIT 3 2024

Table of Grade Distribution by Gender

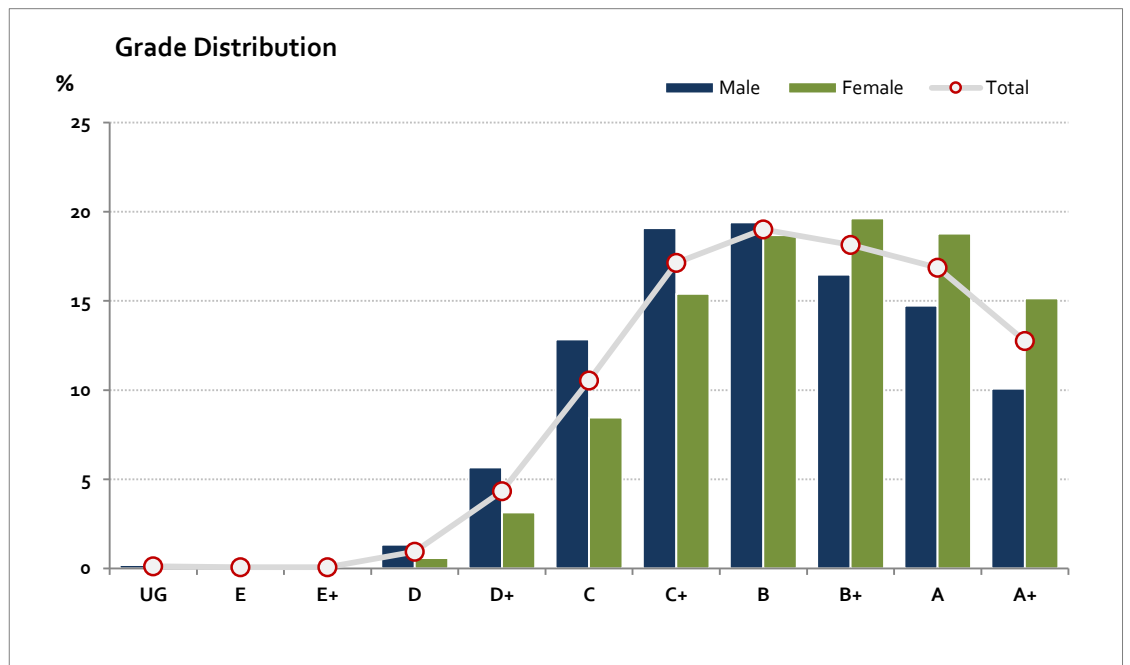
Grade		UG	E	E+	D	D+	C	C+	B	B+	A	A+	NR	Total
Male	n	36	18	21	258	1,100	2,496	3,710	3,773	3,202	2,863	1,959	0	19,436
	%	0.2	0.1	0.1	1.3	5.7	12.8	19.1	19.4	16.5	14.7	10.1	0.0	100.0
Female	n	17	11	9	127	681	1,832	3,332	4,043	4,247	4,062	3,276	0	21,637
	%	0.1	0.1	0.0	0.6	3.1	8.5	15.4	18.7	19.6	18.8	15.1	0.0	100.0
Gender X	n	1	0	1	3	8	20	28	28	38	38	32	0	197
	%	0.5	0.0	0.5	1.5	4.1	10.2	14.2	14.2	19.3	19.3	16.2	0.0	100.0
Total	n	54	29	31	388	1,789	4,348	7,070	7,844	7,487	6,963	5,267	0	41,270
	%	0.1	0.1	0.1	0.9	4.3	10.5	17.1	19.0	18.1	16.9	12.8	0.0	100.0
Score Ranges		0-9	10-12	13-15	16-30	31-42	43-51	52-59	60-66	67-73	74-82	83-100	N/A	Max 100

For privacy reasons, a gender with less than 5 students assessed has been assigned to the category of NR (Not Reported).

Summary Statistics:	
Mean	65.7
Std Dev	14.8
Median	B

Not Assessed:	
Male	2,244
Female	2,175
Gender X	62
Total	4,481

Total Enrolments incl. Not Assessed:	
Male	21,680
Female	23,812
Gender X	259
Total	45,751



Gender X numbers are too low for a graph to be meaningful

The above 2024 information includes students from both the 2024 Victorian academic calendar year and the 2025 Northern Hemisphere Timetable (academic year from July to June). The NHT academic year results are subject to equating to ensure comparability with the results of the cohort assessed in the preceding calendar year.

# English

## Graded Assessment 2 COURSEWORK UNIT 4 2024

Table of Grade Distribution by Gender

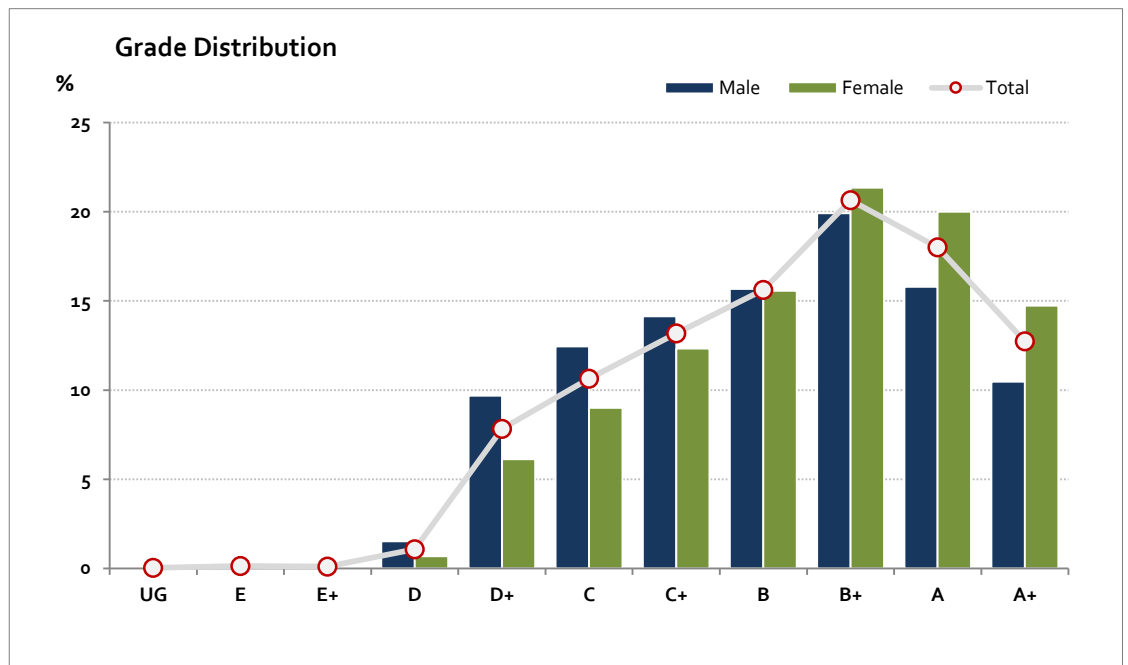
Grade		UG	E	E+	D	D+	C	C+	B	B+	A	A+	NR	Total
Male	n	10	29	25	284	1,807	2,320	2,636	2,922	3,711	2,944	1,952	0	18,640
	%	0.1	0.2	0.1	1.5	9.7	12.4	14.1	15.7	19.9	15.8	10.5	0.0	100.0
Female	n	4	24	14	144	1,277	1,880	2,573	3,250	4,454	4,172	3,074	0	20,866
	%	0.0	0.1	0.1	0.7	6.1	9.0	12.3	15.6	21.3	20.0	14.7	0.0	100.0
Gender X	n	0	0	1	1	20	21	22	28	28	32	28	0	181
	%	0.0	0.0	0.6	0.6	11.0	11.6	12.2	15.5	15.5	17.7	15.5	0.0	100.0
Total	n	14	53	40	429	3,104	4,221	5,231	6,200	8,193	7,148	5,054	0	39,687
	%	0.0	0.1	0.1	1.1	7.8	10.6	13.2	15.6	20.6	18.0	12.7	0.0	100.0
Score Ranges		0-9	10-19	20-22	23-33	34-46	47-53	54-59	60-65	66-73	74-83	84-100	N/A	Max 100

For privacy reasons, a gender with less than 5 students assessed has been assigned to the category of NR (Not Reported).

Summary Statistics:	
Mean	66.2
Std Dev	14.9
Median	B+

Not Assessed:	
Male	3,040
Female	2,946
Gender X	78
Total	6,064

Total Enrolments incl. Not Assessed:	
Male	21,680
Female	23,812
Gender X	259
Total	45,751



Gender X numbers are too low for a graph to be meaningful

The above 2024 information includes students from both the 2024 Victorian academic calendar year and the 2025 Northern Hemisphere Timetable (academic year from July to June). The NHT academic year results are subject to equating to ensure comparability with the results of the cohort assessed in the preceding calendar year.

# English

## Graded Assessment 3 WRITTEN EXAMINATION 2024

Table of Grade Distribution by Gender

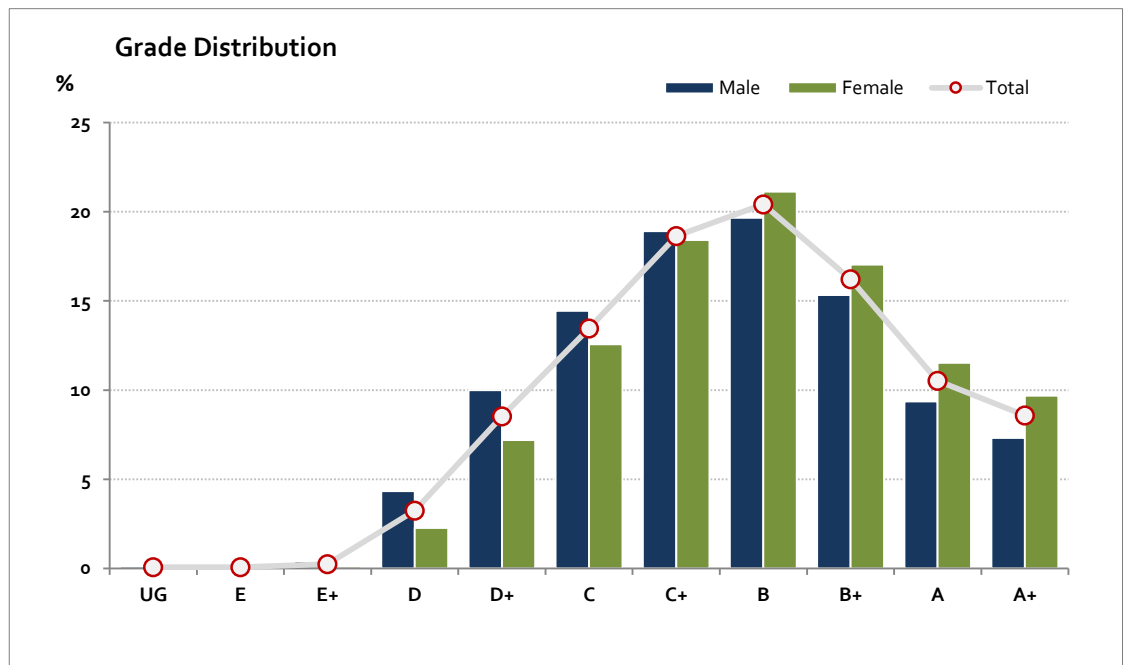
Grade		UG	E	E+	D	D+	C	C+	B	B+	A	A+	NR	Total
Male	n	23	24	73	805	1,855	2,680	3,507	3,645	2,844	1,736	1,356	0	18,548
	%	0.1	0.1	0.4	4.3	10.0	14.4	18.9	19.7	15.3	9.4	7.3	0.0	100.0
Female	n	4	5	25	472	1,498	2,615	3,831	4,394	3,541	2,398	2,014	0	20,797
	%	0.0	0.0	0.1	2.3	7.2	12.6	18.4	21.1	17.0	11.5	9.7	0.0	100.0
Gender X	n	1	2	0	7	19	24	28	31	23	24	20	0	179
	%	0.6	1.1	0.0	3.9	10.6	13.4	15.6	17.3	12.8	13.4	11.2	0.0	100.0
Total	n	28	31	98	1,284	3,372	5,319	7,366	8,070	6,408	4,158	3,390	0	39,524
	%	0.1	0.1	0.2	3.2	8.5	13.5	18.6	20.4	16.2	10.5	8.6	0.0	100.0
Score Ranges		0-2	3-5	6-9	10-18	19-23	24-27	28-31	32-35	36-39	40-43	44-60	N/A	Max 60

For privacy reasons, a gender with less than 5 students assessed has been assigned to the category of NR (Not Reported).

Summary Statistics:	
Mean	32.6
Std Dev	8
Median	B

Not Assessed:	
Male	3,132
Female	3,015
Gender X	80
Total	6,227

Total Enrolments incl. Not Assessed:	
Male	21,680
Female	23,812
Gender X	259
Total	45,751



Gender X numbers are too low for a graph to be meaningful

The above 2024 information includes students from both the 2024 Victorian academic calendar year and the 2025 Northern Hemisphere Timetable (academic year from July to June). The NHT academic year results are subject to equating to ensure comparability with the results of the cohort assessed in the preceding calendar year.