

Mathematical Methods

Graded Assessment 1 COURSEWORK UNIT 3/4 2024

Table of Grade Distribution by Gender

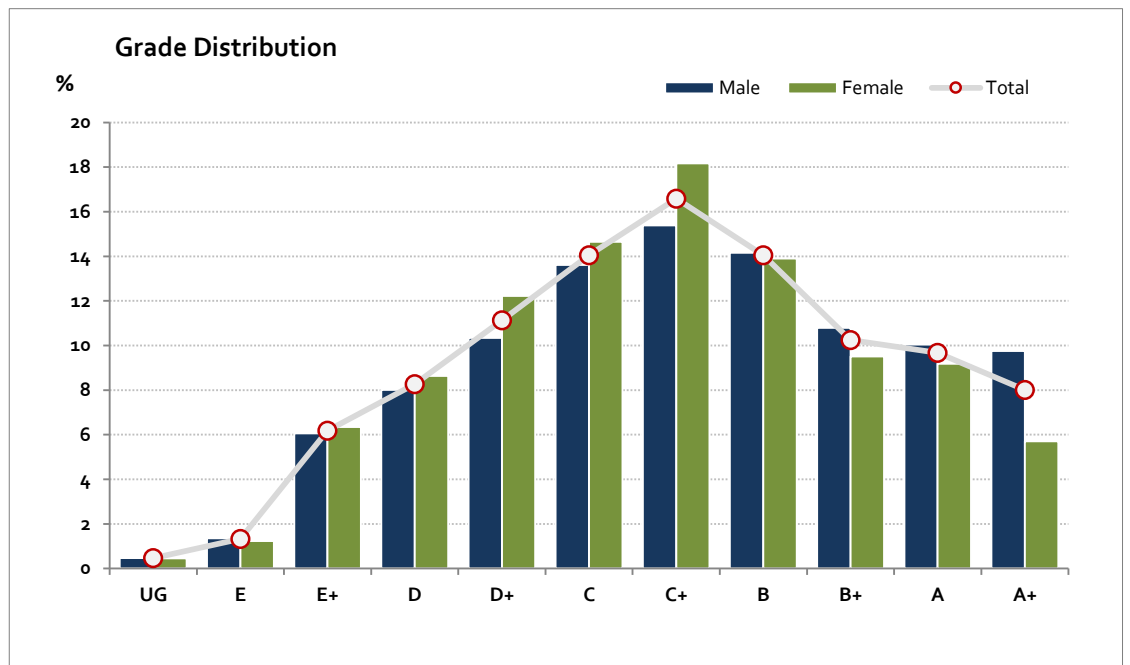
Grade		UG	E	E+	D	D+	C	C+	B	B+	A	A+	NR	Total
Male	n	42	121	539	713	921	1,212	1,370	1,261	961	894	868	0	8,902
	%	0.5	1.4	6.1	8.0	10.3	13.6	15.4	14.2	10.8	10.0	9.8	0.0	100.0
Female	n	30	82	421	573	811	972	1,205	922	631	609	378	0	6,634
	%	0.5	1.2	6.3	8.6	12.2	14.7	18.2	13.9	9.5	9.2	5.7	0.0	100.0
Gender X	n	0	4	4	3	4	7	11	8	6	4	2	0	53
	%	0.0	7.5	7.5	5.7	7.5	13.2	20.8	15.1	11.3	7.5	3.8	0.0	100.0
Total	n	72	207	964	1,289	1,736	2,191	2,586	2,191	1,598	1,507	1,248	0	15,589
	%	0.5	1.3	6.2	8.3	11.1	14.1	16.6	14.1	10.3	9.7	8.0	0.0	100.0
Score Ranges		0-9	10-23	24-35	36-42	43-49	50-57	58-66	67-75	76-83	84-92	93-100	N/A	Max 100

For privacy reasons, a gender with less than 5 students assessed has been assigned to the category of NR (Not Reported).

Summary Statistics:	
Mean	62.7
Std Dev	19.8
Median	C+

Not Assessed:	
Male	159
Female	124
Gender X	2
Total	285

Total Enrolments incl. Not Assessed:	
Male	9,061
Female	6,758
Gender X	55
Total	15,874



Gender X numbers are too low for a graph to be meaningful

The above 2024 information includes students from both the 2024 Victorian academic calendar year and the 2025 Northern Hemisphere Timetable (academic year from July to June). The NHT academic year results are subject to equating to ensure comparability with the results of the cohort assessed in the preceding calendar year.

Mathematical Methods

Graded Assessment 2 WRITTEN EXAMINATION 1 2024

Table of Grade Distribution by Gender

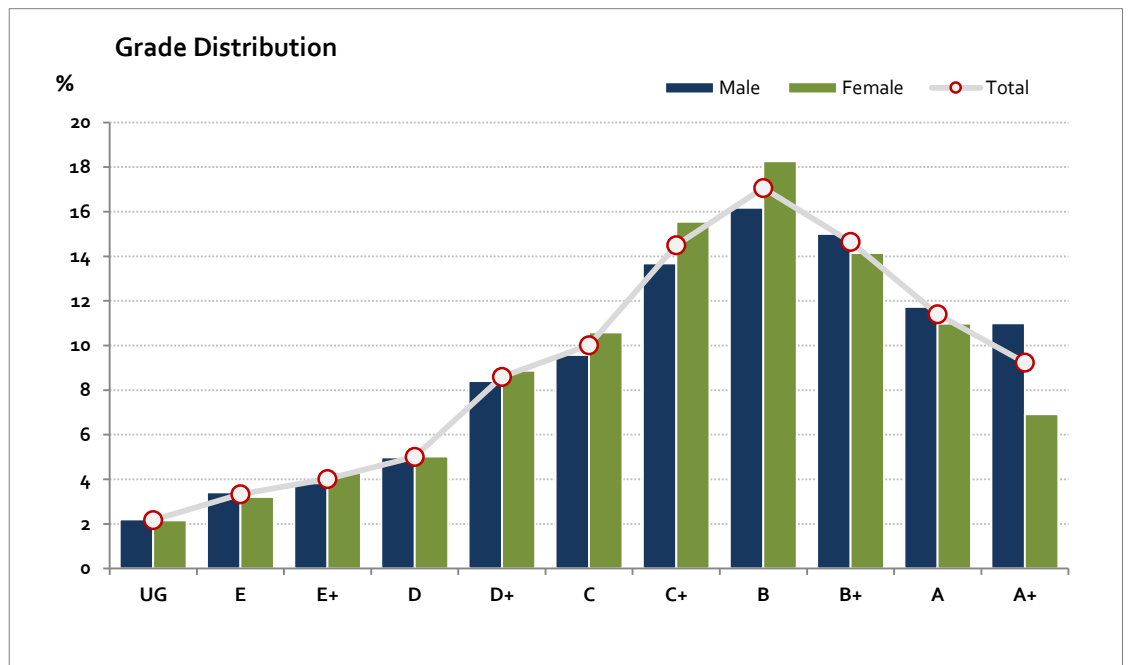
Grade		UG	E	E+	D	D+	C	C+	B	B+	A	A+	NR	Total
Male	n	192	299	335	436	736	838	1,198	1,416	1,313	1,027	962	0	8,752
	%	2.2	3.4	3.8	5.0	8.4	9.6	13.7	16.2	15.0	11.7	11.0	0.0	100.0
Female	n	141	210	281	328	579	692	1,016	1,193	924	718	452	0	6,534
	%	2.2	3.2	4.3	5.0	8.9	10.6	15.5	18.3	14.1	11.0	6.9	0.0	100.0
Gender X	n	0	1	0	3	3	6	9	7	10	4	2	0	45
	%	0.0	2.2	0.0	6.7	6.7	13.3	20.0	15.6	22.2	8.9	4.4	0.0	100.0
Total	n	333	510	616	767	1,318	1,536	2,223	2,616	2,247	1,749	1,416	0	15,331
	%	2.2	3.3	4.0	5.0	8.6	10.0	14.5	17.1	14.7	11.4	9.2	0.0	100.0
Score Ranges		0-3	4-6	7-10	11-15	16-20	21-27	28-34	35-45	46-55	56-65	66-80	N/A	Max 80

For privacy reasons, a gender with less than 5 students assessed has been assigned to the category of NR (Not Reported).

Summary Statistics:	
Mean	37.2
Std Dev	19.3
Median	B

Not Assessed:	
Male	309
Female	224
Gender X	10
Total	543

Total Enrolments incl. Not Assessed:	
Male	9,061
Female	6,758
Gender X	55
Total	15,874



Gender X numbers are too low for a graph to be meaningful

The above 2024 information includes students from both the 2024 Victorian academic calendar year and the 2025 Northern Hemisphere Timetable (academic year from July to June). The NHT academic year results are subject to equating to ensure comparability with the results of the cohort assessed in the preceding calendar year.

Mathematical Methods

Graded Assessment 3 WRITTEN EXAMINATION 2 2024

Table of Grade Distribution by Gender

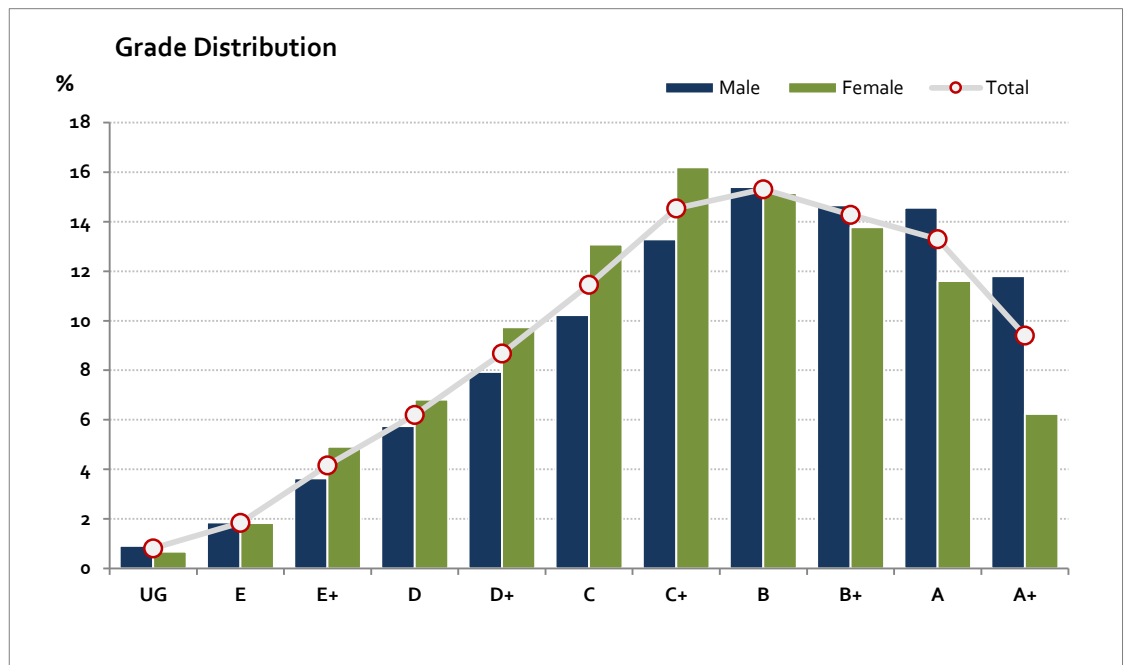
Grade		UG	E	E+	D	D+	C	C+	B	B+	A	A+	NR	Total
Male	n	80	162	318	503	694	895	1,162	1,347	1,283	1,274	1,032	0	8,750
	%	0.9	1.9	3.6	5.7	7.9	10.2	13.3	15.4	14.7	14.6	11.8	0.0	100.0
Female	n	44	120	321	445	636	854	1,058	990	900	758	408	0	6,534
	%	0.7	1.8	4.9	6.8	9.7	13.1	16.2	15.2	13.8	11.6	6.2	0.0	100.0
Gender X	n	1	1	0	2	1	7	9	10	6	7	1	0	45
	%	2.2	2.2	0.0	4.4	2.2	15.6	20.0	22.2	13.3	15.6	2.2	0.0	100.0
Total	n	125	283	639	950	1,331	1,756	2,229	2,347	2,189	2,039	1,441	0	15,329
	%	0.8	1.8	4.2	6.2	8.7	11.5	14.5	15.3	14.3	13.3	9.4	0.0	100.0
Score Ranges		0-13	14-21	22-31	32-40	41-50	51-63	64-76	77-93	94-110	111-132	133-160	N/A	Max 160

For privacy reasons, a gender with less than 5 students assessed has been assigned to the category of NR (Not Reported).

Summary Statistics:	
Mean	81.7
Std Dev	35.1
Median	B

Not Assessed:	
Male	311
Female	224
Gender X	10
Total	545

Total Enrolments incl. Not Assessed:	
Male	9,061
Female	6,758
Gender X	55
Total	15,874



Gender X numbers are too low for a graph to be meaningful

The above 2024 information includes students from both the 2024 Victorian academic calendar year and the 2025 Northern Hemisphere Timetable (academic year from July to June). The NHT academic year results are subject to equating to ensure comparability with the results of the cohort assessed in the preceding calendar year.