

Physics

Graded Assessment 1 COURSEWORK UNIT 3 2024

Table of Grade Distribution by Gender

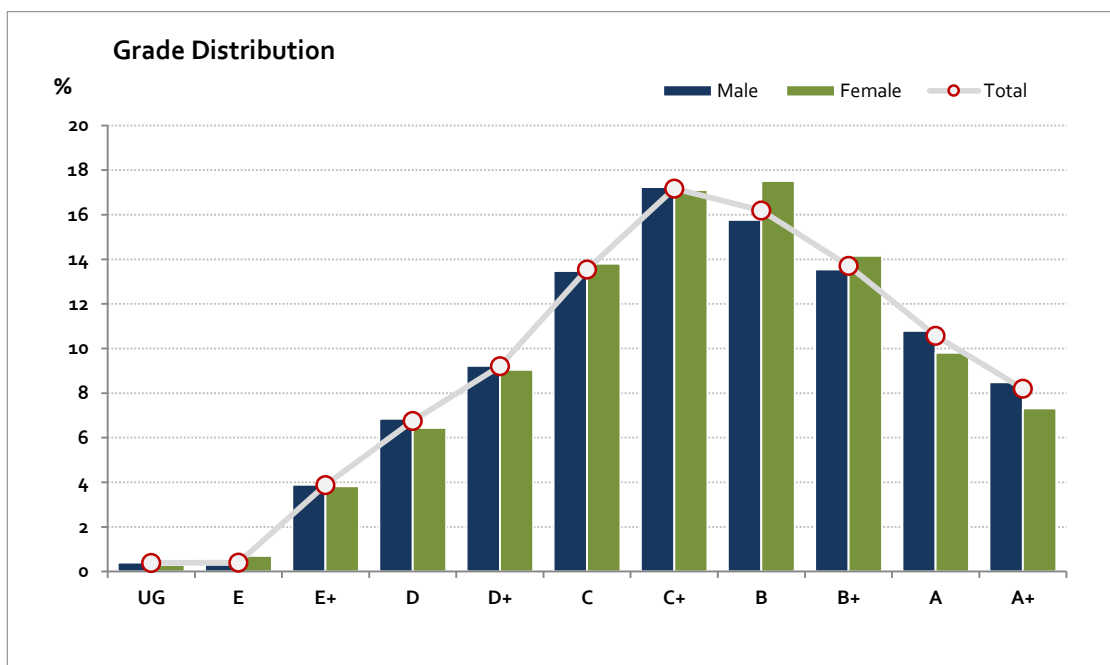
Grade		UG	E	E+	D	D+	C	C+	B	B+	A	A+	NR	Total
Male	n	22	17	216	380	512	748	957	875	752	599	471	0	5,549
	%	0.4	0.3	3.9	6.8	9.2	13.5	17.2	15.8	13.6	10.8	8.5	0.0	100.0
Female	n	5	12	66	111	156	238	295	302	244	169	126	0	1,724
	%	0.3	0.7	3.8	6.4	9.0	13.8	17.1	17.5	14.2	9.8	7.3	0.0	100.0
Gender X	n	1	0	1	2	4	3	2	5	5	4	2	0	29
	%	3.4	0.0	3.4	6.9	13.8	10.3	6.9	17.2	17.2	13.8	6.9	0.0	100.0
Total	n	28	29	283	493	672	989	1,254	1,182	1,001	772	599	0	7,302
	%	0.4	0.4	3.9	6.8	9.2	13.5	17.2	16.2	13.7	10.6	8.2	0.0	100.0
Score Ranges		0-11	12-20	21-40	41-50	51-60	61-71	72-83	84-94	95-103	104-111	112-120	N/A	Max 120

For privacy reasons, a gender with less than 5 students assessed has been assigned to the category of NR (Not Reported).

Summary Statistics:	
Mean	80.7
Std Dev	23.1
Median	C+

Not Assessed:	
Male	171
Female	39
Gender X	2
Total	212

Total Enrolments incl. Not Assessed:	
Male	5,720
Female	1,763
Gender X	31
Total	7,514



Gender X numbers are too low for a graph to be meaningful

The above 2024 information includes students from both the 2024 Victorian academic calendar year and the 2025 Northern Hemisphere Timetable (academic year from July to June). The NHT academic year results are subject to equating to ensure comparability with the results of the cohort assessed in the preceding calendar year.

Physics

Graded Assessment 2 COURSEWORK UNIT 4 2024

Table of Grade Distribution by Gender

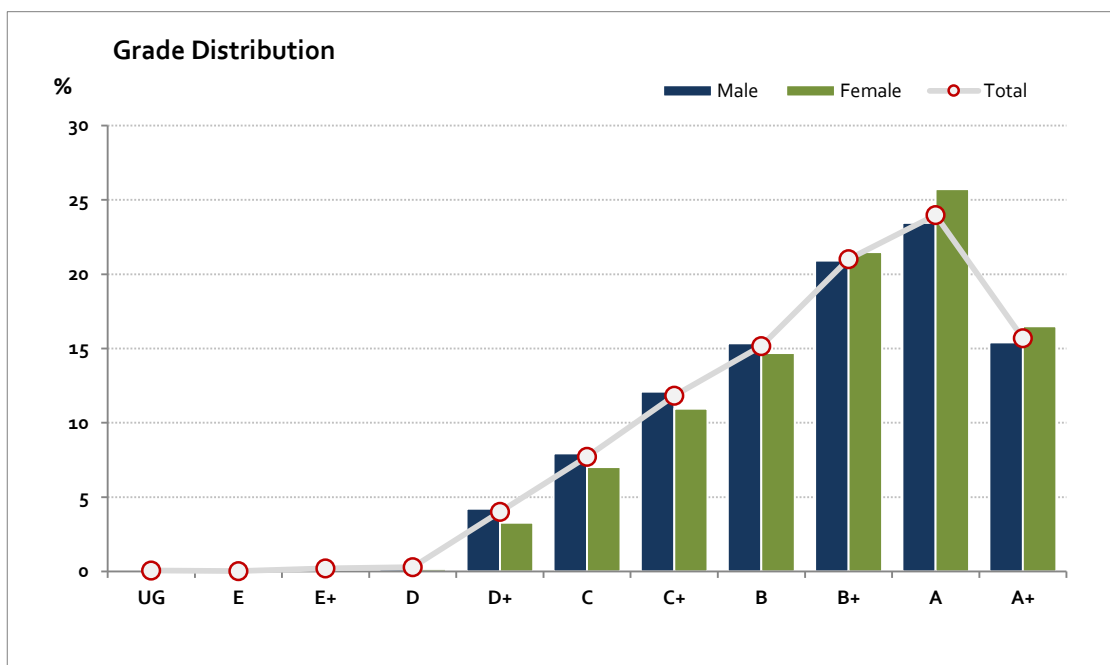
Grade		UG	E	E+	D	D+	C	C+	B	B+	A	A+	NR	Total
Male	n	4	1	13	17	229	430	655	832	1,133	1,271	835	0	5,420
	%	0.1	0.0	0.2	0.3	4.2	7.9	12.1	15.4	20.9	23.5	15.4	0.0	100.0
Female	n	0	1	2	3	55	118	184	247	361	432	277	0	1,680
	%	0.0	0.1	0.1	0.2	3.3	7.0	11.0	14.7	21.5	25.7	16.5	0.0	100.0
Gender X	n	0	0	0	1	2	2	4	1	4	6	7	0	27
	%	0.0	0.0	0.0	3.7	7.4	7.4	14.8	3.7	14.8	22.2	25.9	0.0	100.0
Total	n	4	2	15	21	286	550	843	1,080	1,498	1,709	1,119	0	7,127
	%	0.1	0.0	0.2	0.3	4.0	7.7	11.8	15.2	21.0	24.0	15.7	0.0	100.0
Score Ranges		0-3	4-7	8-15	16-20	21-32	33-39	40-46	47-53	54-62	63-72	73-80	N/A	Max 80

For privacy reasons, a gender with less than 5 students assessed has been assigned to the category of NR (Not Reported).

Summary Statistics:	
Mean	57
Std Dev	14.1
Median	B+

Not Assessed:	
Male	300
Female	83
Gender X	4
Total	387

Total Enrolments incl. Not Assessed:	
Male	5,720
Female	1,763
Gender X	31
Total	7,514



Gender X numbers are too low for a graph to be meaningful

The above 2024 information includes students from both the 2024 Victorian academic calendar year and the 2025 Northern Hemisphere Timetable (academic year from July to June). The NHT academic year results are subject to equating to ensure comparability with the results of the cohort assessed in the preceding calendar year.

Physics

Graded Assessment 3 WRITTEN EXAMINATION 2024

Table of Grade Distribution by Gender

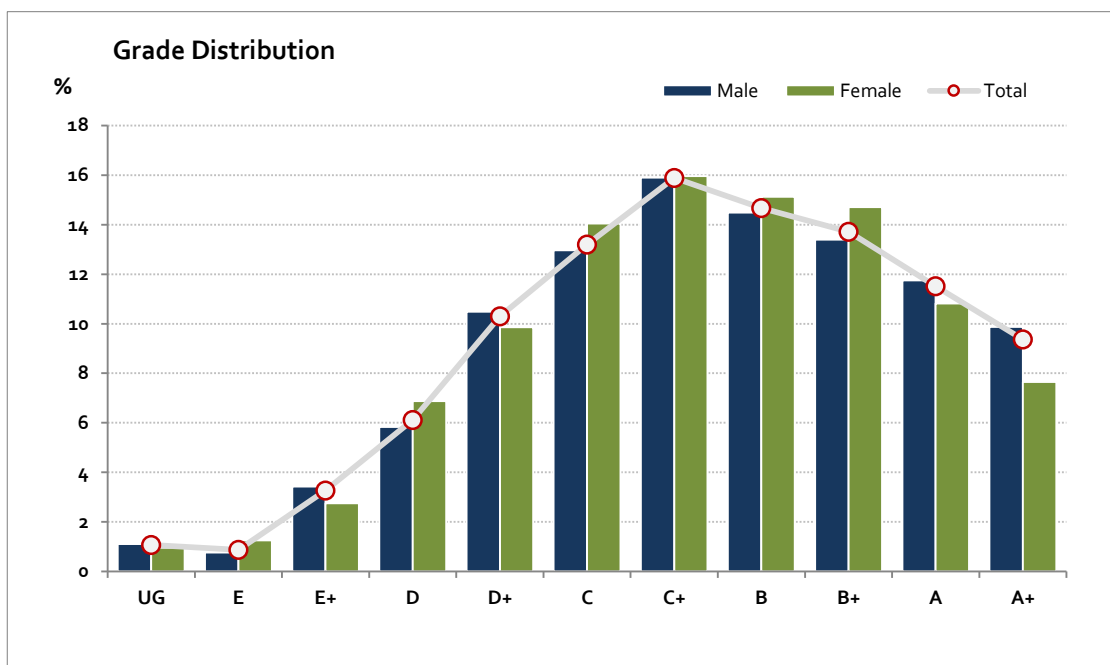
Grade		UG	E	E+	D	D+	C	C+	B	B+	A	A+	NR	Total
Male	n	60	41	185	315	566	700	858	782	723	634	533	0	5,397
	%	1.1	0.8	3.4	5.8	10.5	13.0	15.9	14.5	13.4	11.7	9.9	0.0	100.0
Female	n	16	21	46	115	165	235	267	253	246	181	128	0	1,673
	%	1.0	1.3	2.7	6.9	9.9	14.0	16.0	15.1	14.7	10.8	7.7	0.0	100.0
Gender X	n	0	0	1	4	0	1	2	6	4	2	4	0	24
	%	0.0	0.0	4.2	16.7	0.0	4.2	8.3	25.0	16.7	8.3	16.7	0.0	100.0
Total	n	76	62	232	434	731	936	1,127	1,041	973	817	665	0	7,094
	%	1.1	0.9	3.3	6.1	10.3	13.2	15.9	14.7	13.7	11.5	9.4	0.0	100.0
Score Ranges		0-19	20-25	26-41	42-62	63-86	87-113	114-140	141-164	165-187	188-208	209-240	N/A	Max 240

For privacy reasons, a gender with less than 5 students assessed has been assigned to the category of NR (Not Reported).

Summary Statistics:	
Mean	135.7
Std Dev	54.8
Median	C+

Not Assessed:	
Male	323
Female	90
Gender X	7
Total	420

Total Enrolments incl. Not Assessed:	
Male	5,720
Female	1,763
Gender X	31
Total	7,514



Gender X numbers are too low for a graph to be meaningful

The above 2024 information includes students from both the 2024 Victorian academic calendar year and the 2025 Northern Hemisphere Timetable (academic year from July to June). The NHT academic year results are subject to equating to ensure comparability with the results of the cohort assessed in the preceding calendar year.